


## 1. SETUP PHOTOS

### ANTENNA PORT CONDUCTED RF MEASUREMENT SETUP




NVLAP<sup>®</sup>


NVLAP LAB CODE 200065-0

**RADIATED RF MEASUREMENT SETUP FOR PORTABLE CONFIGURATION**


X-AXIS FRONT PHOTO




Y-AXIS FRONT PHOTO




Z-AXIS FRONT PHOTO




RADIATED EMISSIONS






AC MAINS LINE CONDUCTED EMISSION



LINE CONDUCTED EMISSION (BACK)



**END OF REPORT**