



## 8. SETUP PHOTOS


### ANTENNA PORT CONDUCTED RF MEASUREMENT SETUP




**RADIATED RF MEASUREMENT SETUP**










**POWERLINE CONDUCTED EMISSIONS MEASUREMENT SETUP**





**END OF REPORT**