

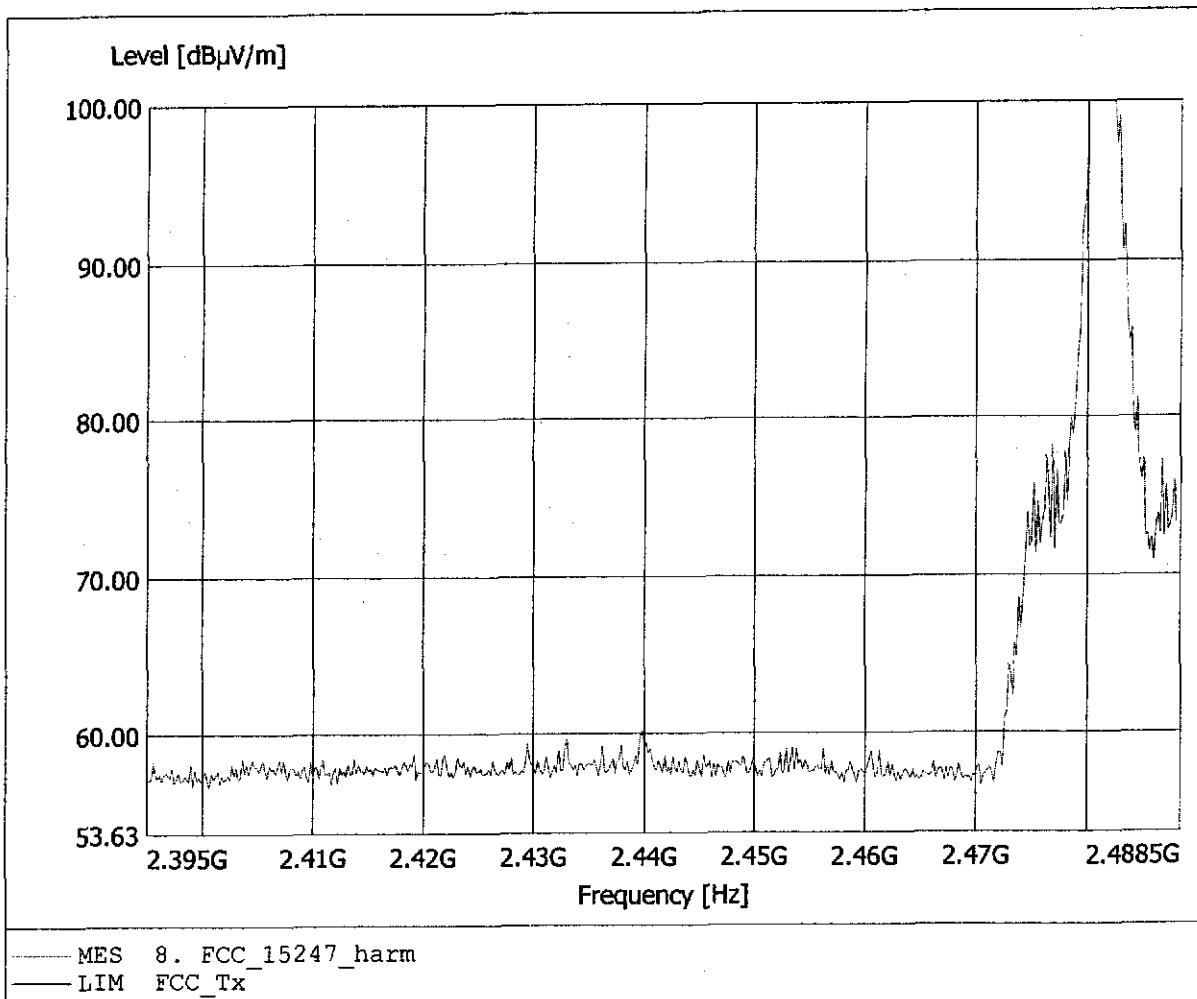


Appendix C

Spurious Emissions radiated - Transmitter operating

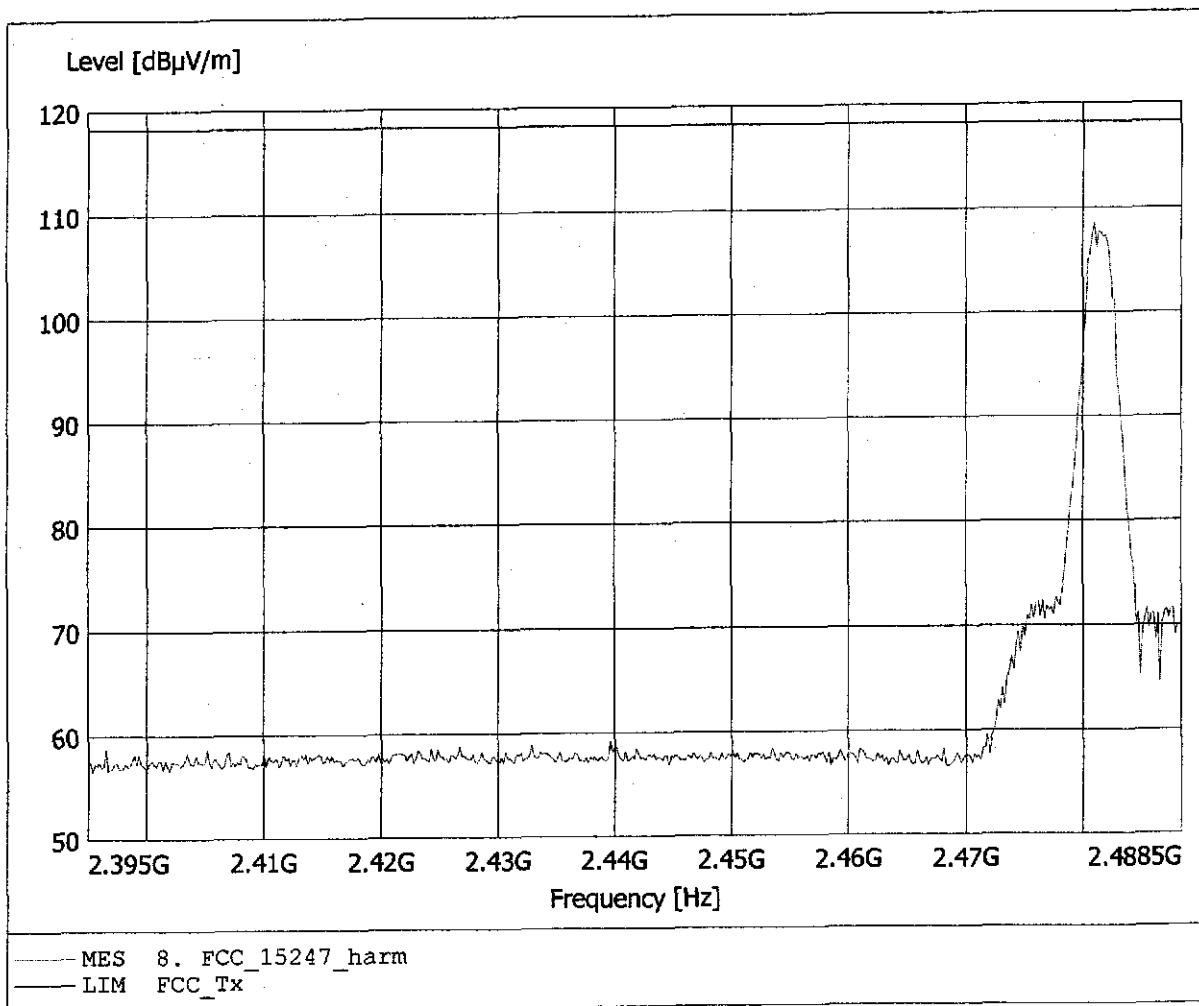
Carrier power (Field Strength)
FCC RULES PART 15, SUBPART C

EUT: 2,4 GHz digital intercom System / EU CH 46 Tx Ant 1
Model: BASE 6000
Approval Holder: HM Electronics Inc.
Operating Condition: Tnom: 23°C / Unom : 16 V AC and AC/AC - Adapter
Test Site / Operator: ETS / Mr. Pudell
Test Specification: according to §15.247
Comment 1: Dist.: 3m, Ant.: BBHA2190D
Comment 2: Freq: 2.481GHz, Emax: 113.08dBµV/m, RBW: 1MHz



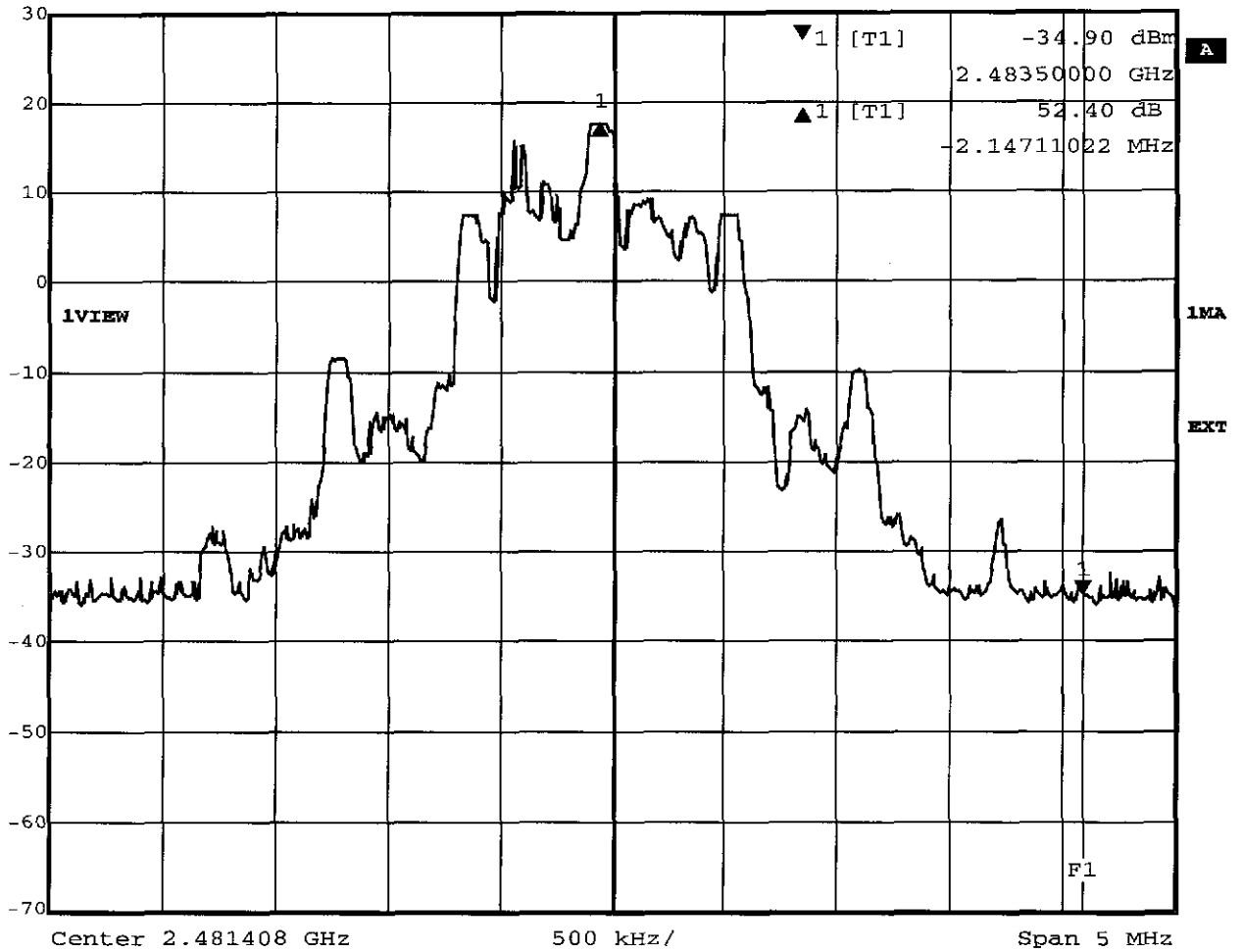
Carrier power (Field Strength)
FCC RULES PART 15, SUBPART C

EUT: 2,4 GHz digital intercom System / EU CH 46 Tx Ant 2
Model: BASE 6000
Approval Holder: HM Electronics Inc.
Operating Condition: Tnom: 23°C / Unom : 16 V AC and AC/AC - Adapter
Test Site / Operator: ETS / Mr. Pudell
Test Specification: according to §15.247
Comment 1: Dist.: 3m, Ant.: BBHA2190D
Comment 2: Freq: 2.481GHz, Emax: 108.55dBµV/m, RBW: 1MHz





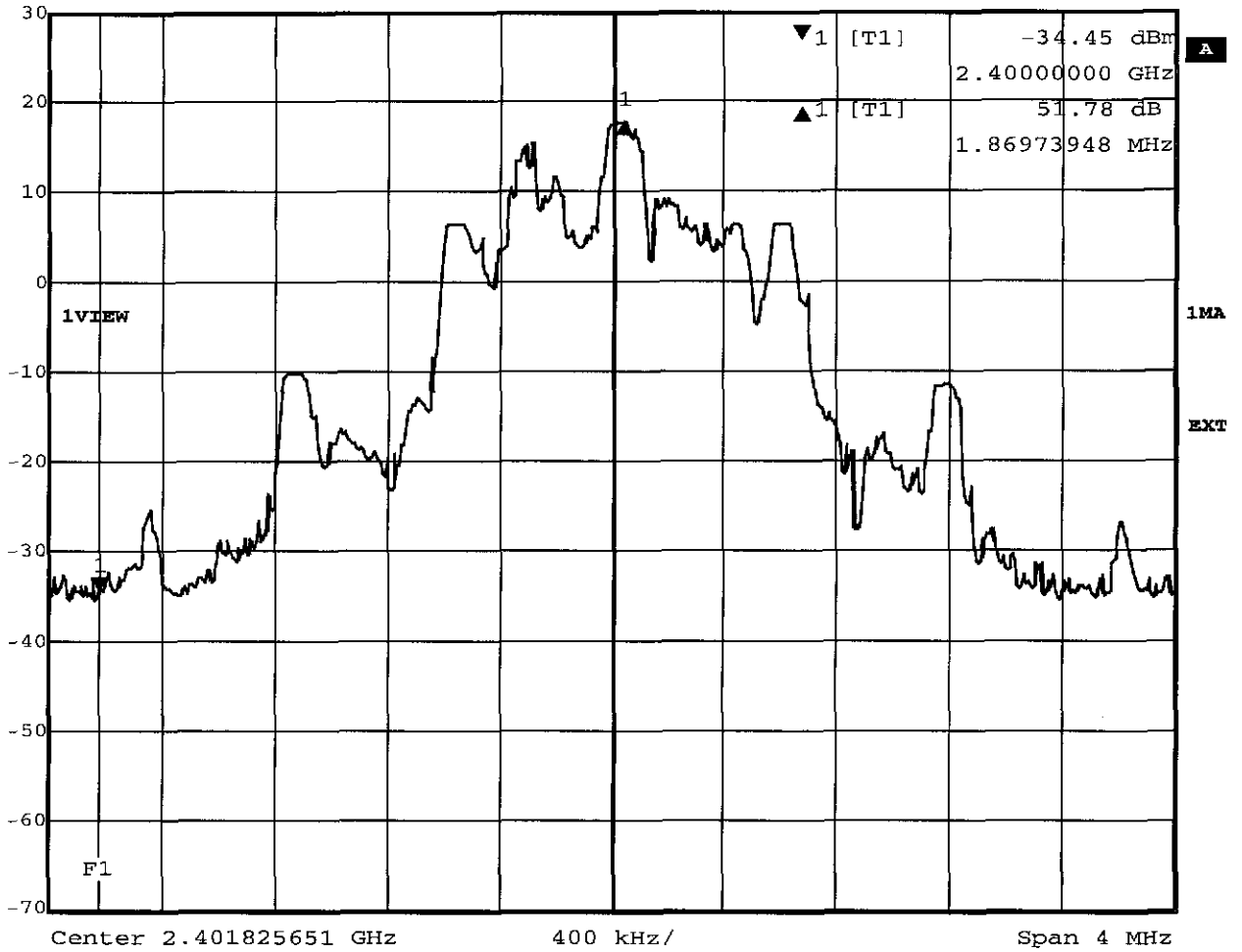
Delta 1 [T1] RBW 30 kHz RF Att 60 dB
Ref Lvl 52.40 dB VBW 30 kHz
30 dBm -2.14711022 MHz SWT 14 ms Unit dBm



Title: Marker-Delta Method
Comment A: HM Electronics Wireless 6000 Base 6000
Date: 27.JUN.2003 13:45:54



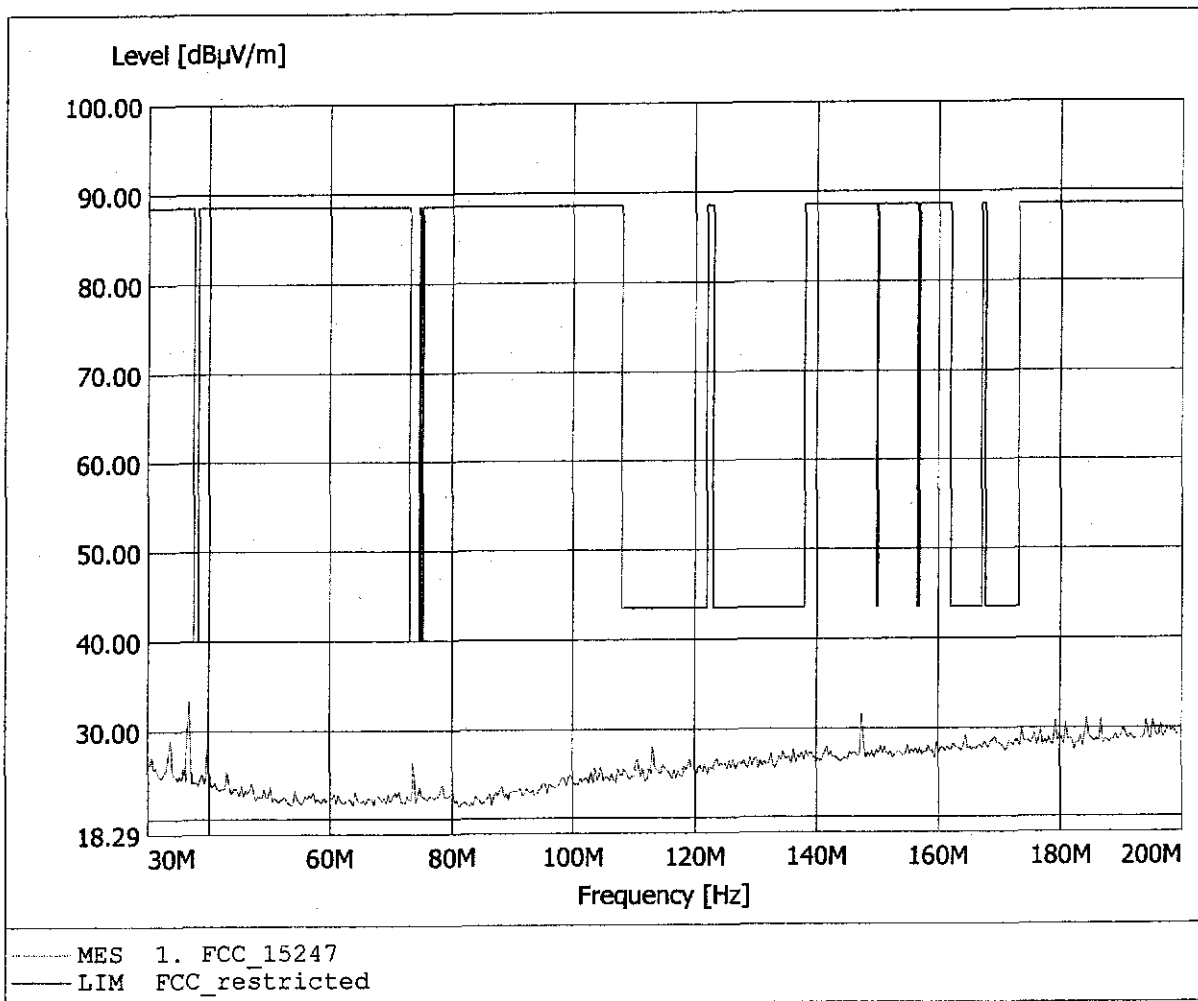
Delta 1 [T1] RBW 30 kHz RF Att 60 dB
Ref Lvl 51.78 dB VBW 30 kHz
30 dBm 1.86973948 MHz SWT 11.5 ms Unit dBm



Title: Marker-Delta Method
Comment A: HM Electronics Wireless 6000 Base 6000
Date: 27.JUN.2003 13:40:43

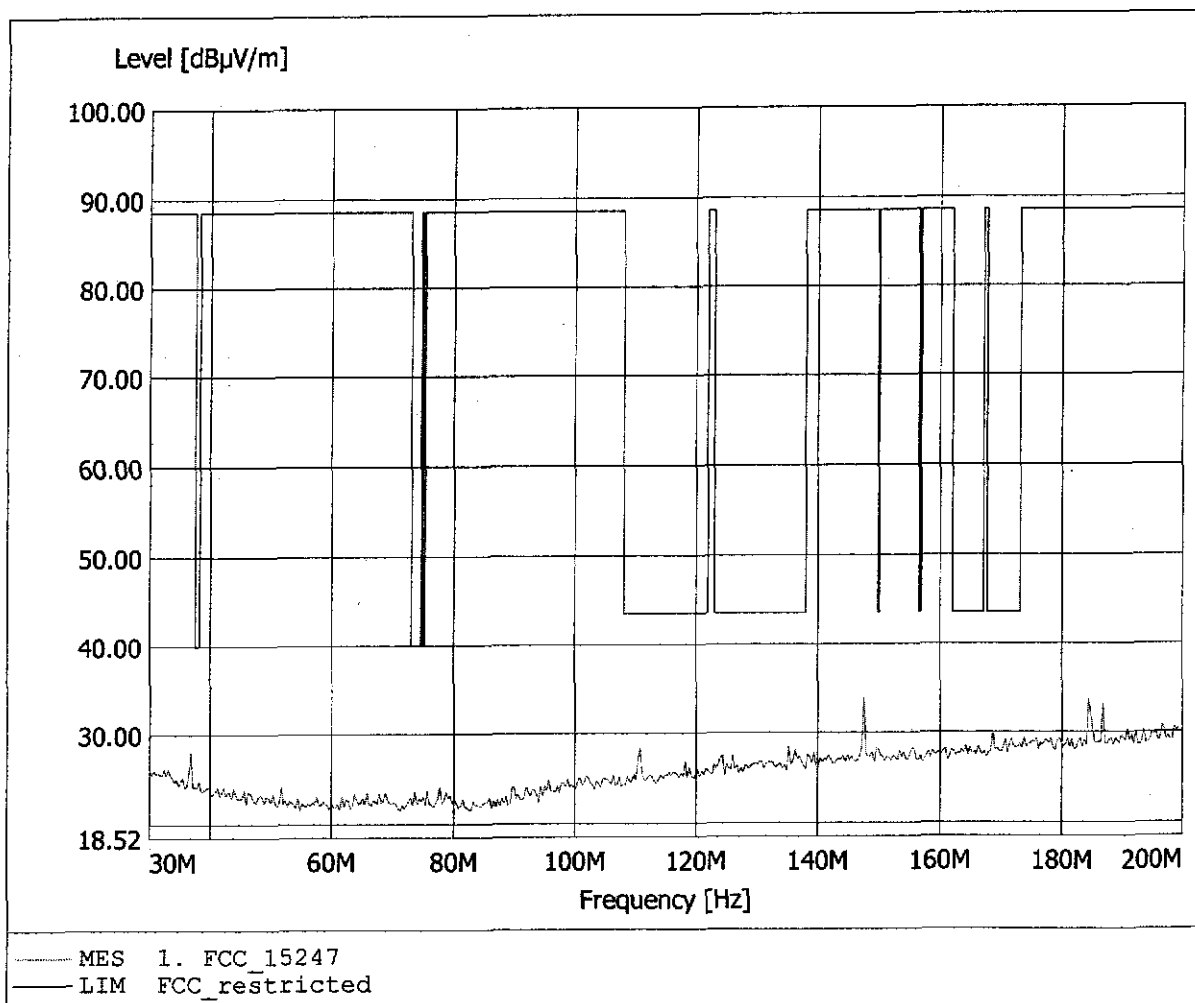
**Spurious emissions Field Strength
FCC RULES PART 15, SUBPART C**

EUT: 2,4 GHz digital intercom System / Ch 0 Tx Ant 1
Model: BASE 6000
Approval Holder: HM Electronics Inc.
Operating Condition: Tnom: 23°C / Unom : 16 V AC and AC/AC - Adapter
Test Site / Operator: ETS / Mr. Pudell
Test Specification: according to §15.247
Comment 1: Dist.: 3m, Ant.: HK 116
Comment 2: Freq: 36.814MHz, Emax: 33.40dBµV/m, RBW: 100kHz



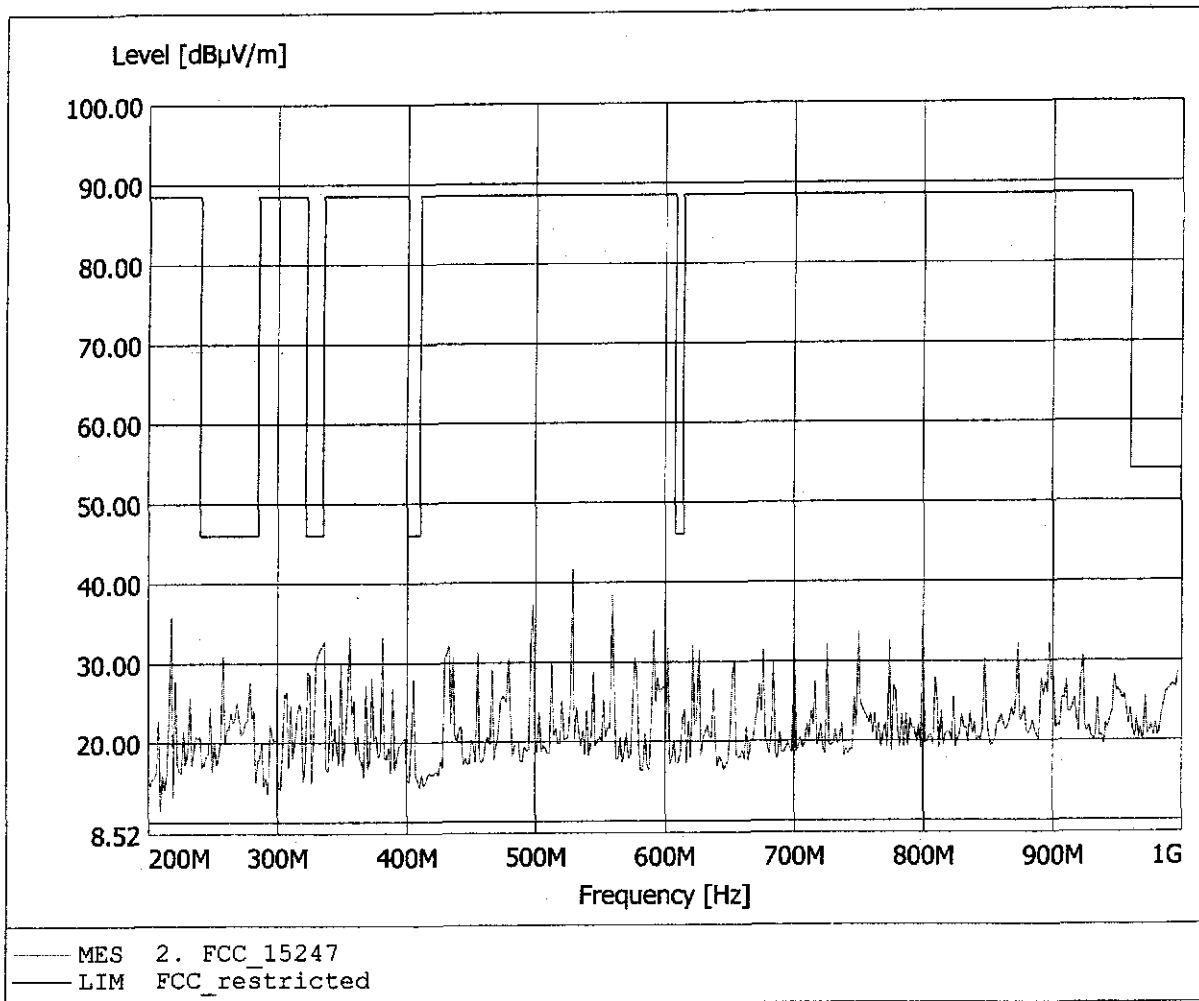
**Spurious emissions Field Strength
FCC RULES PART 15, SUBPART C**

EUT: 2,4 GHz digital intercom System / Ch 0 Tx Ant 1
Model: BASE 6000
Approval Holder: HM Electronics Inc.
Operating Condition: Tnom: 23°C / Unom : 16 V AC and AC/AC - Adapter
Test Site / Operator: ETS / Mr. Pudell
Test Specification: according to §15.247
Comment 1: Dist.: 3m, Ant.: HK 116
Comment 2: Freq: 147.535MHz, Emax: 33.93dBµV/m, RBW: 100kHz



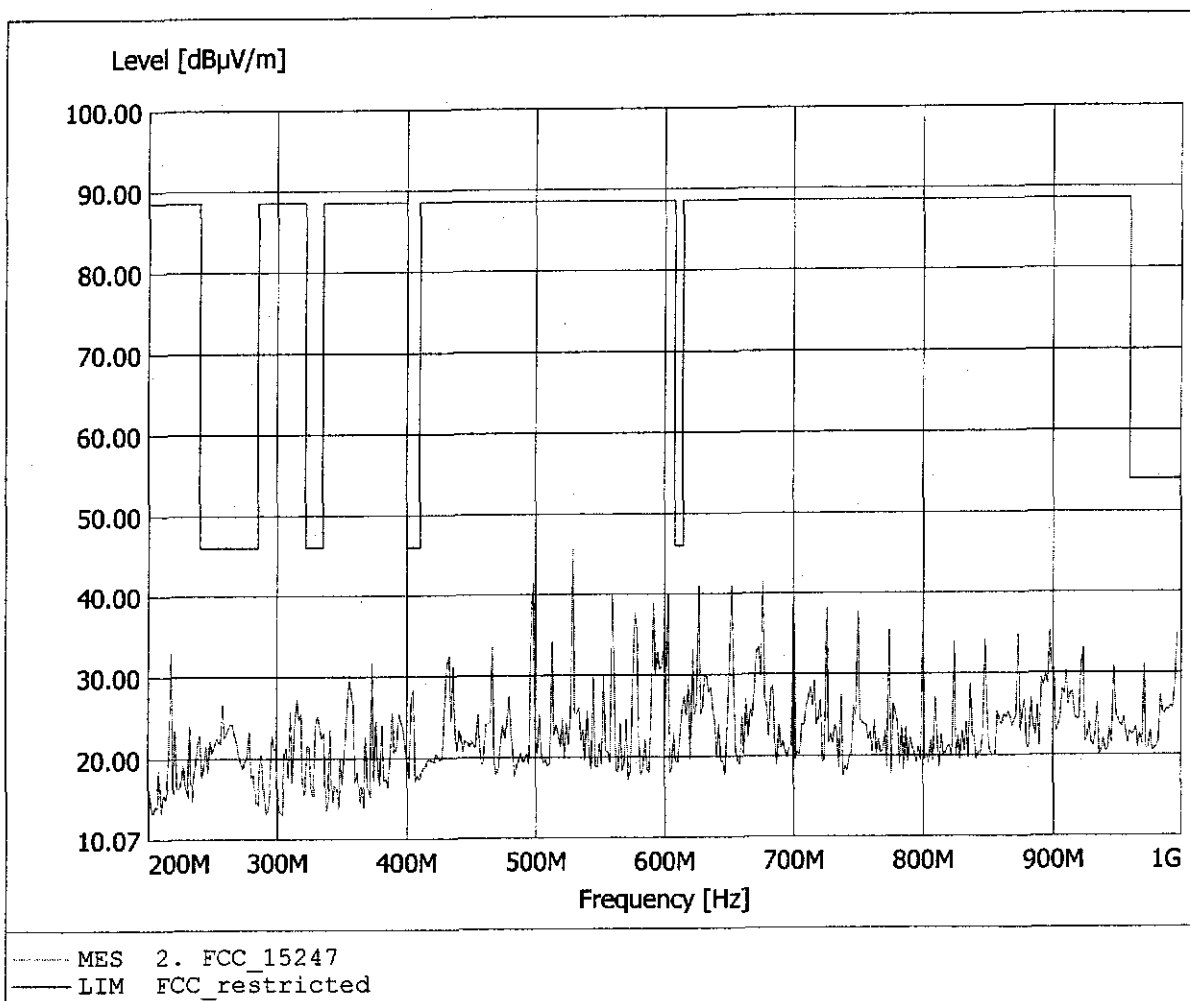
**Spurious emissions Field Strength
FCC RULES PART 15, SUBPART C**

EUT: 2,4 GHz digital intercom System / Ch 0 Tx Ant 1
Model: BASE 6000
Approval Holder: HM Electronics Inc.
Operating Condition: Tnom: 23°C / Unom : 16 V AC and AC/AC - Adapter
Test Site / Operator: ETS / Mr. Pudell
Test Specification: according to §15.247
Comment 1: Dist.: 3m, Ant.: HL 223, amplif.
Comment 2: Freq: 528.657MHz, Emax: 41.61dBµV/m, RBW: 100kHz



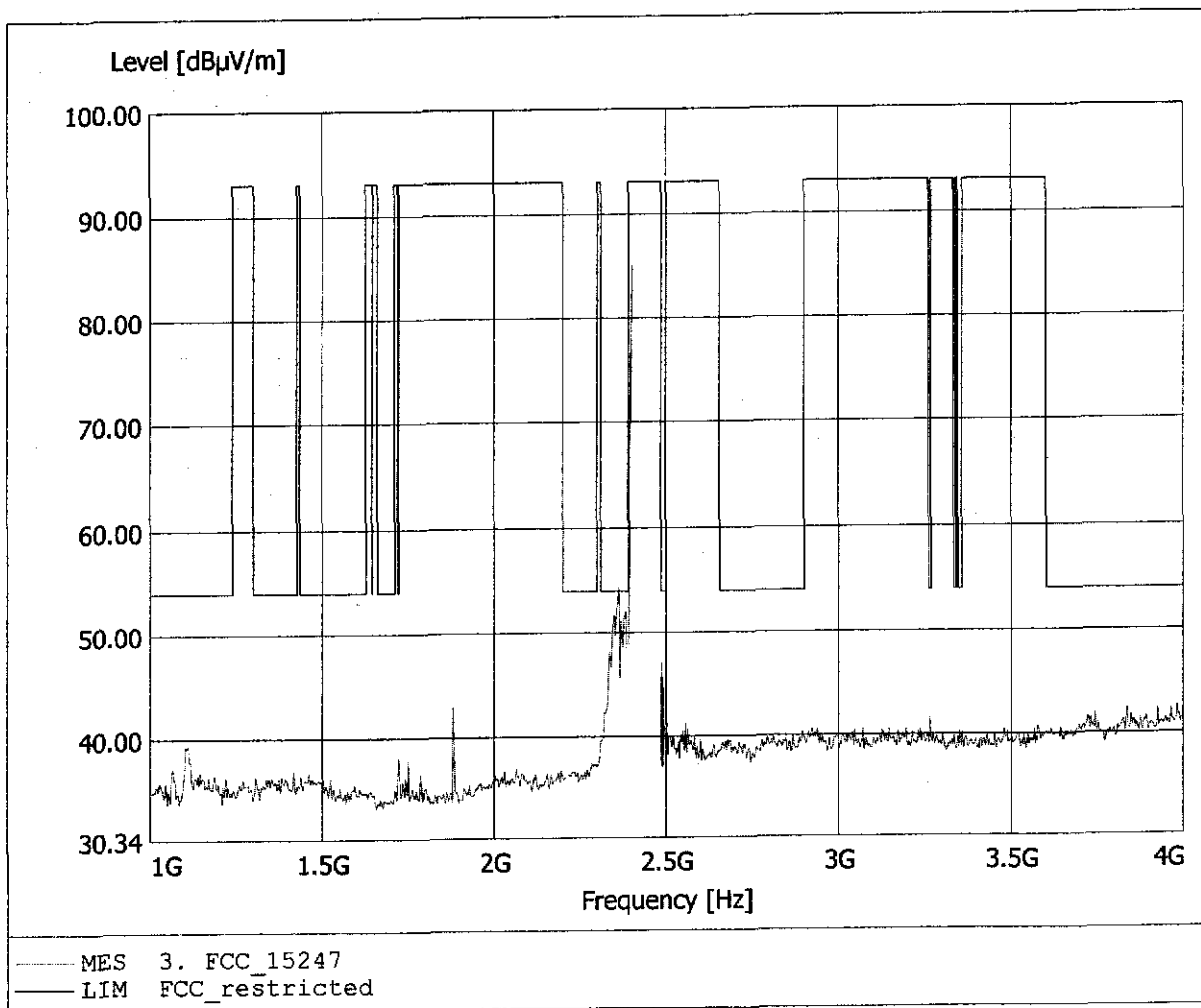
**Spurious emissions Field Strength
FCC RULES PART 15, SUBPART C**

EUT: 2,4 GHz digital intercom System / Ch 0 Tx Ant 1
Model: BASE 6000
Approval Holder: HM Electronics Inc.
Operating Condition: Tnom: 23°C / Unom : 16 V AC and AC/AC - Adapter
Test Site / Operator: ETS / Mr. Pudell
Test Specification: according to §15.247
Comment 1: Dist.: 3m, Ant.: HL 223, amplif.
Comment 2: Freq: 528.657MHz, Emax: 45.67dBuV/m, RBW: 100kHz



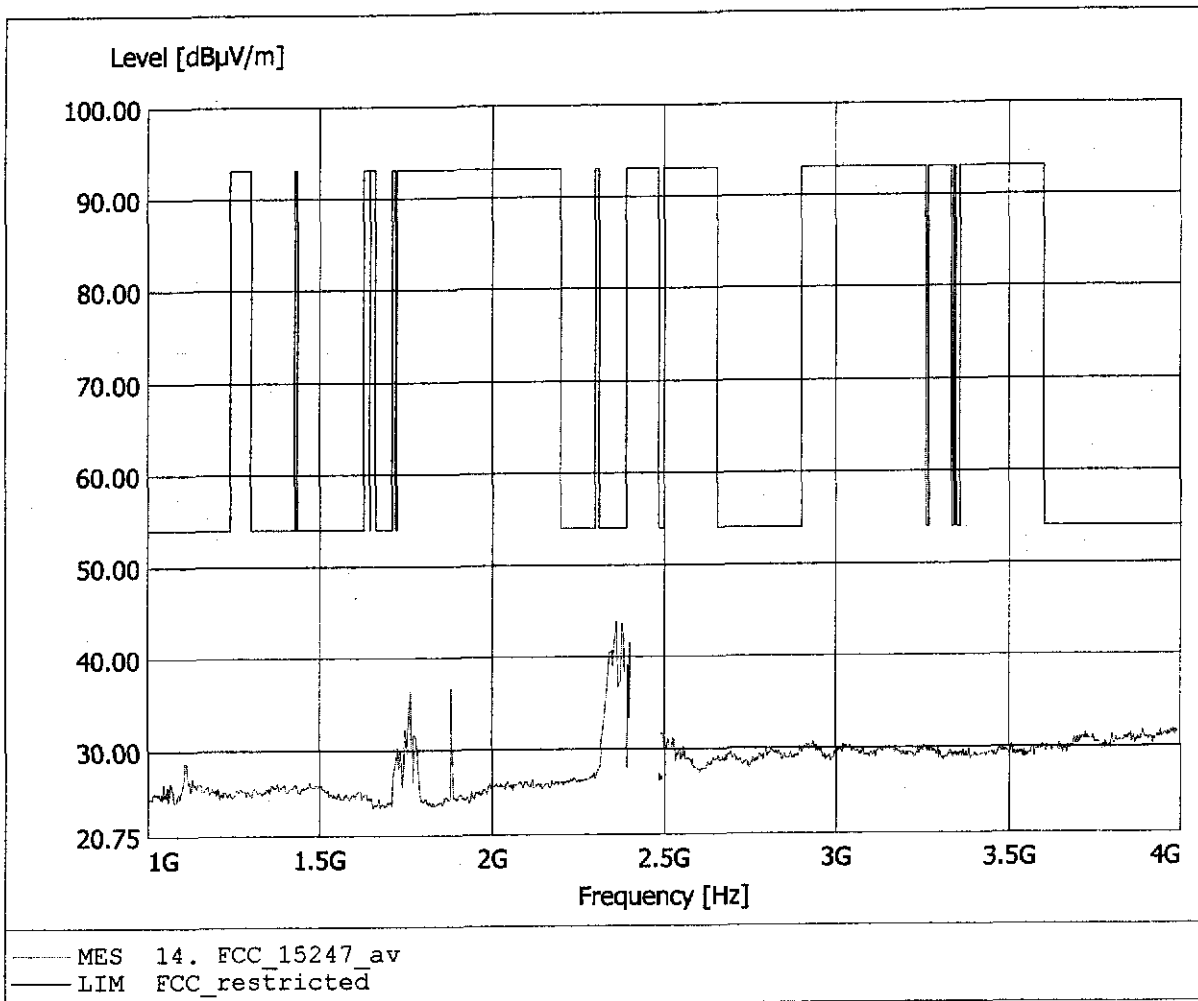
**Spurious emissions Field Strength
FCC RULES PART 15, SUBPART C**

EUT: 2,4 GHz digital intercom System / Ch 0 Tx Ant 1
Model: BASE 6000
Approval Holder: HM Electronics Inc.
Operating Condition: Tnom: 23°C / Unom : 16 V AC and AC/AC - Adapter
Test Site / Operator: ETS / Mr. Pudell
Test Specification: according to §15.247, peak detector
Comment 1: Dist.: 3m, Ant.: BBHA2190D, amplif.
Comment 2: Freq: 2.400GHz, Emax: 85.07dBµV/m, RBW: 1MHz



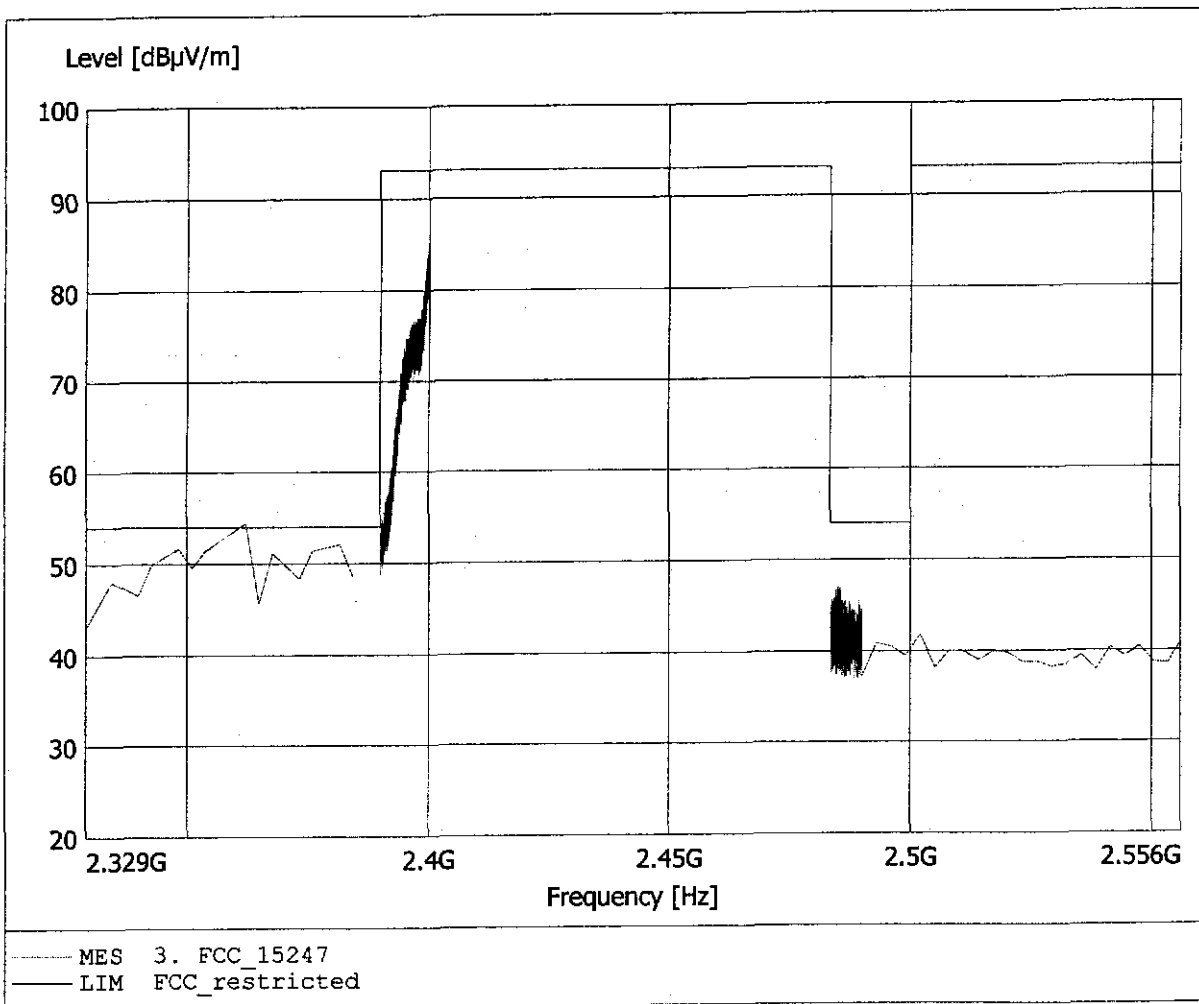
**Spurious emissions Field Strength
FCC RULES PART 15, SUBPART C**

EUT: 2,4 GHz digital intercom System / Ch 0 Tx Ant 1
Model: BASE 6000
Approval Holder: HM Electronics Inc.
Operating Condition: Tnom: 23°C / Unom : 16 V AC and AC/AC - Adapter
Test Site / Operator: ETS / Mr. Pudell
Test Specification: according to §15.247, average detector
Comment 1: Dist.: 3m, Ant.: BBHA2190D, amplif.
Comment 2: Freq: 2.362GHz, Emax: 43.93dBµV/m, RBW: 1MHz



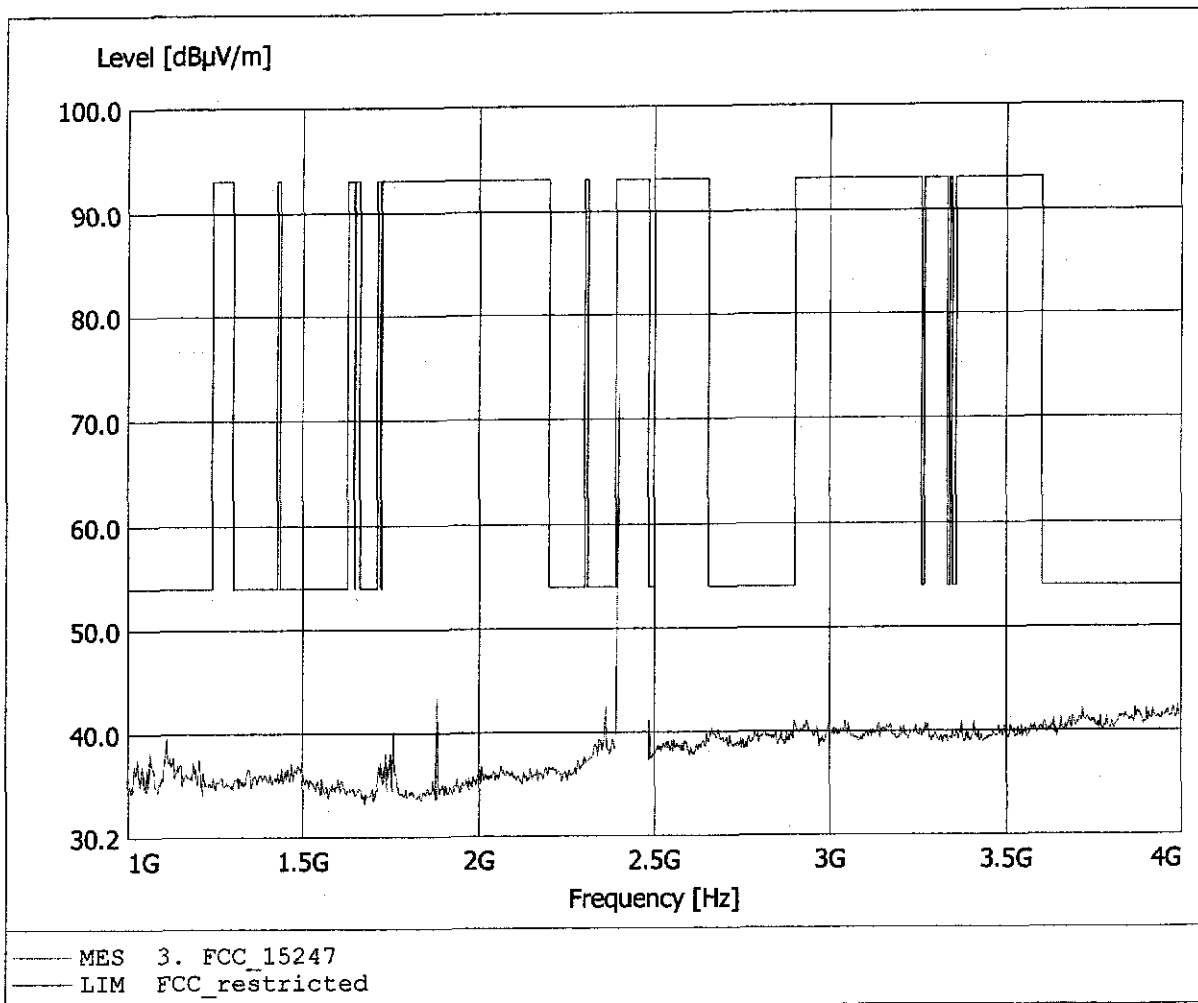
**Spurious emissions Field Strength
FCC RULES PART 15, SUBPART C**

EUT: 2,4 GHz digital intercom System / Ch 0 Tx Ant 1
Model: BASE 6000
Approval Holder: HM Electronics Inc.
Operating Condition: Tnom: 23°C / Unom : 16 V AC and AC/AC - Adapter
Test Site / Operator: ETS / Mr. Pudell
Test Specification: according to §15.247, peak detector
Comment 1: Dist.: 3m, Ant.: BBHA2190D, amplif.
Comment 2: Freq: 2.400GHz, Emax: 85.07dBµV/m, RBW: 1MHz



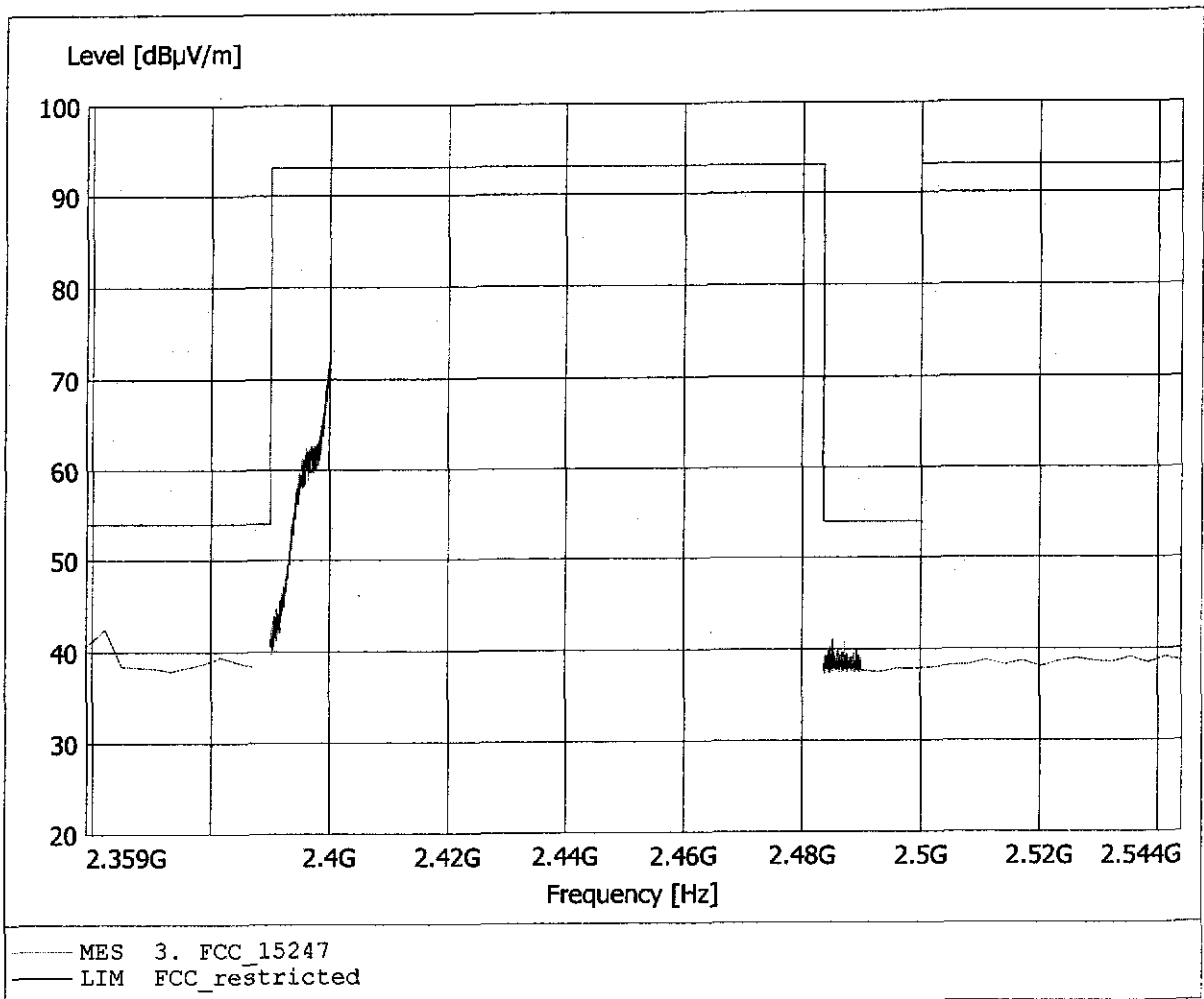
**Spurious emissions Field Strength
FCC RULES PART 15, SUBPART C**

EUT: 2,4 GHz digital intercom System / Ch 0 Tx Ant 1
Model: BASE 6000
Approval Holder: HM Electronics Inc.
Operating Condition: Tnom: 23°C / Unom : 16 V AC and AC/AC - Adapter
Test Site / Operator: ETS / Mr. Pudell
Test Specification: according to §15.247, peak detector
Comment 1: Dist.: 3m, Ant.: BBHA2190D, amplif.
Comment 2: Freq: 2.400GHz, Emax: 72.42dBµV/m, RBW: 1MHz



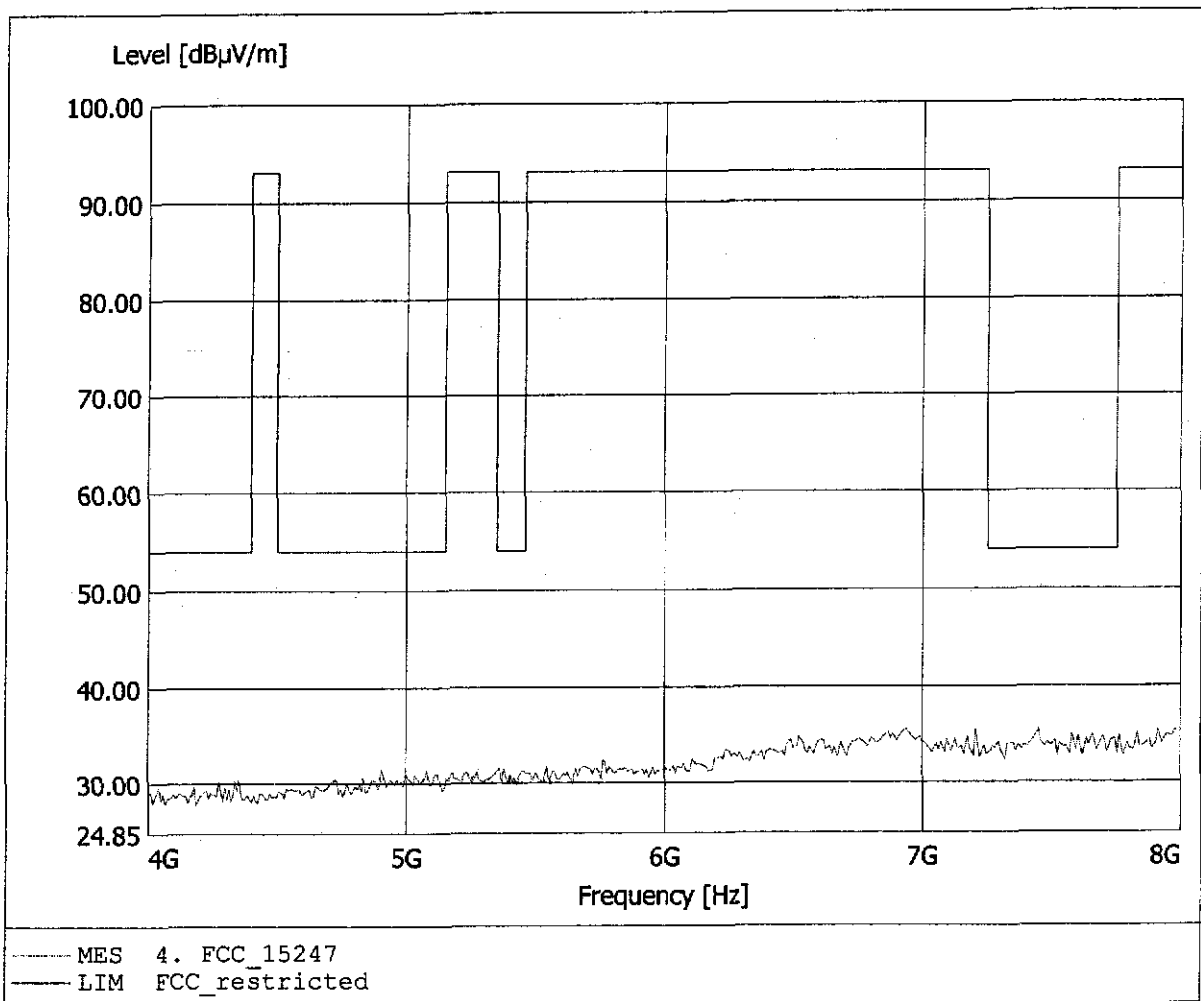
**Spurious emissions Field Strength
FCC RULES PART 15, SUBPART C**

EUT: 2,4 GHz digital intercom System / Ch 0 Tx Ant 1
Model: BASE 6000
Approval Holder: HM Electronics Inc.
Operating Condition: Tnom: 23°C / Unom : 16 V AC and AC/AC - Adapter
Test Site / Operator: ETS / Mr. Pudell
Test Specification: according to §15.247, peak detector
Comment 1: Dist.: 3m, Ant.: BBHA2190D, amplif.
Comment 2: Freq: 2.400GHz, Emax: 72.42dBµV/m, RBW: 1MHz



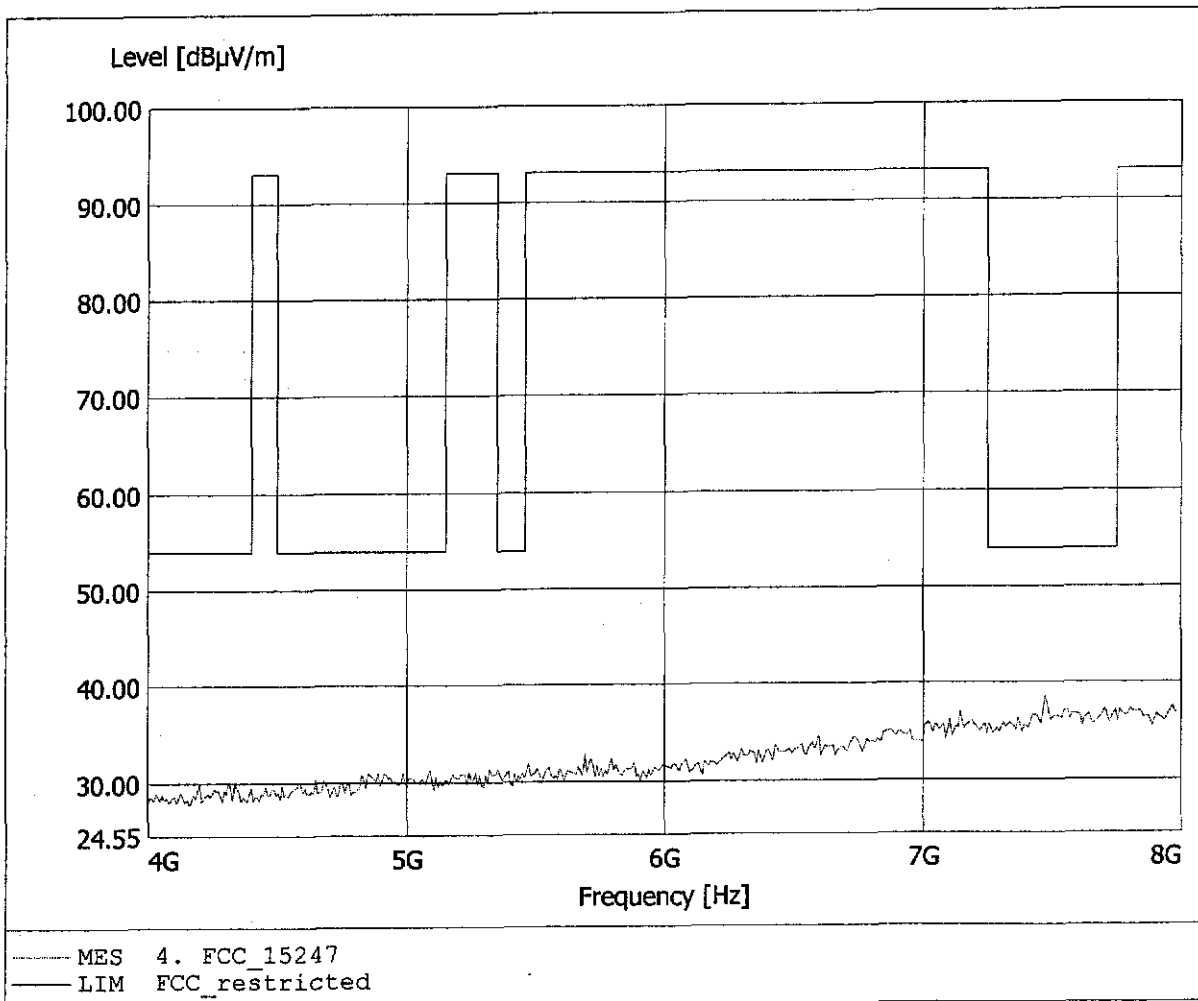
**Spurious emissions Field Strength
FCC RULES PART 15, SUBPART C**

EUT: 2,4 GHz digital intercom System / Ch 0 Tx Ant 1
Model: BASE 6000
Approval Holder: HM Electronics Inc.
Operating Condition: Tnom: 23°C / Unom : 16 V AC and AC/AC - Adapter
Test Site / Operator: ETS / Mr. Pudell
Test Specification: according to S15.247, peak detector
Comment 1: Dist.: 3m, Ant.: BBHA2190D, ampl.+HP.
Comment 2: Freq: 6.934GHz, Emax: 35.59dBµV/m, RBW: 1MHz



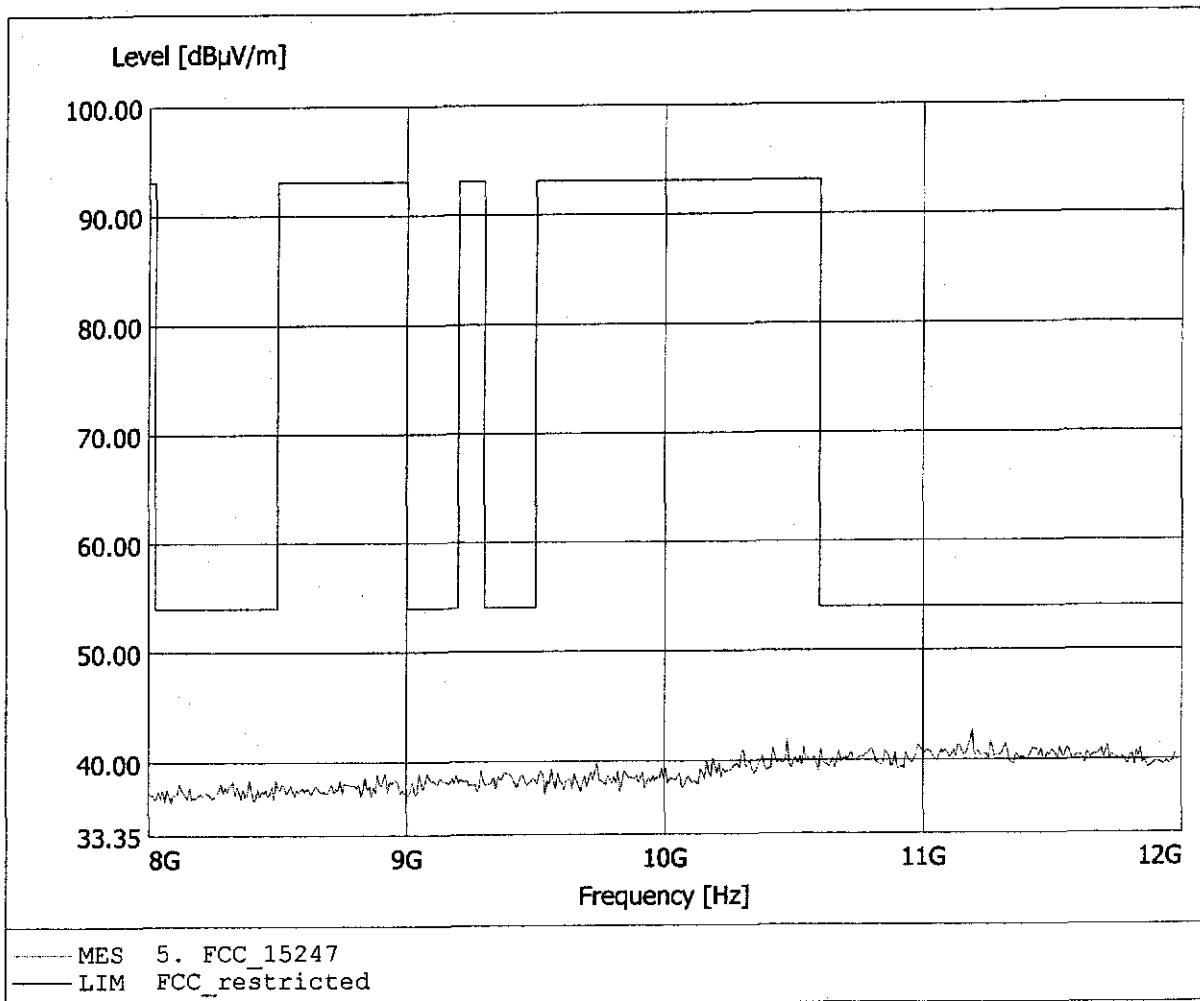
**Spurious emissions Field Strength
FCC RULES PART 15, SUBPART C**

EUT: 2,4 GHz digital intercom System / Ch 0 Tx Ant 1
Model: BASE 6000
Approval Holder: HM Electronics Inc.
Operating Condition: Tnom: 23°C / Unom : 16 V AC and AC/AC - Adapter
Test Site / Operator: ETS / Mr. Pudell
Test Specification: according to §15.247, peak detector
Comment 1: Dist.: 3m, Ant.: BBHA2190D, ampl.+HP.
Comment 2: Freq: 7.471GHz, Emax: 38.56dB μ V/m, RBW: 1MHz



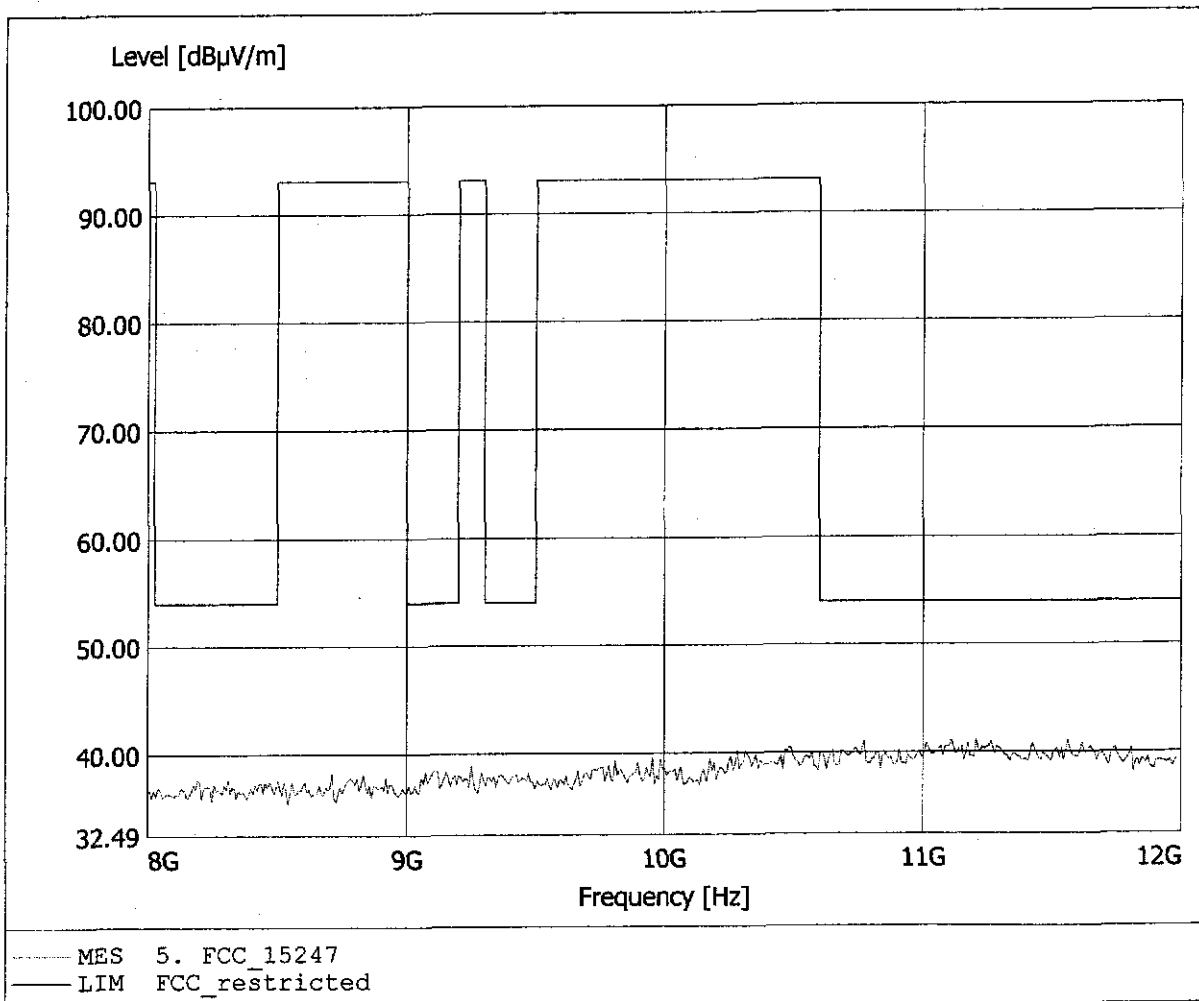
**Spurious emissions Field Strength
FCC RULES PART 15, SUBPART C**

EUT: 2,4 GHz digital intercom System / Ch 0 Tx Ant 1
Model: BASE 6000
Approval Holder: HM Electronics Inc.
Operating Condition: Tnom: 23°C / Unom : 16 V AC and AC/AC - Adapter
Test Site / Operator: ETS / Mr. Pudell
Test Specification: according to §15.247, peak detector
Comment 1: Dist.: 3m, Ant.: BBHA2190D, ampl.+HP.
Comment 2: Freq: 11.190GHz, Emax: 42.68dBµV/m, RBW: 1MHz



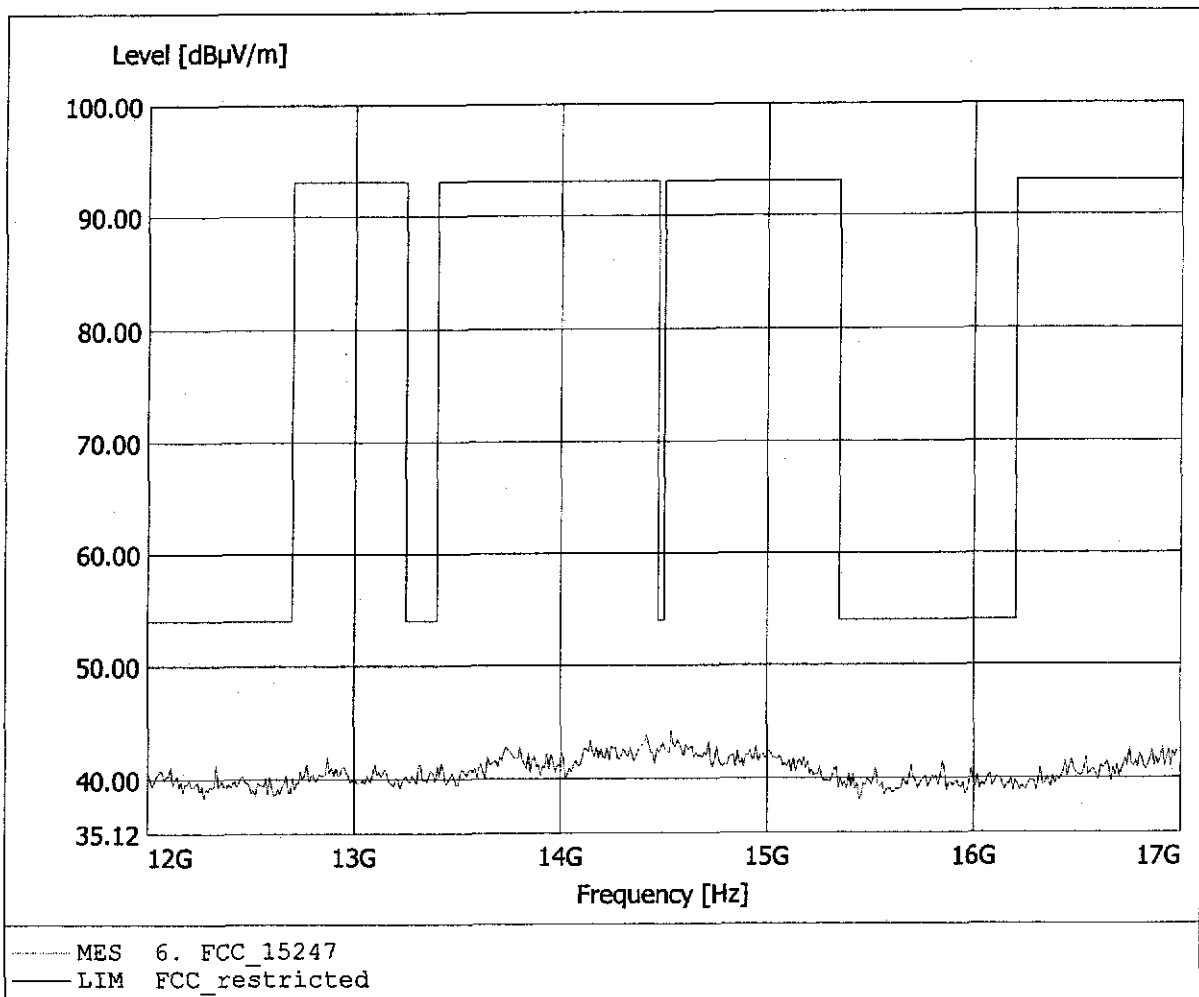
**Spurious emissions Field Strength
FCC RULES PART 15, SUBPART C**

EUT: 2,4 GHz digital intercom System / Ch 0 Tx Ant 1
Model: BASE 6000
Approval Holder: HM Electronics Inc.
Operating Condition: Tnom: 23°C / Unom : 16 V AC and AC/AC - Adapter
Test Site / Operator: ETS / Mr. Pudell
Test Specification: according to S15.247, peak detector
Comment 1: Dist.: 3m, Ant.: BBHA2190D, ampl.+HP.
Comment 2: Freq: 11.110GHz, Emax: 41.16dBµV/m, RBW: 1MHz



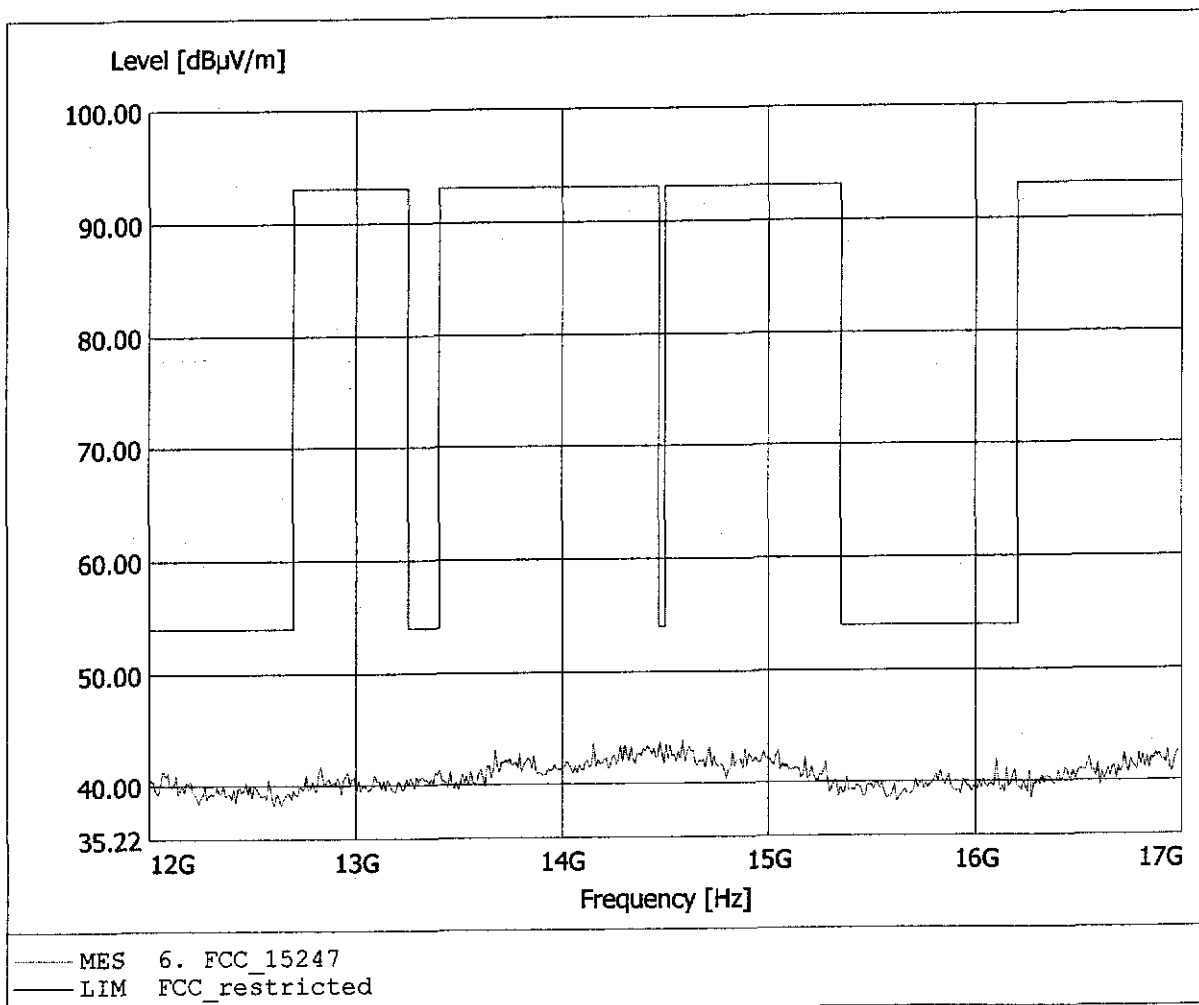
**Spurious emissions Field Strength
FCC RULES PART 15, SUBPART C**

EUT: 2,4 GHz digital intercom System / Ch 0 Tx Ant 1
Model: BASE 6000
Approval Holder: HM Electronics Inc.
Operating Condition: Tnom: 23°C / Unom : 16 V AC and AC/AC - Adapter
Test Site / Operator: ETS / Mr. Pudell
Test Specification: according to §15.247, peak detector
Comment 1: Dist.: 3m, Ant.: BBHA2190D, ampl.+HP.
Comment 2: Freq: 14.535GHz, Emax: 44.24dBµV/m, RBW: 1MHz



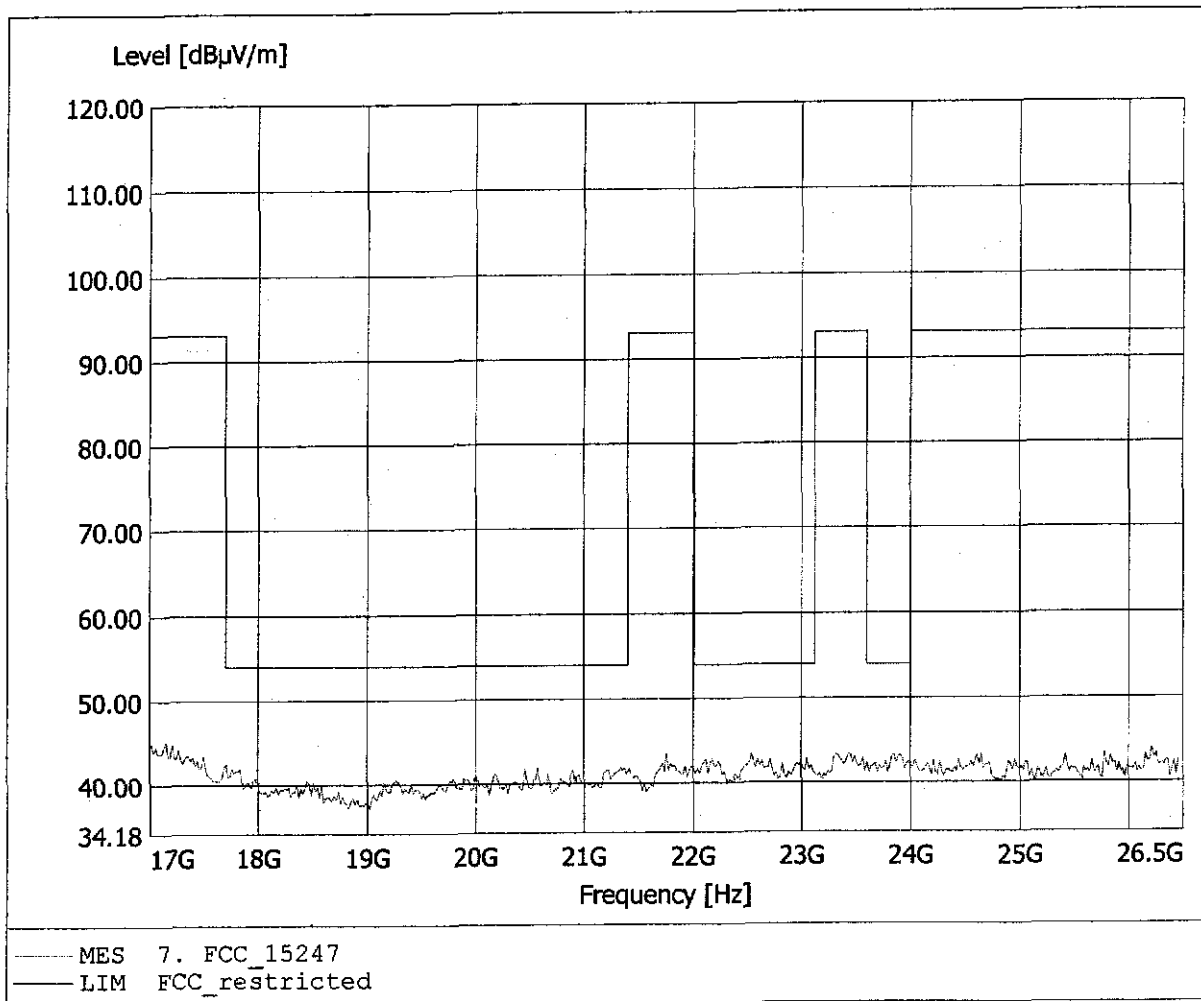
**Spurious emissions Field Strength
FCC RULES PART 15, SUBPART C**

EUT: 2,4 GHz digital intercom System / Ch 0 Tx Ant 1
Model: BASE 6000
Approval Holder: HM Electronics Inc.
Operating Condition: Tnom: 23°C / Unom : 16 V AC and AC/AC - Adapter
Test Site / Operator: ETS / Mr. Pudell
Test Specification: according to §15.247, peak detector
Comment 1: Dist.: 3m, Ant.: BBHA2190D, ampl.+HP.
Comment 2: Freq: 14.585GHz, Emax: 43.87dBµV/m, RBW: 1MHz



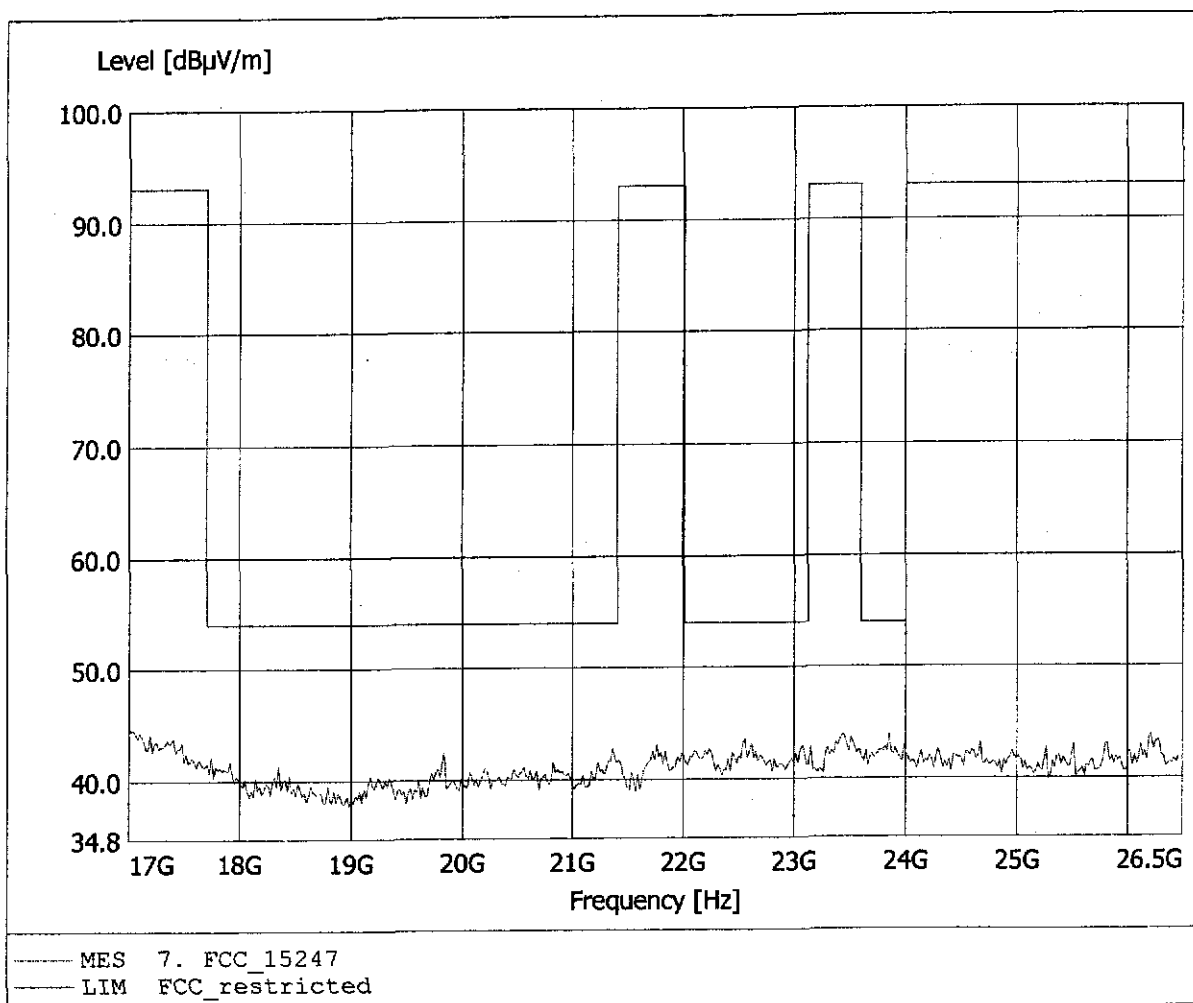
**Spurious emissions Field Strength
FCC RULES PART 15, SUBPART C**

EUT: 2,4 GHz digital intercom System / Ch 0 Tx Ant 1
Model: BASE 6000
Approval Holder: HM Electronics Inc.
Operating Condition: Tnom: 23°C / Unom : 16 V AC and AC/AC - Adapter
Test Site / Operator: ETS / Mr. Pudell
Test Specification: according to §15.247, peak detector
Comment 1: Dist.: 3m, Ant.: HL025, amplif.
Comment 2: Freq: 17.000GHz, Emax: 45.51dBµV/m, RBW: 1MHz



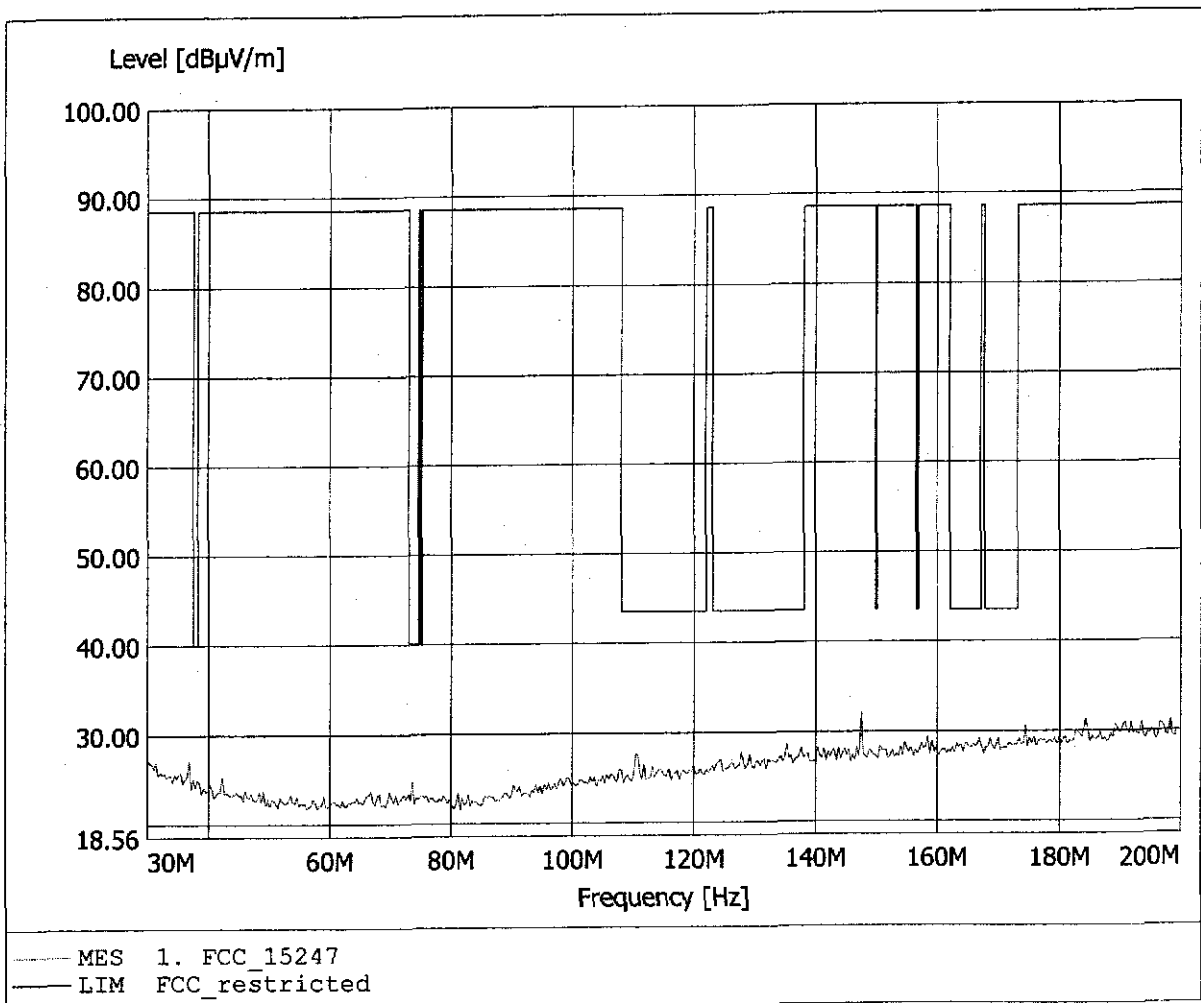
**Spurious emissions Field Strength
FCC RULES PART 15, SUBPART C**

EUT: 2,4 GHz digital intercom System / Ch 0 Tx Ant 1
Model: BASE 6000
Approval Holder: HM Electronics Inc.
Operating Condition: Tnom: 23°C / Unom : 16 V AC and AC/AC - Adapter
Test Site / Operator: ETS / Mr. Pudell
Test Specification: according to §15.247, peak detector
Comment 1: Dist.: 3m, Ant.: HL025, amplif.
Comment 2: Freq: 17.000GHz, Emax: 44.79dBµV/m, RBW: 1MHz



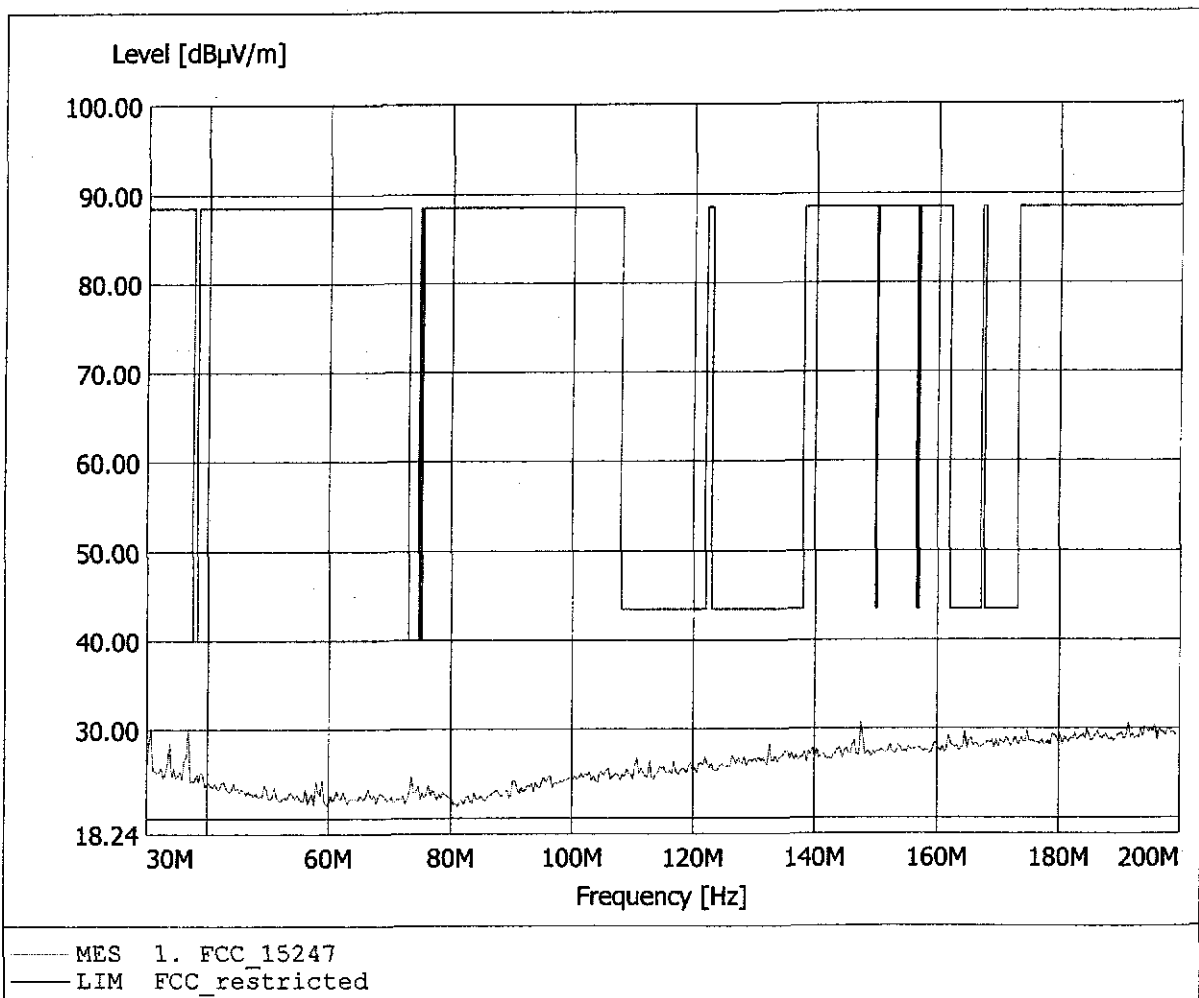
**Spurious emissions Field Strength
FCC RULES PART 15, SUBPART C**

EUT: 2,4 GHz digital intercom System / Ch 23 Tx Ant 1
Model: BASE 6000
Approval Holder: HM Electronics Inc.
Operating Condition: Tnom: 23°C / Unom : 16 V AC and AC/AC - Adapter
Test Site / Operator: ETS / Mr. Pudell
Test Specification: according to §15.247
Comment 1: Dist.: 3m, Ant.: HK 116
Comment 2: Freq: 147.535MHz, Emax: 32.21dBµV/m, RBW: 100kHz



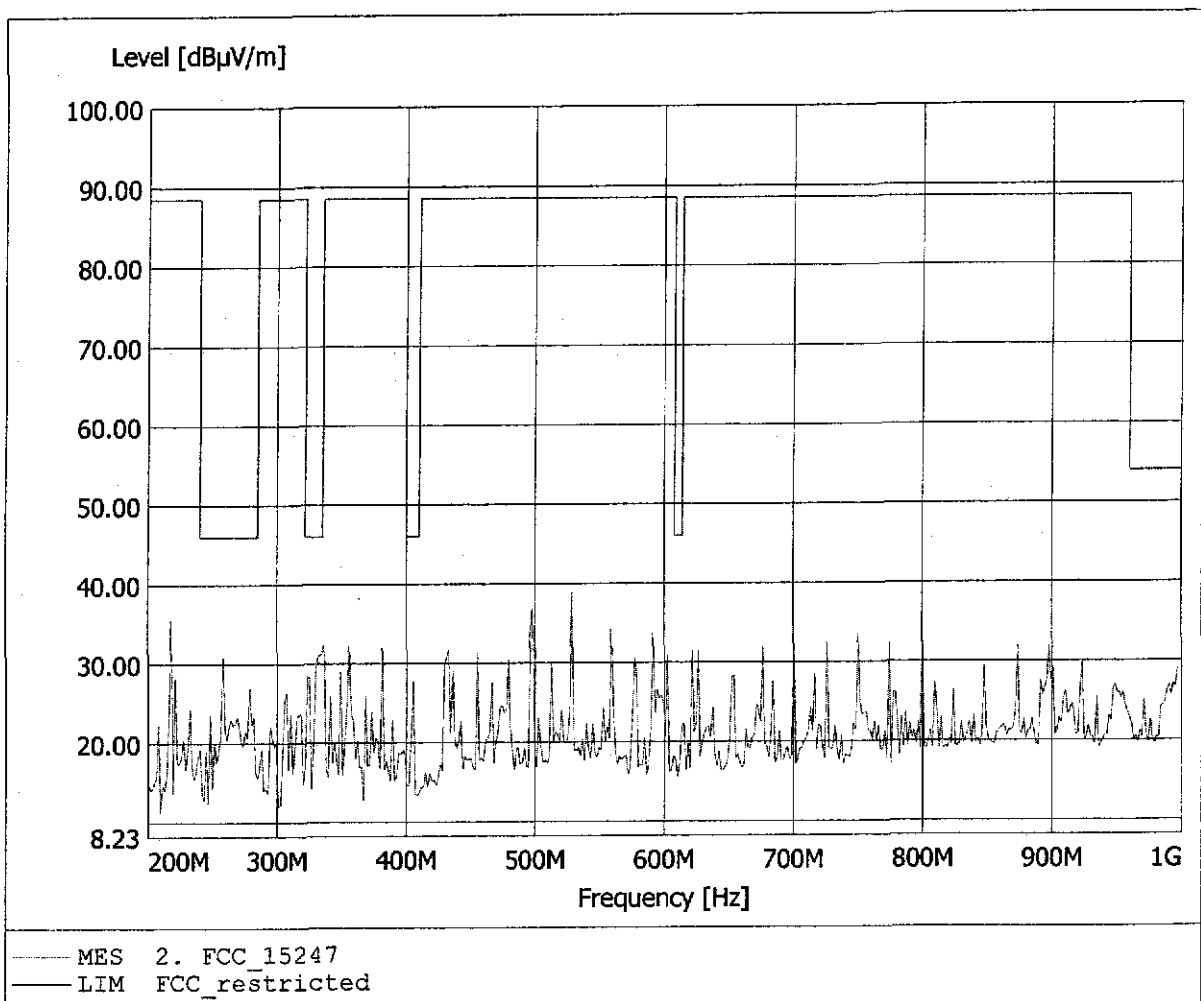
**Spurious emissions Field Strength
FCC RULES PART 15, SUBPART C**

EUT: 2,4 GHz digital intercom System / Ch 23 Tx Ant 1
Model: BASE 6000
Approval Holder: HM Electronics Inc.
Operating Condition: Tnom: 23°C / Unom : 16 V AC and AC/AC - Adapter
Test Site / Operator: ETS / Mr. Pudell
Test Specification: according to §15.247
Comment 1: Dist.: 3m, Ant.: HK 116
Comment 2: Freq: 147.535MHz, Emax: 30.72dBµV/m, RBW: 100kHz



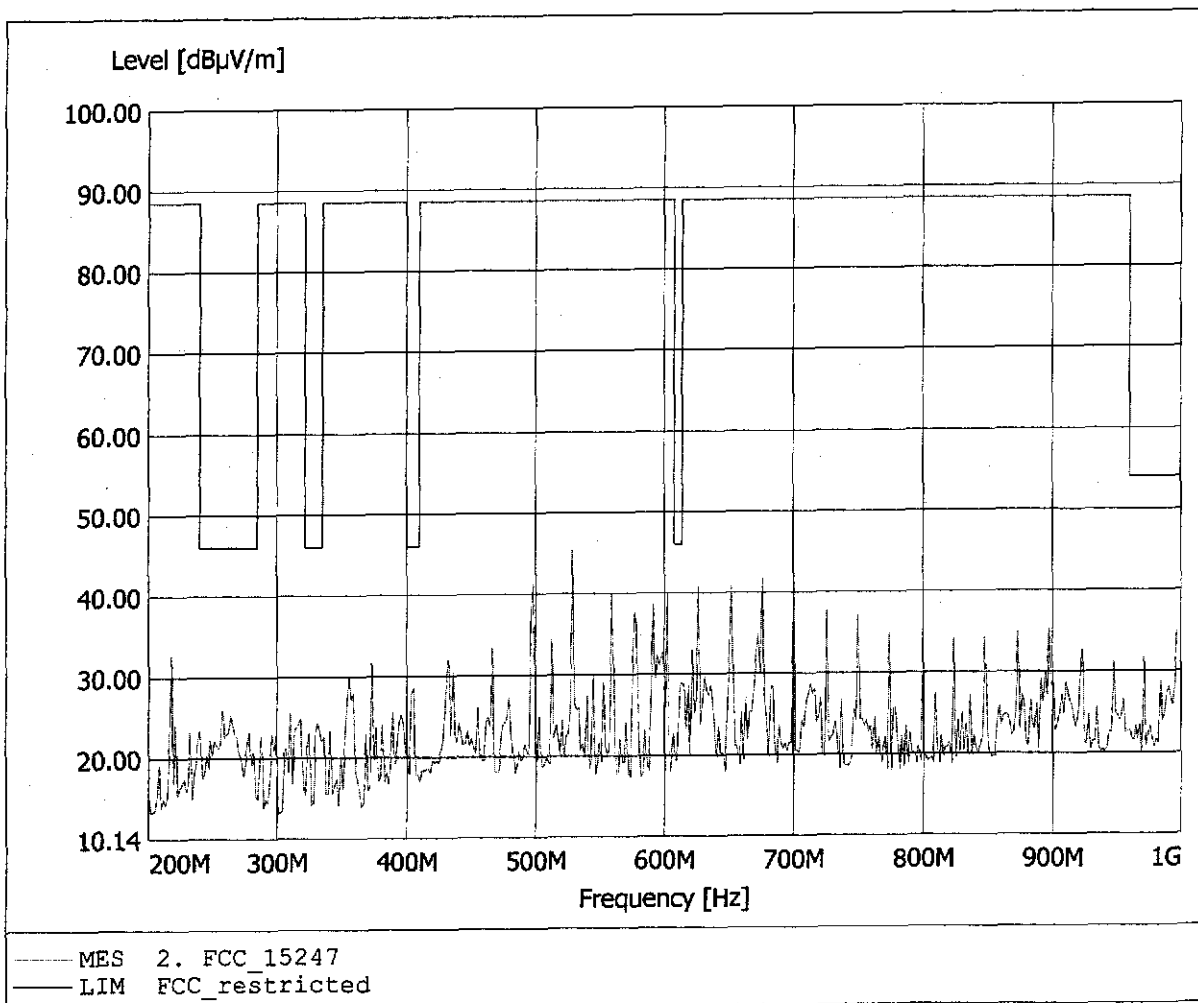
**Spurious emissions Field Strength
FCC RULES PART 15, SUBPART C**

EUT: 2,4 GHz digital intercom System / Ch 23 Tx Ant 1
Model: BASE 6000
Approval Holder: HM Electronics Inc.
Operating Condition: Tnom: 23°C / Unom : 16 V AC and AC/AC - Adapter
Test Site / Operator: ETS / Mr. Pudell
Test Specification: according to §15.247
Comment 1: Dist.: 3m, Ant.: HL 223, amplif.
Comment 2: Freq: 528.657MHz, Emax: 38.90dBµV/m, RBW: 100kHz



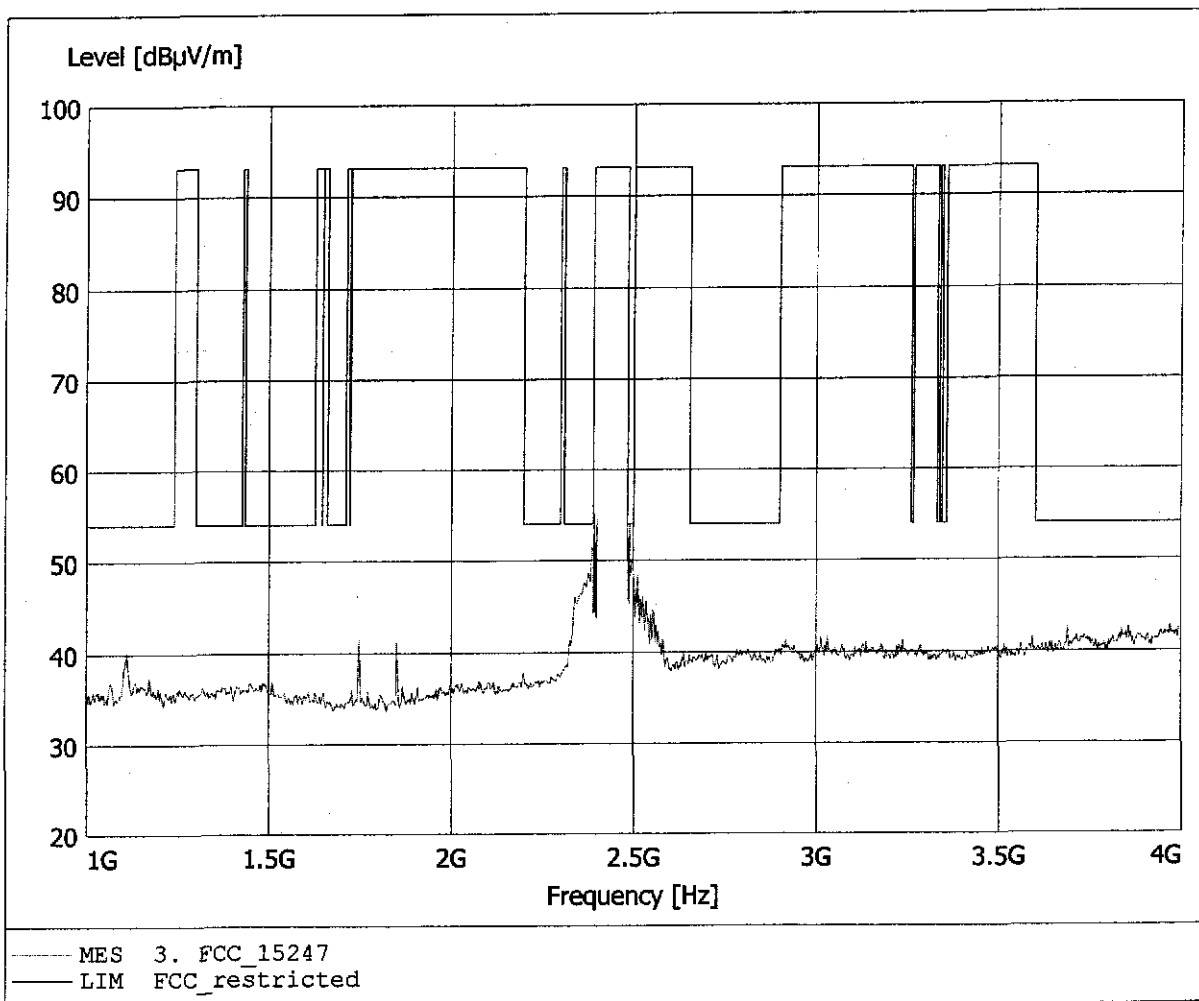
**Spurious emissions Field Strength
FCC RULES PART 15, SUBPART C**

EUT: 2,4 GHz digital intercom System / Ch 23 Tx Ant 1
Model: BASE 6000
Approval Holder: HM Electronics Inc.
Operating Condition: Tnom: 23°C / Unom : 16 V AC and AC/AC - Adapter
Test Site / Operator: ETS / Mr. Pudell
Test Specification: according to §15.247
Comment 1: Dist.: 3m, Ant.: HL 223, amplif.
Comment 2: Freq: 528.657MHz, Emax: 45.48dBµV/m, RBW: 100kHz



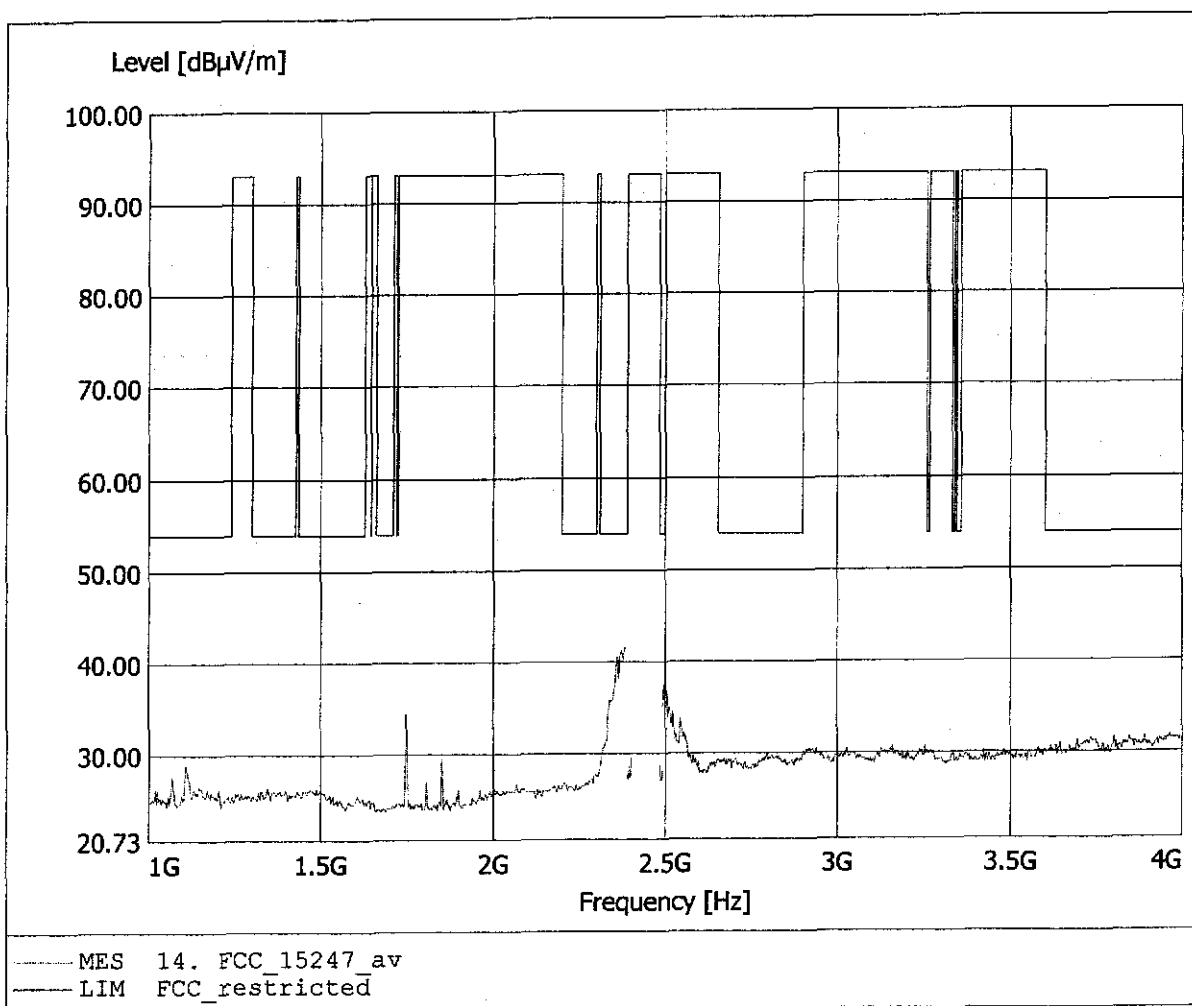
**Spurious emissions Field Strength
FCC RULES PART 15, SUBPART C**

EUT: 2,4 GHz digital intercom System / Ch 23 Tx Ant 1
Model: BASE 6000
Approval Holder: HM Electronics Inc.
Operating Condition: Tnom: 23°C / Unom : 16 V AC and AC/AC - Adapter
Test Site / Operator: ETS / Mr. Pudell
Test Specification: according to §15.247, peak detector
Comment 1: Dist.: 3m, Ant.: BBHA2190D, amplif.
Comment 2: Freq: 2.393GHz, Emax: 55.06dBµV/m, RBW: 1MHz



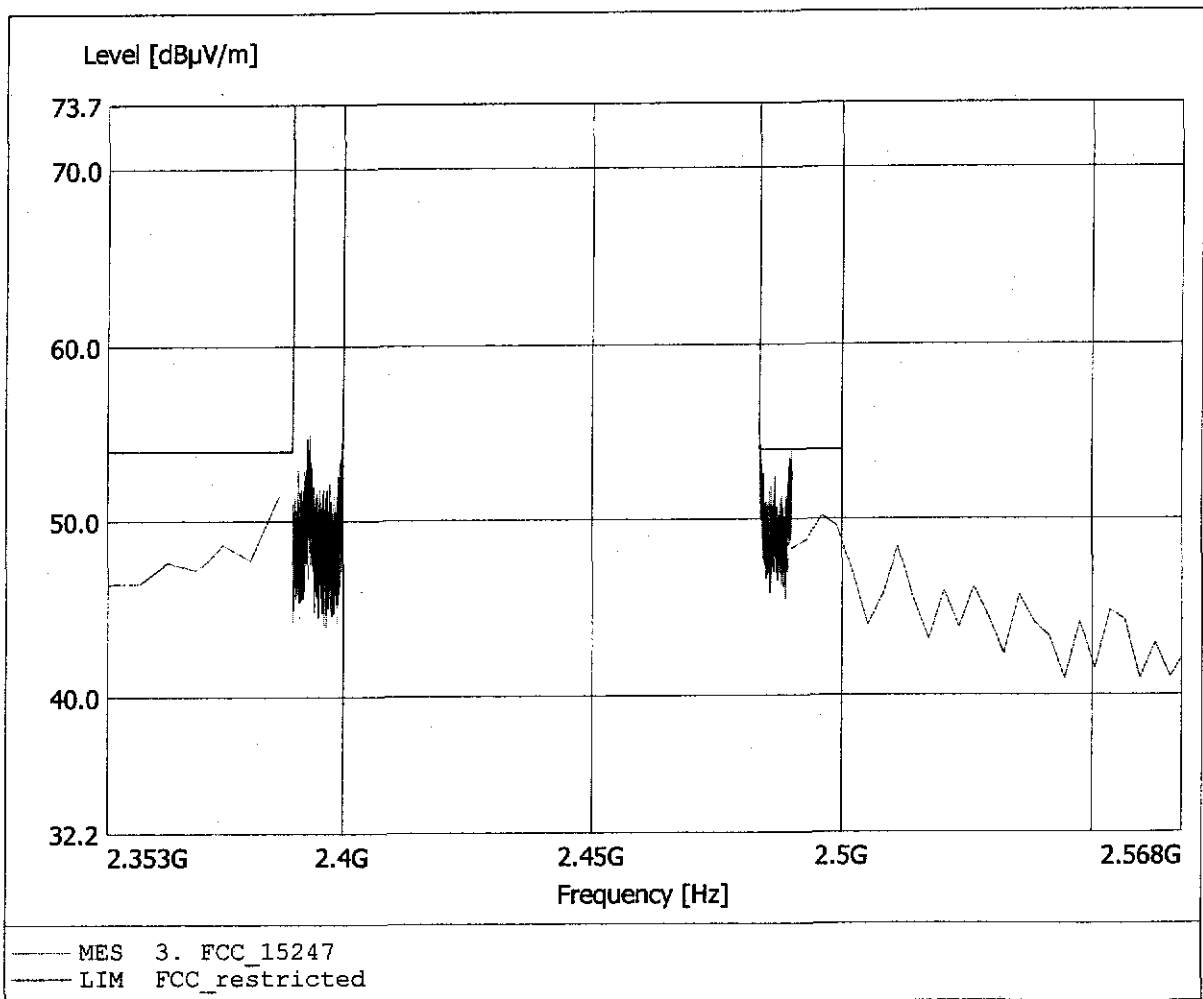
**Spurious emissions Field Strength
FCC RULES PART 15, SUBPART C**

EUT: 2,4 GHz digital intercom System / Ch 23 Tx Ant 1
Model: BASE 6000
Approval Holder: HM Electronics Inc.
Operating Condition: Tnom: 23°C / Unom : 16 V AC and AC/AC - Adapter
Test Site / Operator: ETS / Mr. Pudell
Test Specification: according to §15.247, average detector
Comment 1: Dist.: 3m, Ant.: BBHA2190D, amplif.
Comment 2: Freq: 2.382GHz, Emax: 41.52dBuV/m, RBW: 1MHz



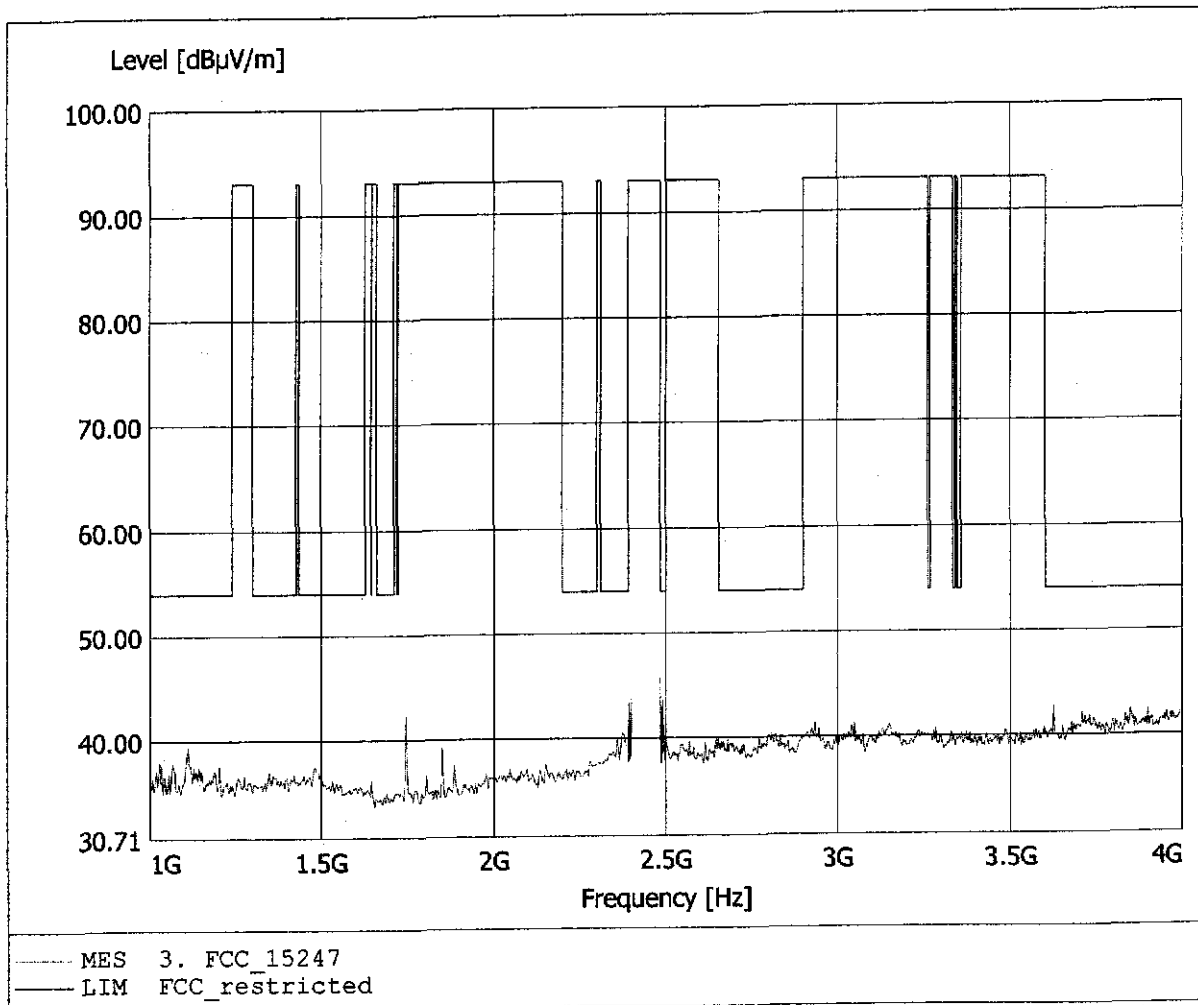
**Spurious emissions Field Strength
FCC RULES PART 15, SUBPART C**

EUT: 2,4 GHz digital intercom System / Ch 23 Tx Ant 1
Model: BASE 6000
Approval Holder: HM Electronics Inc.
Operating Condition: Tnom: 23°C / Unom : 16 V AC and AC/AC - Adapter
Test Site / Operator: ETS / Mr. Pudell
Test Specification: according to S15.247, peak detector
Comment 1: Dist.: 3m, Ant.: BBHA2190D, amplif.
Comment 2: Freq: 2.393GHz, Emax: 55.06dBuV/m, RBW: 1MHz



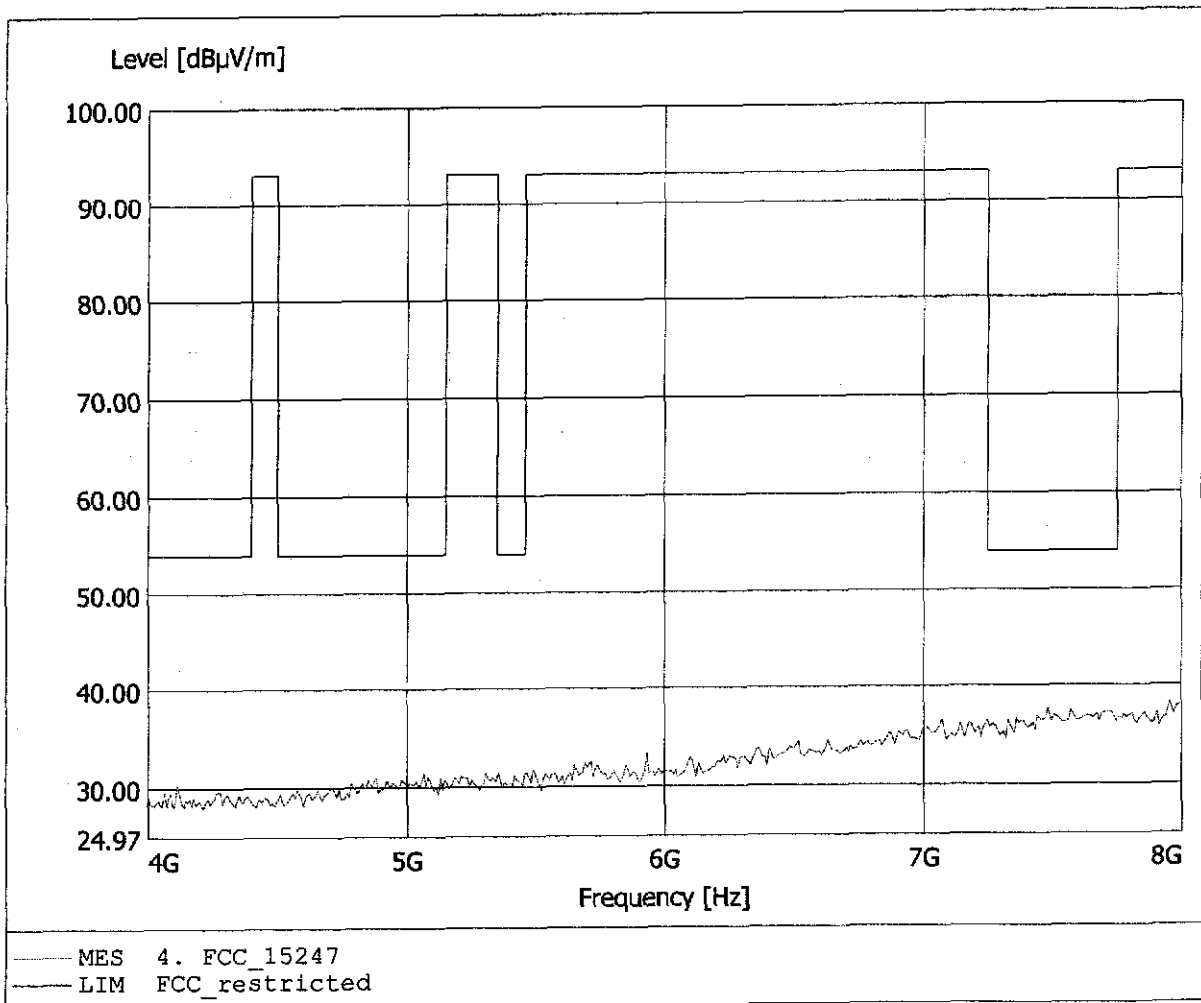
**Spurious emissions Field Strength
FCC RULES PART 15, SUBPART C**

EUT: 2,4 GHz digital intercom System / Ch 23 Tx Ant 1
 Model: BASE 6000
 Approval Holder: HM Electronics Inc.
 Operating Condition: Tnom: 23°C / Unom : 16 V AC and AC/AC - Adapter
 Test Site / Operator: ETS / Mr. Pudell
 Test Specification: according to §15.247, peak detector
 Comment 1: Dist.: 3m, Ant.: BBHA2190D, amplif.
 Comment 2: Freq: 2.484GHz, Emax: 45.74dBµV/m, RBW: 1MHz



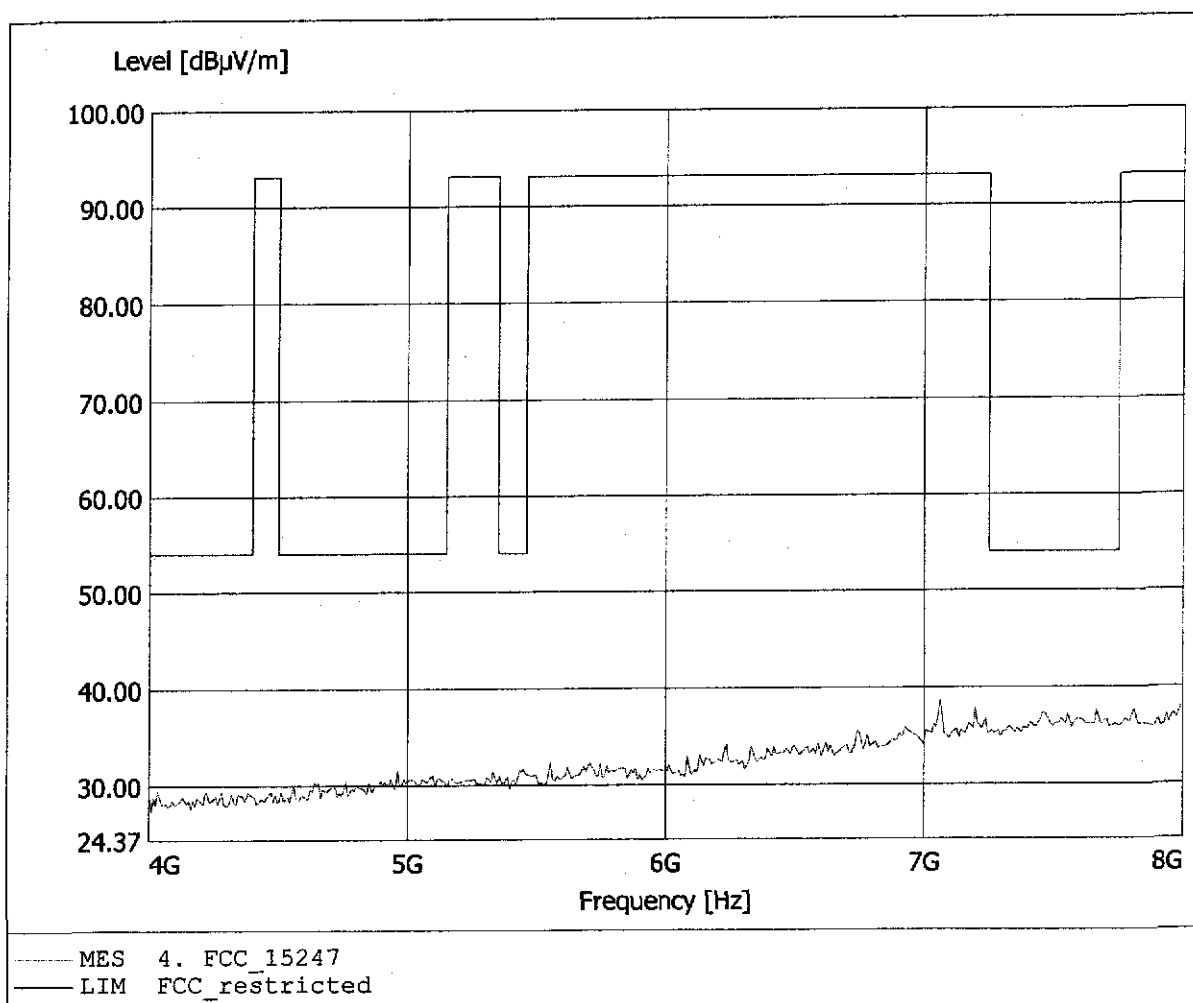
**Spurious emissions Field Strength
FCC RULES PART 15, SUBPART C**

EUT: 2,4 GHz digital intercom System / Ch 23 Tx Ant 1
Model: BASE 6000
Approval Holder: HM Electronics Inc.
Operating Condition: Tnom: 23°C / Unom : 16 V AC and AC/AC - Adapter
Test Site / Operator: ETS / Mr. Pudell
Test Specification: according to §15.247, peak detector
Comment 1: Dist.: 3m, Ant.: BBHA2190D, ampl.+HP.
Comment 2: Freq: 7.952GHz, Emax: 38.22dBµV/m, RBW: 1MHz



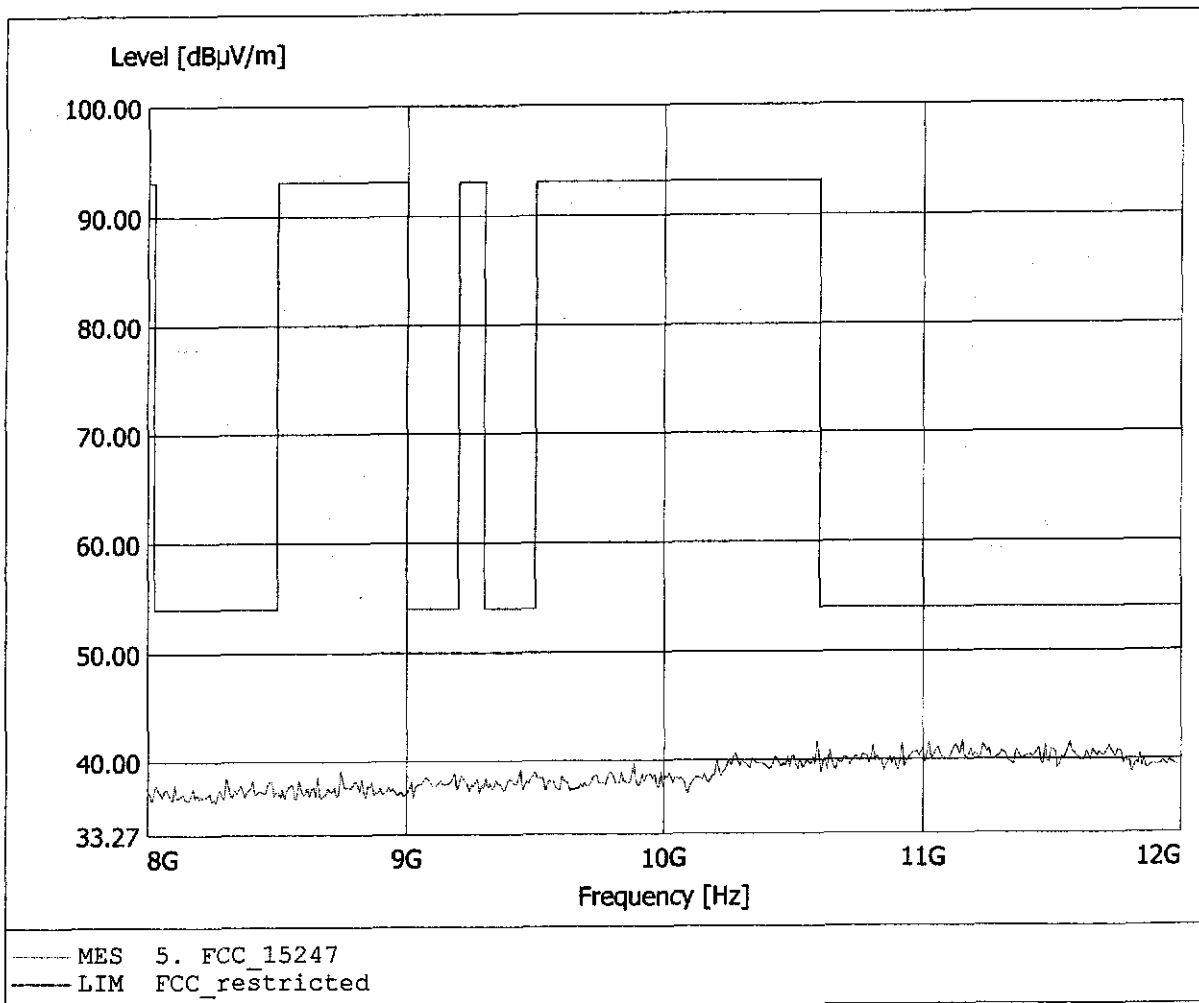
**Spurious emissions Field Strength
FCC RULES PART 15, SUBPART C**

EUT: 2,4 GHz digital intercom System / Ch 23 Tx Ant 1
Model: BASE 6000
Approval Holder: HM Electronics Inc.
Operating Condition: Tnom: 23°C / Unom : 16 V AC and AC/AC - Adapter
Test Site / Operator: ETS / Mr. Pudell
Test Specification: according to §15.247, peak detector
Comment 1: Dist.: 3m, Ant.: BBHA2190D, ampl.+HP.
Comment 2: Freq: 7.062GHz, Emax: 38.62dBµV/m, RBW: 1MHz



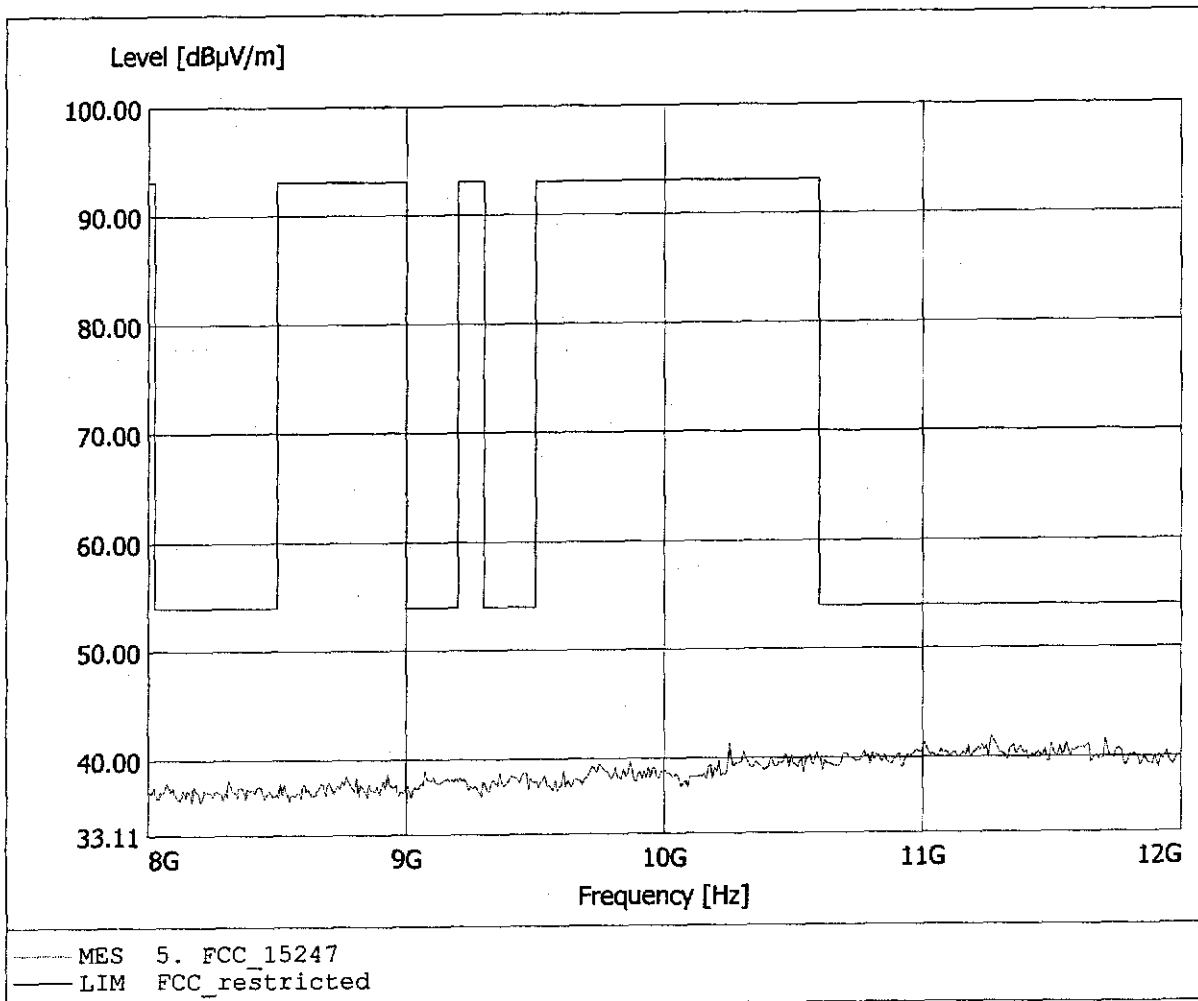
**Spurious emissions Field Strength
FCC RULES PART 15, SUBPART C**

EUT: 2,4 GHz digital intercom System / Ch 23 Tx Ant 1
Model: BASE 6000
Approval Holder: HM Electronics Inc.
Operating Condition: Tnom: 23°C / Unom : 16 V AC and AC/AC - Adapter
Test Site / Operator: ETS / Mr. Pudell
Test Specification: according to S15.247, peak detector
Comment 1: Dist.: 3m, Ant.: BBHA2190D, ampl.+HP.
Comment 2: Freq: 11.150GHz, Emax: 41.76dBuV/m, RBW: 1MHz



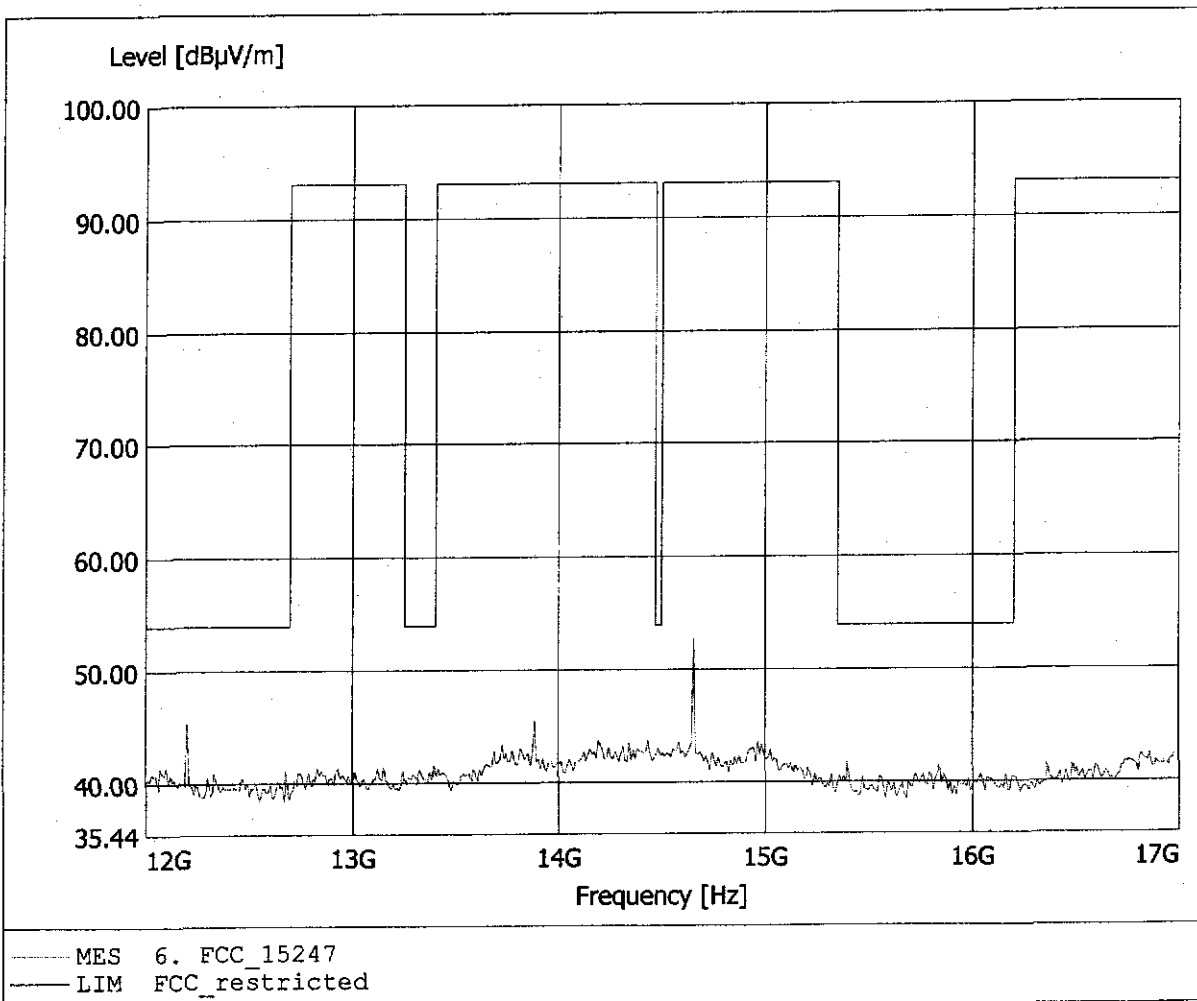
**Spurious emissions Field Strength
FCC RULES PART 15, SUBPART C**

EUT: 2,4 GHz digital intercom System / Ch 23 Tx Ant 1
Model: BASE 6000
Approval Holder: HM Electronics Inc.
Operating Condition: Tnom: 23°C / Unom : 16 V AC and AC/AC - Adapter
Test Site / Operator: ETS / Mr. Pudell
Test Specification: according to §15.247, peak detector
Comment 1: Dist.: 3m, Ant.: BBHA2190D, ampl.+HP.
Comment 2: Freq: 11.263GHz, Emax: 41.83dBuV/m, RBW: 1MHz



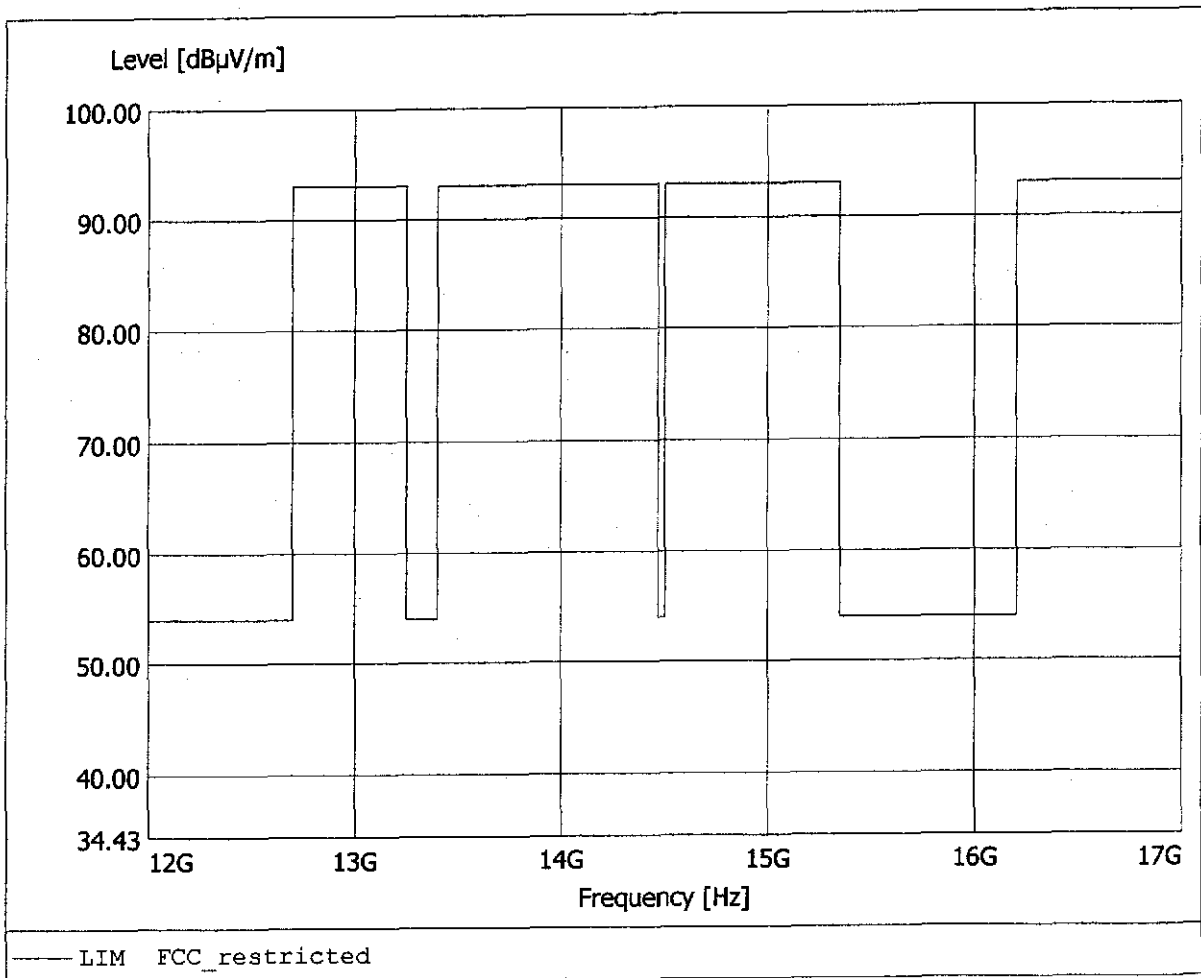
**Spurious emissions Field Strength
FCC RULES PART 15, SUBPART C**

EUT: 2,4 GHz digital intercom System / Ch 23 Tx Ant 1
Model: BASE 6000
Approval Holder: HM Electronics Inc.
Operating Condition: Tnom: 23°C / Unom : 16 V AC and AC/AC - Adapter
Test Site / Operator: ETS / Mr. Pudell
Test Specification: according to §15.247, peak detector
Comment 1: Dist.: 3m, Ant.: BBHA2190D, ampl.+HP.
Comment 2: Freq: 14.655GHz, Emax: 52.74dBµV/m, RBW: 1MHz



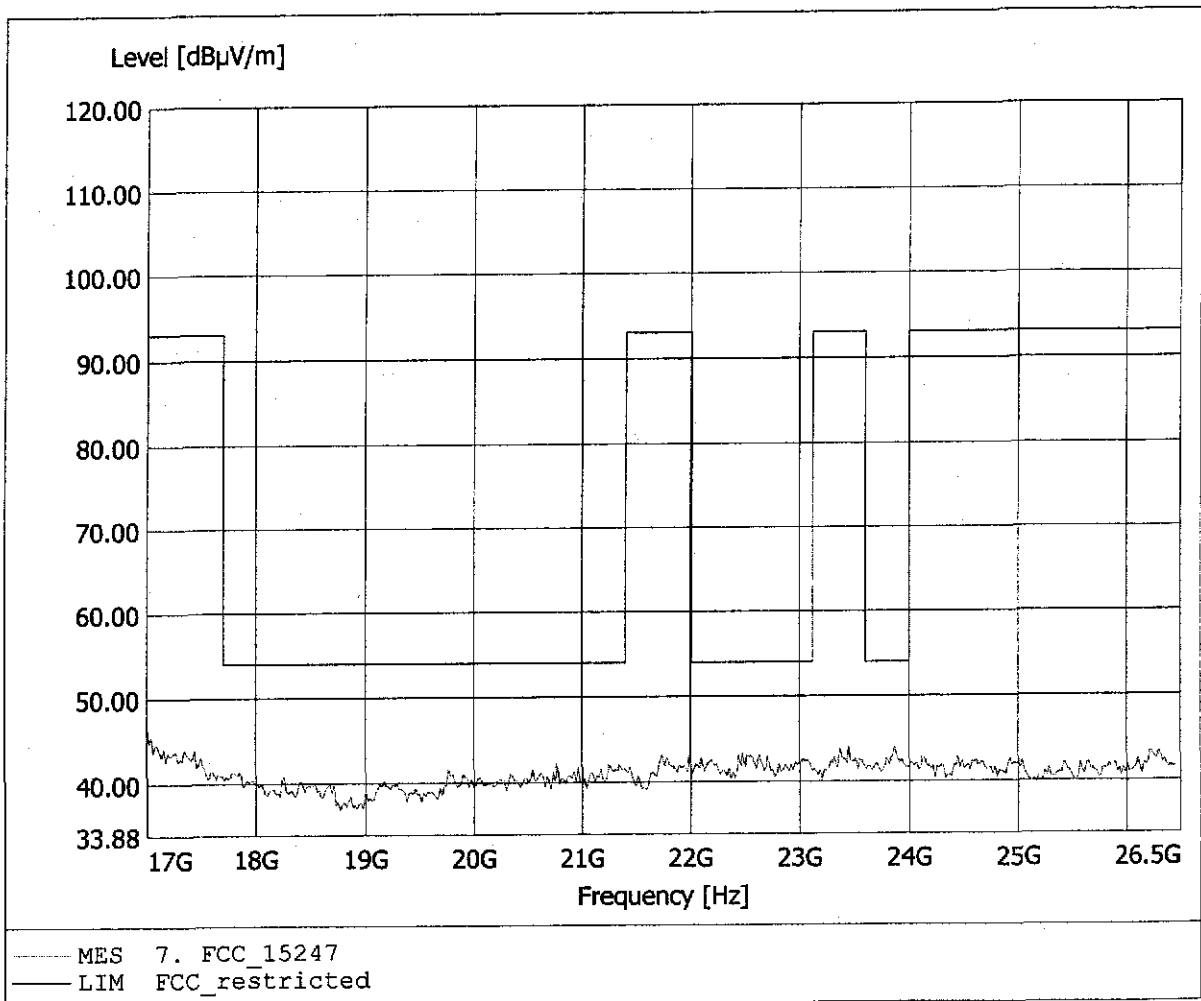
**Spurious emissions Field Strength
FCC RULES PART 15, SUBPART C**

EUT: 2,4 GHz digital intercom System / Ch 23 Tx Ant 1
Model: BASE 6000
Approval Holder: HM Electronics Inc.
Operating Condition: Tnom: 23°C / Unom : 16 V AC and AC/AC - Adapter
Test Site / Operator: ETS / Mr. Pudell
Test Specification: according to S15.247, peak detector
Comment 1: Dist.: 3m, Ant.: BBHA2190D, ampl.+HP.
Comment 2: Freq: 0.000, Emax: 46.02dBµV/m, RBW: 1MHz



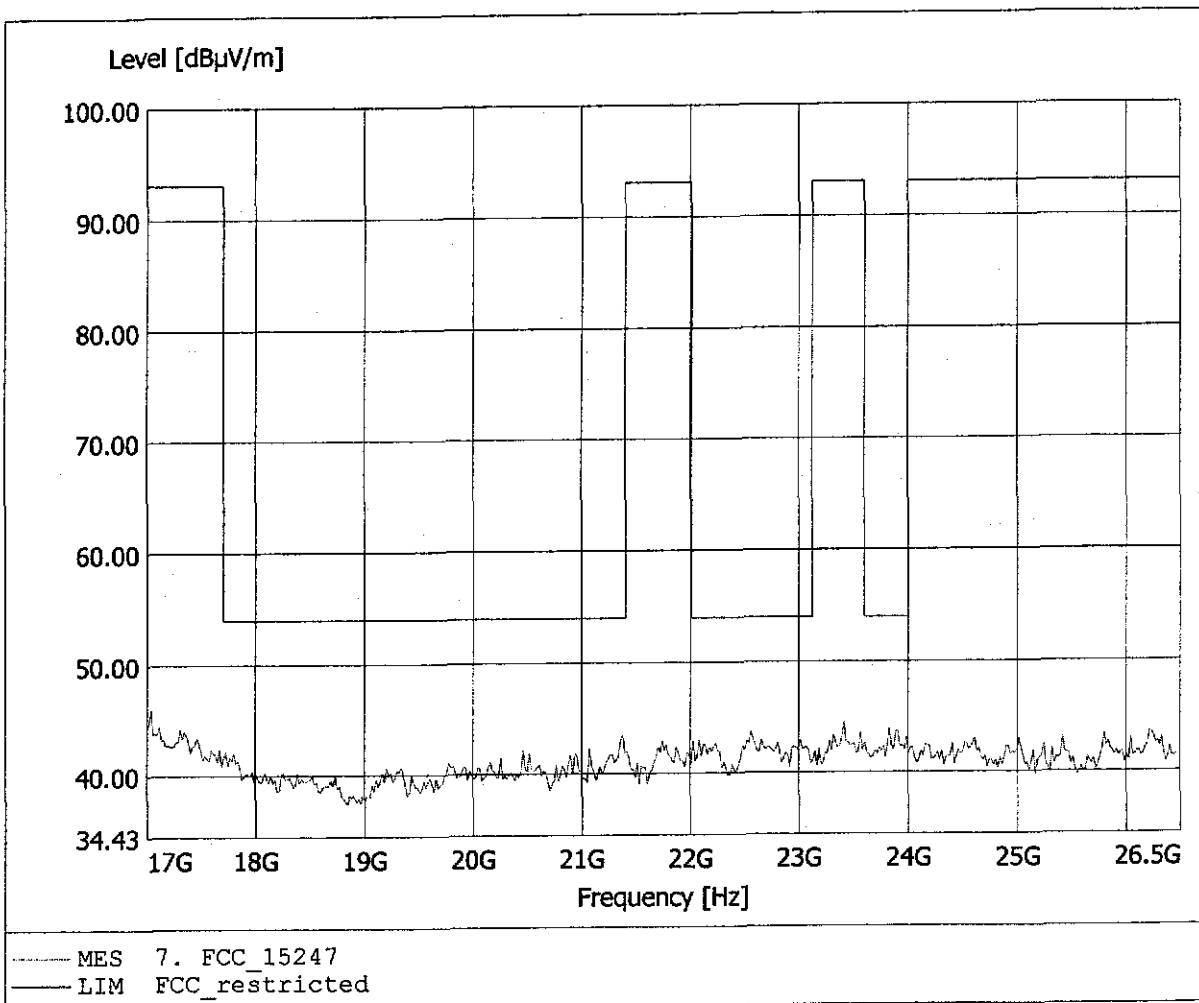
**Spurious emissions Field Strength
FCC RULES PART 15, SUBPART C**

EUT: 2,4 GHz digital intercom System / Ch 23 Tx Ant 1
Model: BASE 6000
Approval Holder: HM Electronics Inc.
Operating Condition: Tnom: 23°C / Unom : 16 V AC and AC/AC - Adapter
Test Site / Operator: ETS / Mr. Pudell
Test Specification: according to §15.247, peak detector
Comment 1: Dist.: 3m, Ant.: HL025, amplif.
Comment 2: Freq: 17.000GHz, Emax: 46.82dBµV/m, RBW: 1MHz



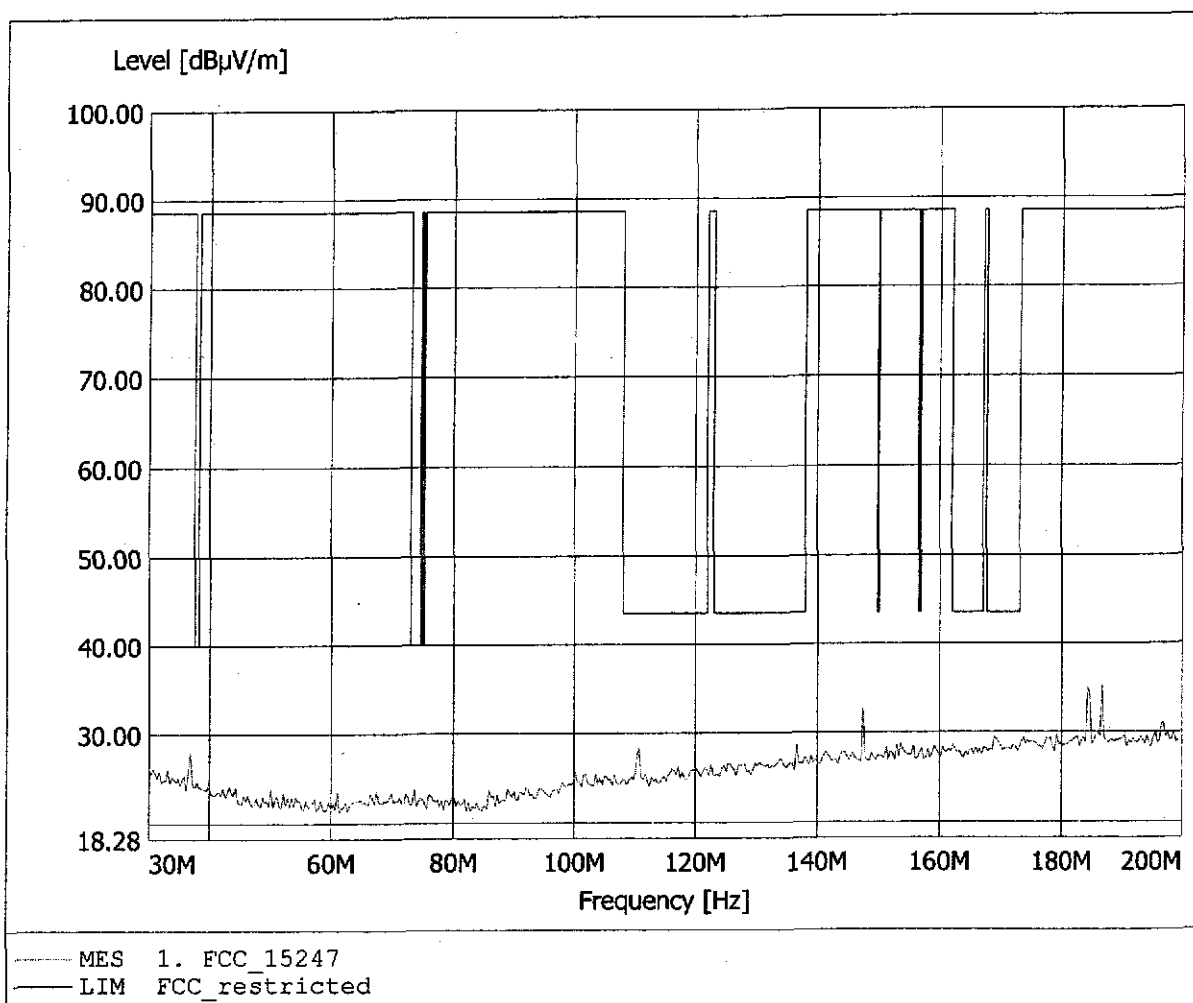
**Spurious emissions Field Strength
FCC RULES PART 15, SUBPART C**

EUT: 2,4 GHz digital intercom System / Ch 23 Tx Ant 1
Model: BASE 6000
Approval Holder: HM Electronics Inc.
Operating Condition: Tnom: 23°C / Unom : 16 V AC and AC/AC - Adapter
Test Site / Operator: ETS / Mr. Pudell
Test Specification: according to §15.247, peak detector
Comment 1: Dist.: 3m, Ant.: HL025, amplif.
Comment 2: Freq: 17.038GHz, Emax: 46.02dBµV/m, RBW: 1MHz



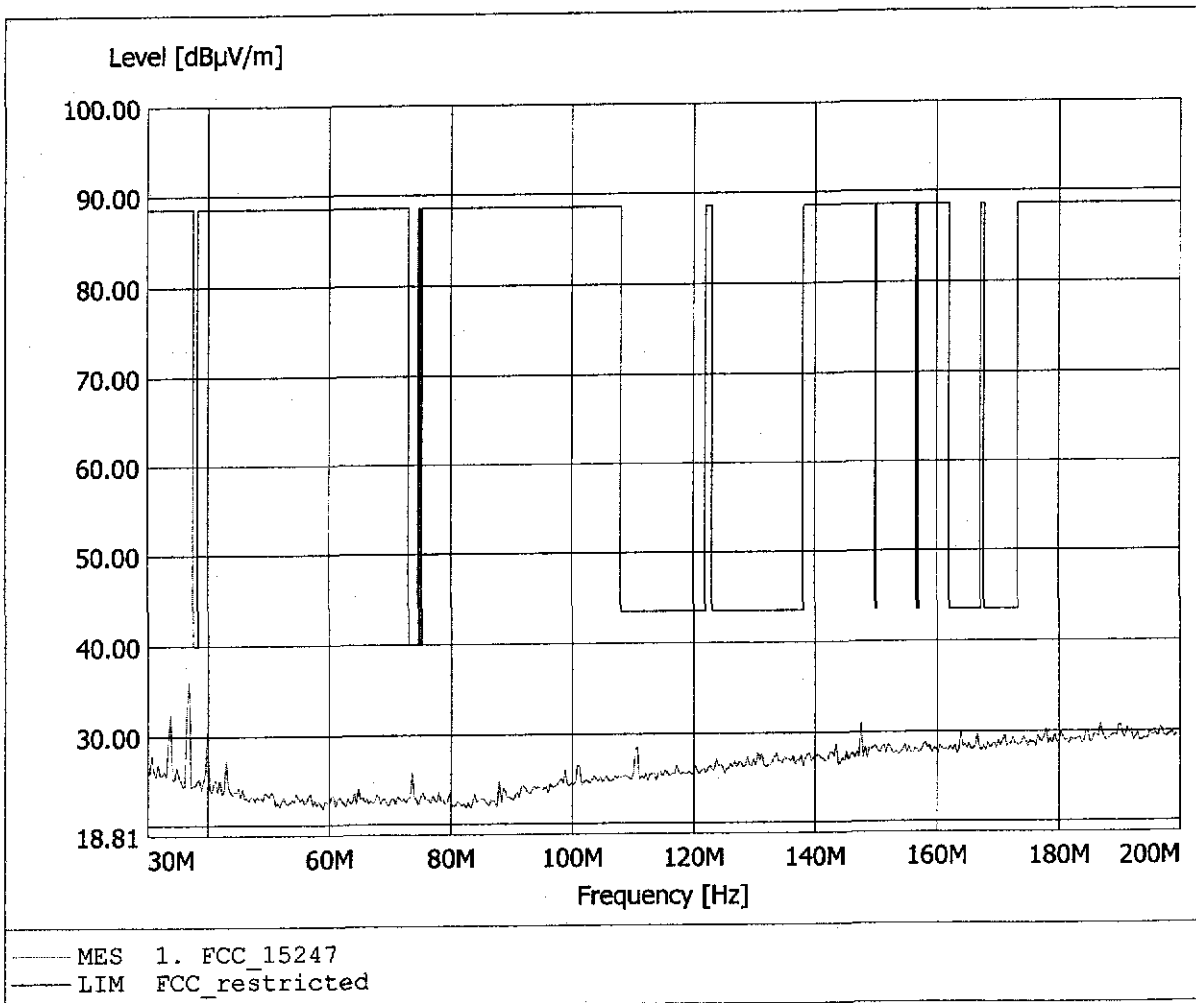
**Spurious emissions Field Strength
FCC RULES PART 15, SUBPART C**

EUT: 2,4 GHz digital intercom System / Ch 46 Tx Ant 1
Model: BASE 6000
Approval Holder: HM Electronics Inc.
Operating Condition: Tnom: 23°C / Unom : 16 V AC and AC/AC - Adapter
Test Site / Operator: ETS / Mr. Pudell
Test Specification: according to S15.247
Comment 1: Dist.: 3m, Ant.: HK 116
Comment 2: Freq: 186.713MHz, Emax: 35.14dBuV/m, RBW: 100kHz



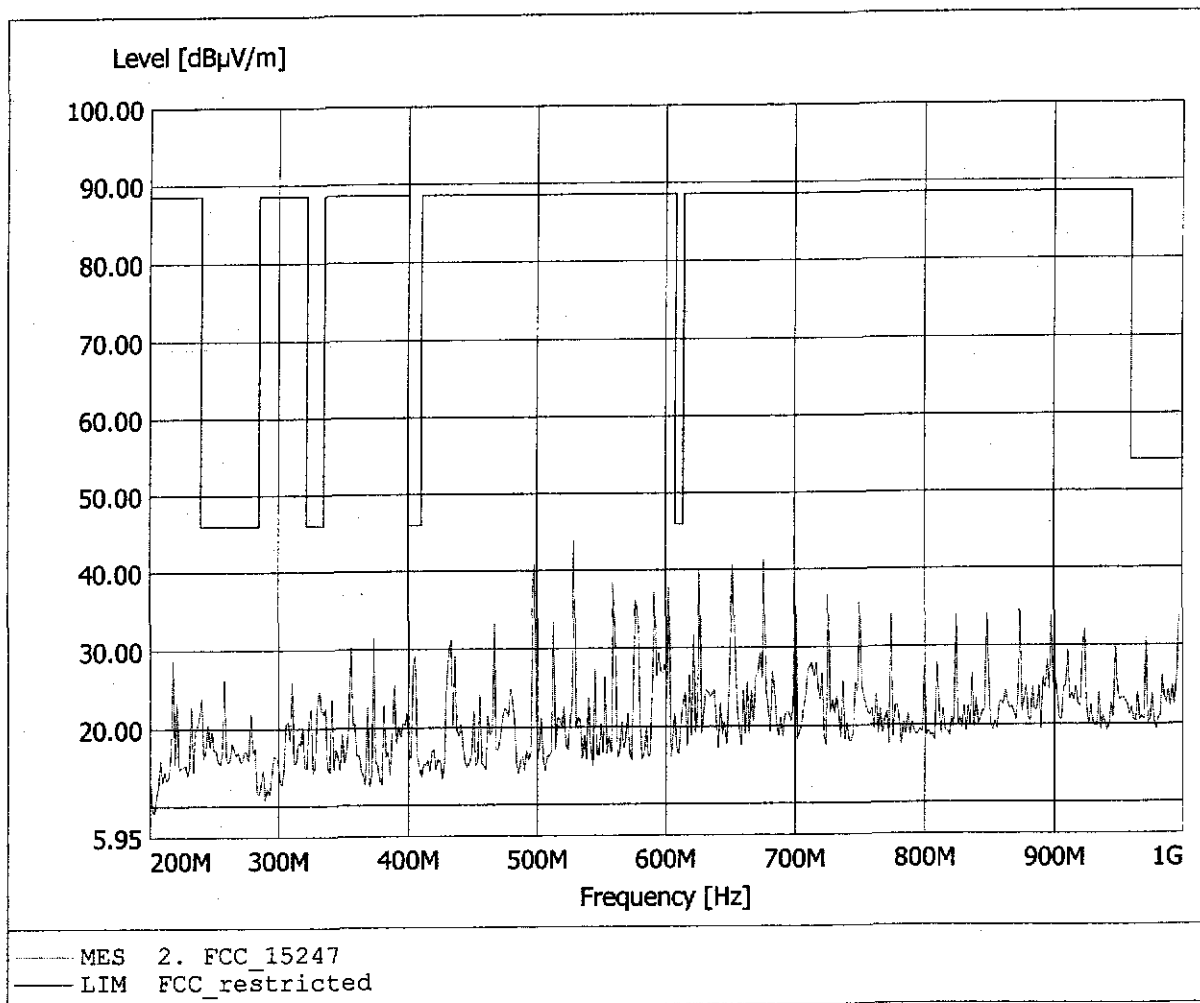
**Spurious emissions Field Strength
FCC RULES PART 15, SUBPART C**

EUT: 2,4 GHz digital intercom System / Ch 46 Tx Ant 1
Model: BASE 6000
Approval Holder: HM Electronics Inc.
Operating Condition: Tnom: 23°C / Unom : 16 V AC and AC/AC - Adapter
Test Site / Operator: ETS / Mr. Pudell
Test Specification: according to §15.247
Comment 1: Dist.: 3m, Ant.: HK 116
Comment 2: Freq: 36.814MHz, Emax: 36.01dBµV/m, RBW: 100kHz



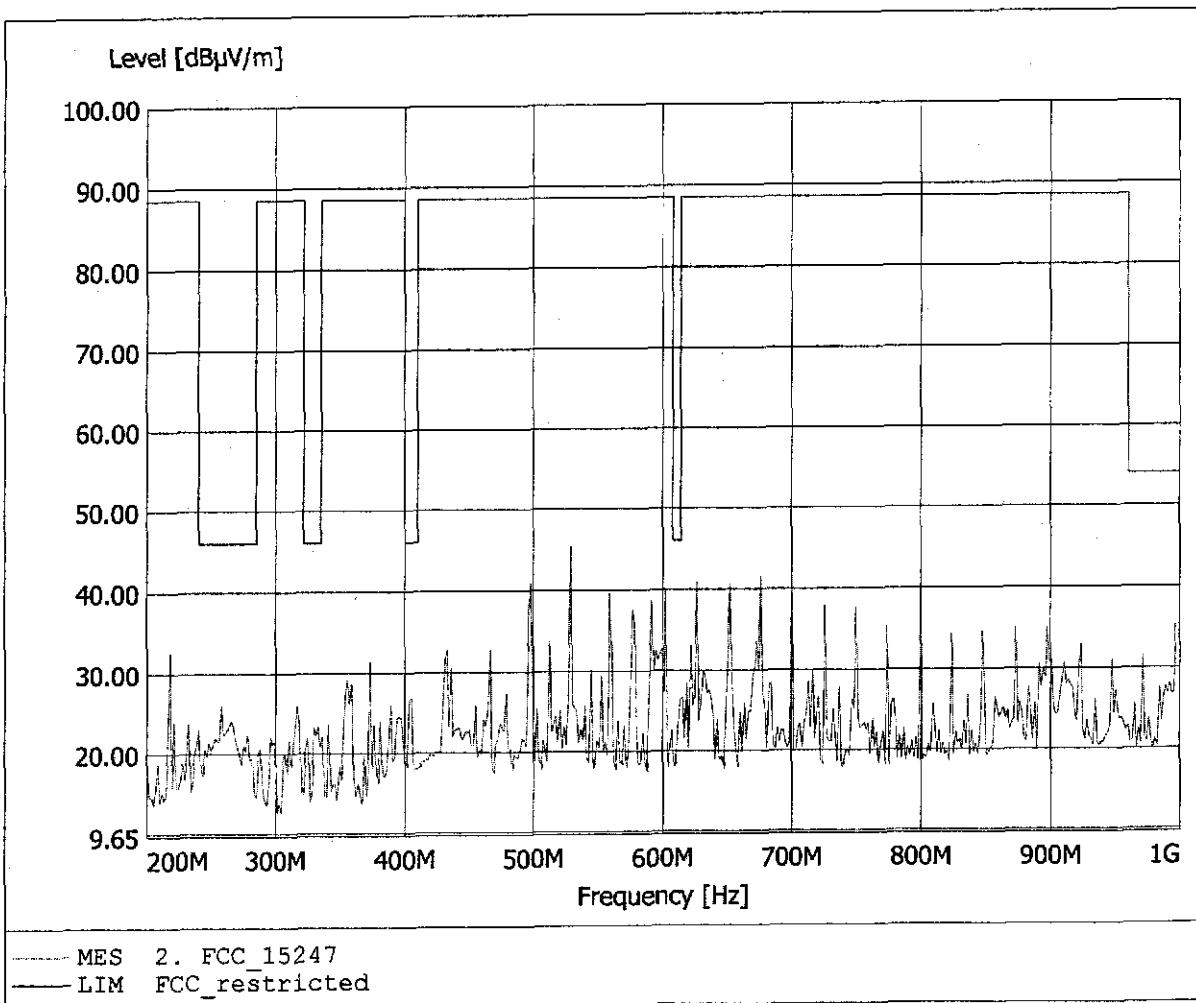
**Spurious emissions Field Strength
FCC RULES PART 15, SUBPART C**

EUT: 2,4 GHz digital intercom System / Ch 46 Tx Ant 1
Model: BASE 6000
Approval Holder: HM Electronics Inc.
Operating Condition: Tnom: 23°C / Unom : 16 V AC and AC/AC - Adapter
Test Site / Operator: ETS / Mr. Pudell
Test Specification: according to §15.247
Comment 1: Dist.: 3m, Ant.: HL 223, amplif.
Comment 2: Freq: 528.657MHz, Emax: 43.93dBµV/m, RBW: 100kHz



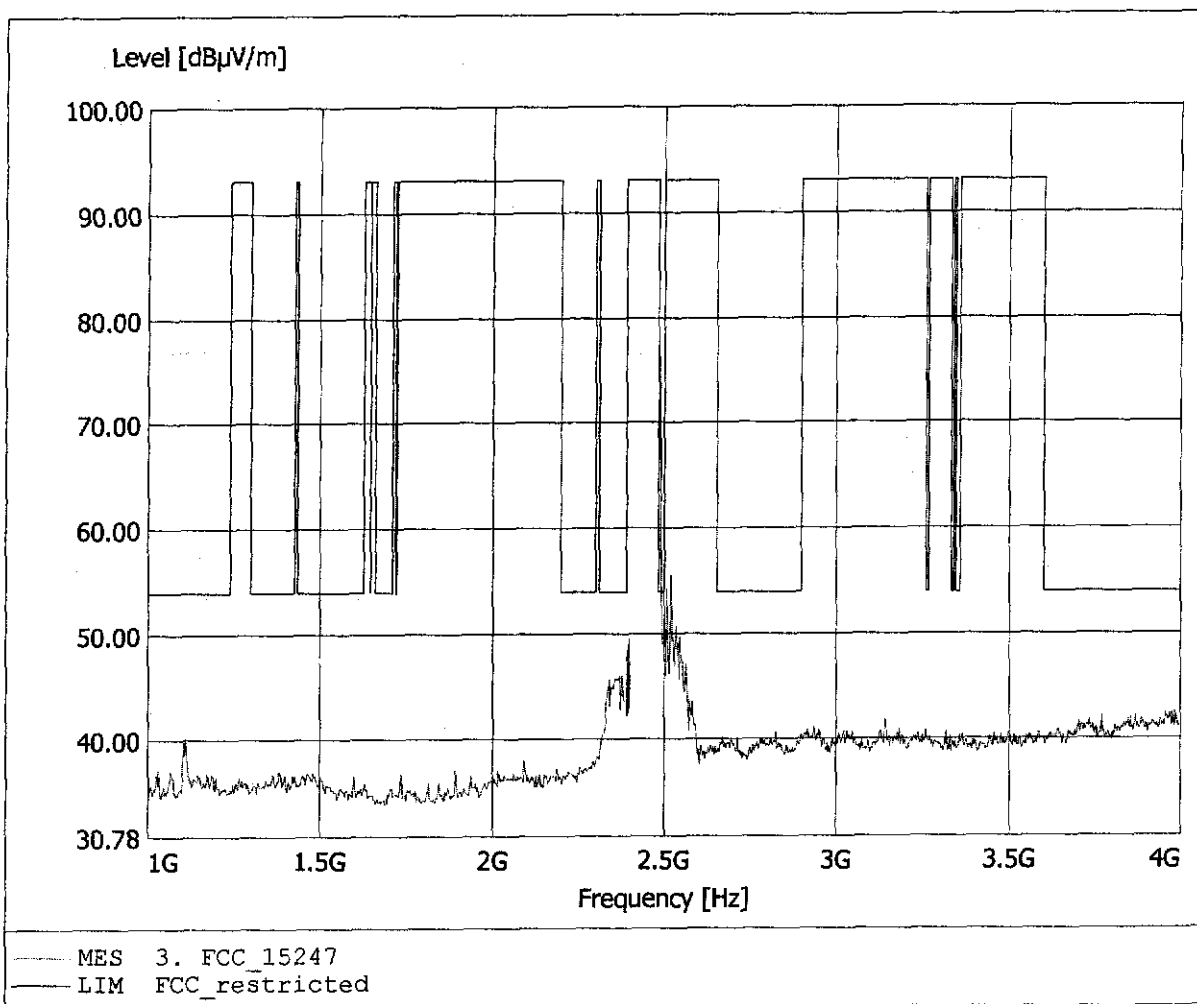
**Spurious emissions Field Strength
FCC RULES PART 15, SUBPART C**

EUT: 2,4 GHz digital intercom System / Ch 46 Tx Ant 1
Model: BASE 6000
Approval Holder: HM Electronics Inc.
Operating Condition: Tnom: 23°C / Unom : 16 V AC and AC/AC - Adapter
Test Site / Operator: ETS / Mr. Pudell
Test Specification: according to §15.247
Comment 1: Dist.: 3m, Ant.: HL 223, amplif.
Comment 2: Freq: 528.657MHz, Emax: 45.41dBµV/m, RBW: 100kHz



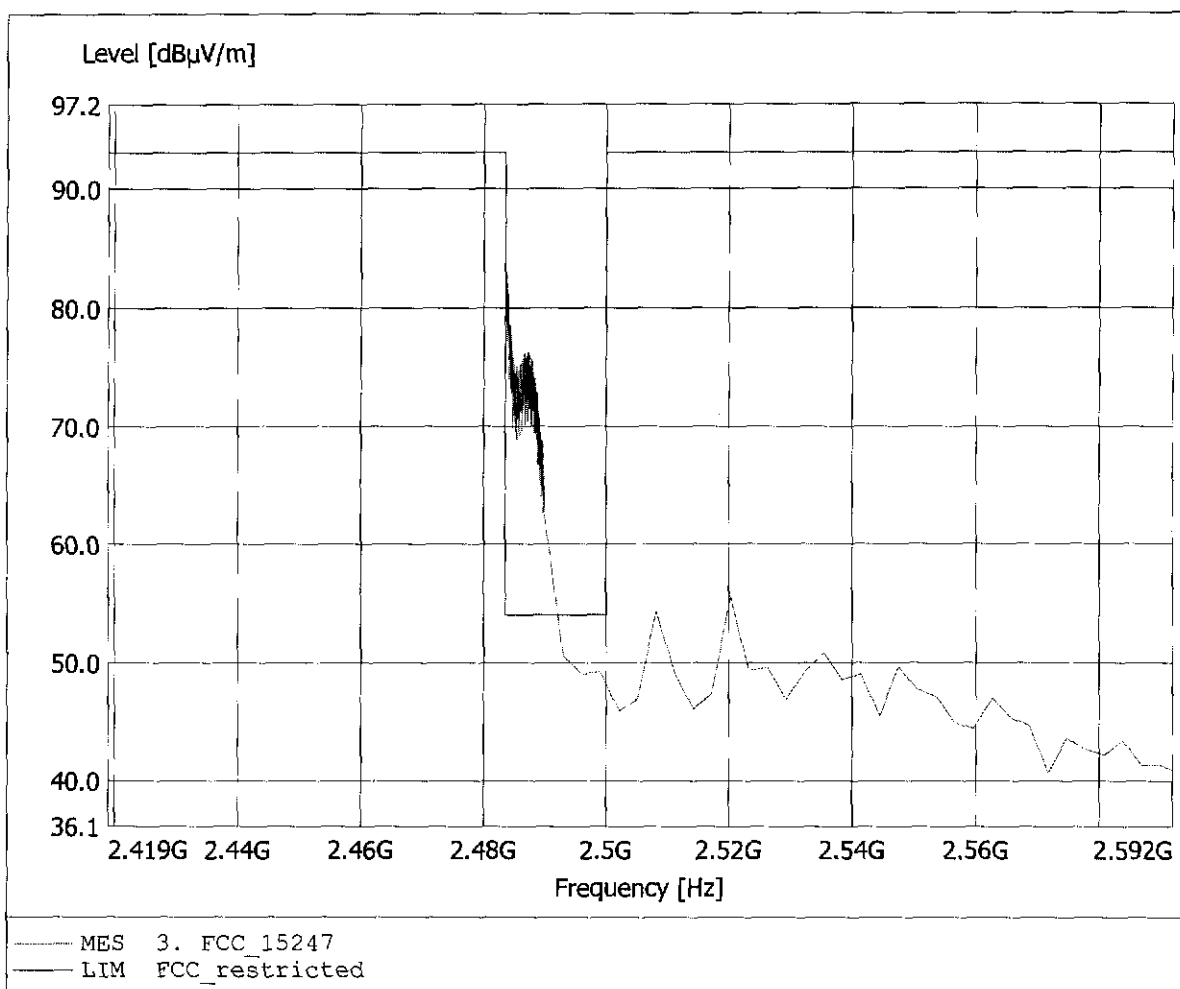
**Spurious emissions Field Strength
FCC RULES PART 15, SUBPART C**

EUT: 2,4 GHz digital intercom System / Ch 46 Tx Ant 1
Model: BASE 6000
Approval Holder: HM Electronics Inc.
Operating Condition: Tnom: 23°C / Unom : 16 V AC and AC/AC - Adapter
Test Site / Operator: ETS / Mr. Pudell
Test Specification: according to §15.247, peak detector
Comment 1: Dist.: 3m, Ant.: BBHA2190D, amplif.
Comment 2: Freq: 2.484GHz, Emax: 85.28dBµV/m, RBW: 1MHz



**Spurious emissions Field Strength
FCC RULES PART 15, SUBPART C**

EUT: 2,4 GHz digital intercom System / Ch 46 Tx Ant 1
Model: BASE 6000
Approval Holder: HM Electronics Inc.
Operating Condition: Tnom: 23°C / Unom : 16 V AC and AC/AC - Adapter
Test Site / Operator: ETS / Mr. Pudell
Test Specification: according to §15.247, peak detector
Comment 1: Dist.: 3m, Ant.: BBHA2190D, amplif.
Comment 2: Freq: 2.484GHz, Emax: 85.28dB μ V/m, RBW: 1MHz



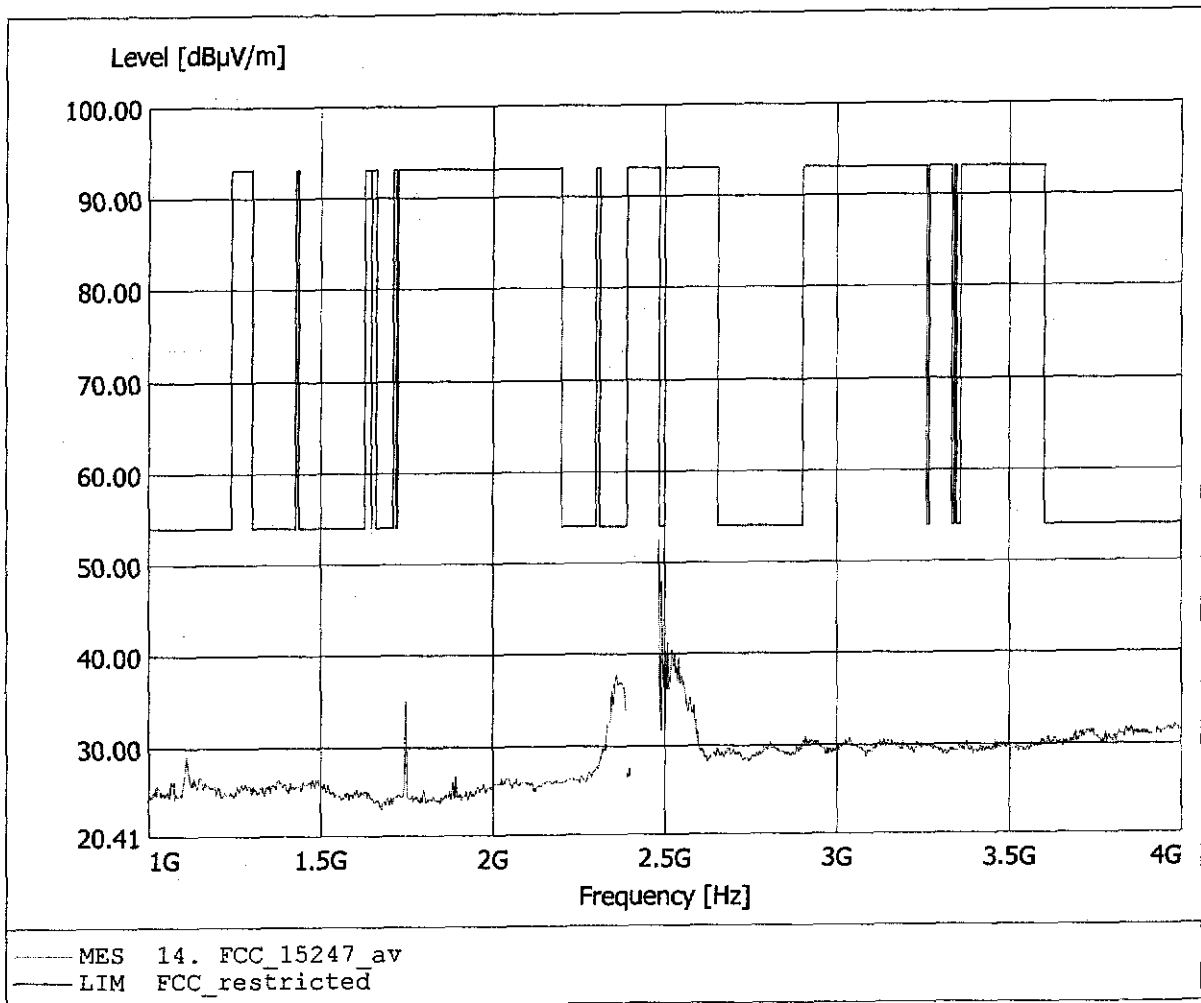
DA 00-705 / Marker-Delta-Method:

The value measured with average detector may be reduced by the "delta" value according to Marker-Delta Method plot.

Please see pages 3 and 4 of appendix C and pages 18-21 of TestRpt_1.

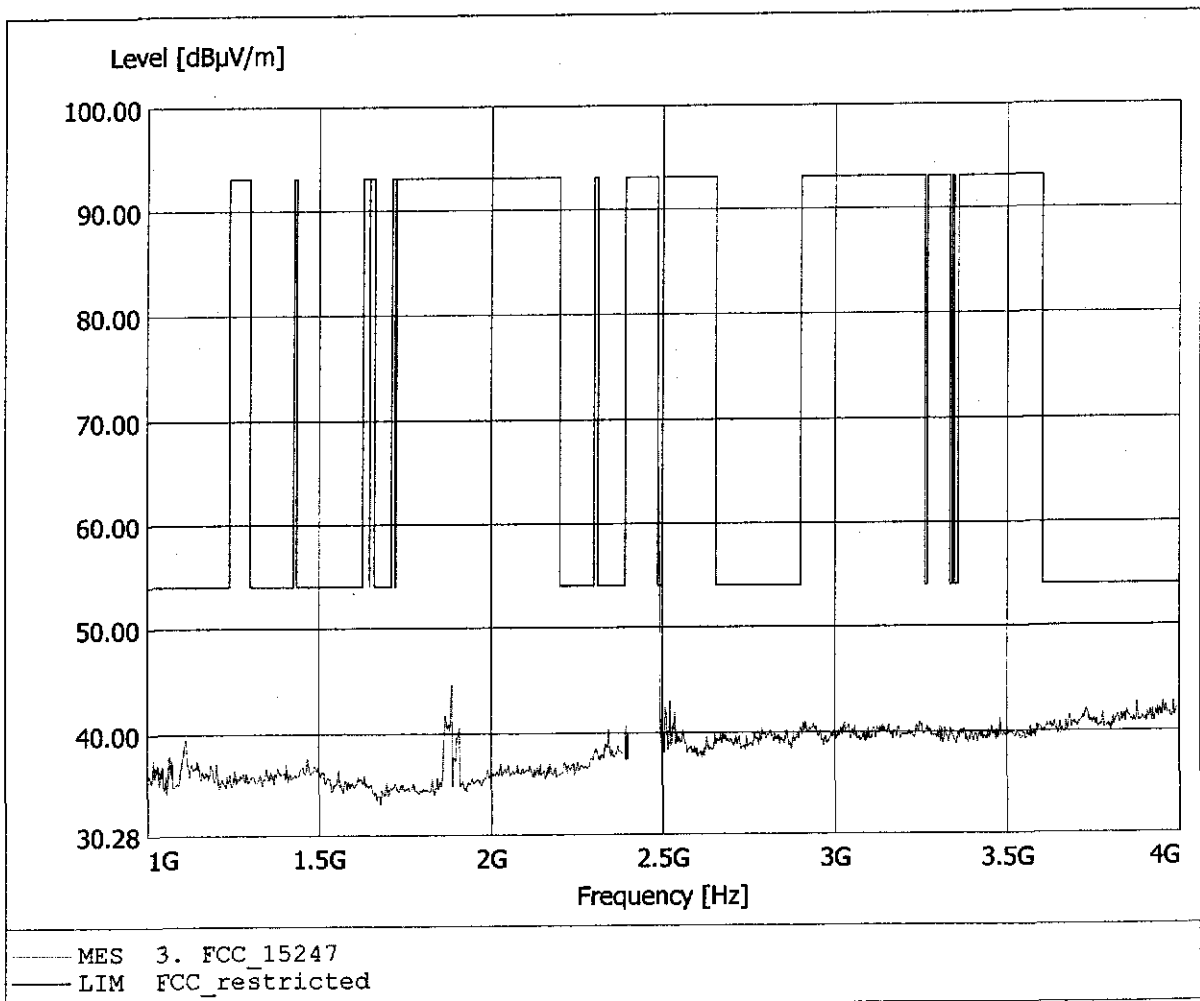
**Spurious emissions Field Strength
FCC RULES PART 15, SUBPART C**

EUT: 2,4 GHz digital intercom System / Ch 46 Tx Ant 1
Model: BASE 6000
Approval Holder: HM Electronics Inc.
Operating Condition: Tnom: 23°C / Unom : 16 V AC and AC/AC - Adapter
Test Site / Operator: ETS / Mr. Pudell
Test Specification: according to §15.247, average detector
Comment 1: Dist.: 3m, Ant.: BBHA2190D, amplif.
Comment 2: Freq: 2.484GHz, Emax: 52.47dBµV/m, RBW: 1MHz



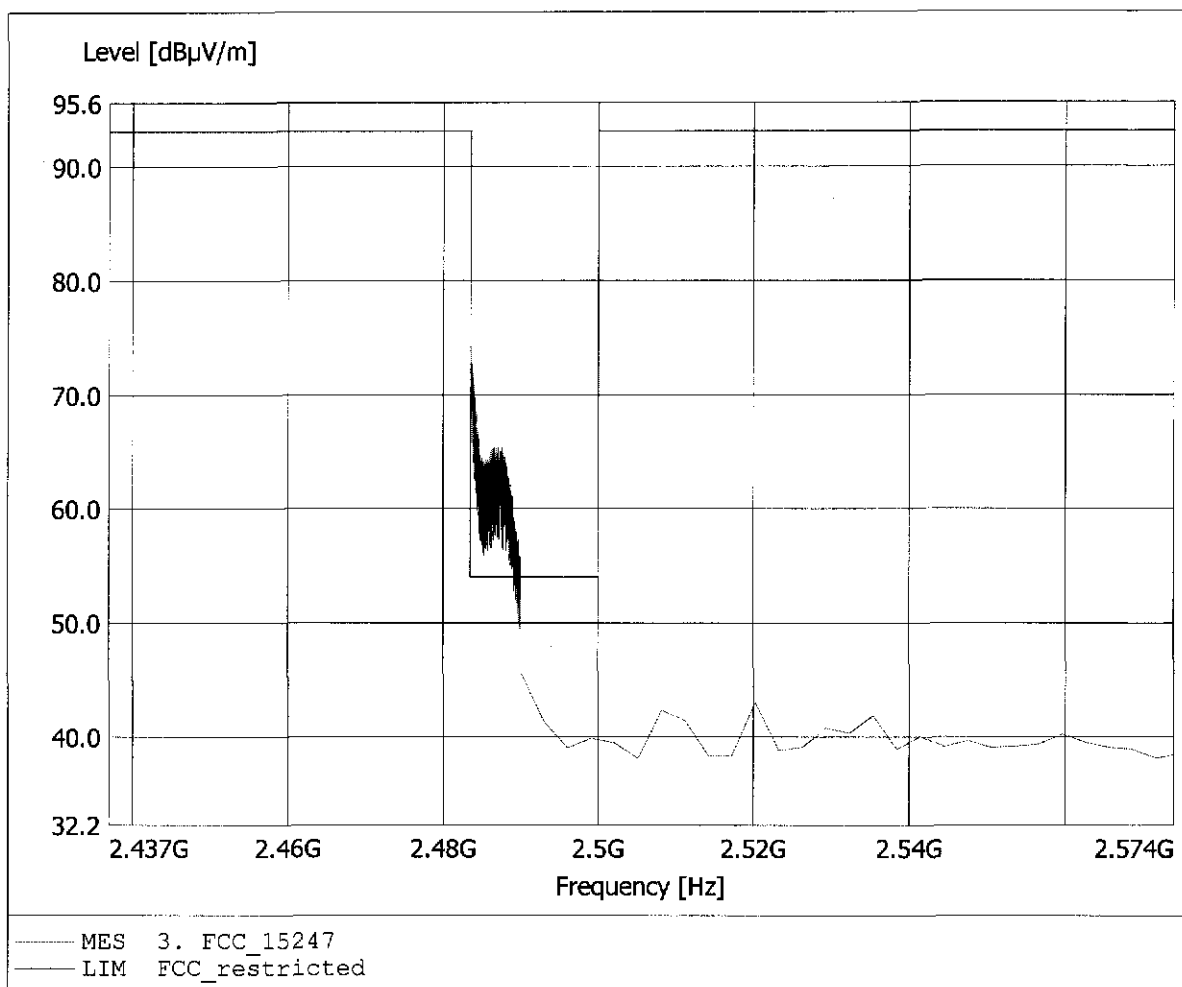
**Spurious emissions Field Strength
FCC RULES PART 15, SUBPART C**

EUT: 2,4 GHz digital intercom System / Ch 46 Tx Ant 1
Model: BASE 6000
Approval Holder: HM Electronics Inc.
Operating Condition: Tnom: 23°C / Unom : 16 V AC and AC/AC - Adapter
Test Site / Operator: ETS / Mr. Pudell
Test Specification: according to S15.247, peak detector
Comment 1: Dist.: 3m, Ant.: BBHA2190D, amplif.
Comment 2: Freq: 2.484GHz, Emax: 74.21dBuV/m, RBW: 1MHz



**Spurious emissions Field Strength
FCC RULES PART 15, SUBPART C**

EUT: 2,4 GHz digital intercom System / Ch 46 Tx Ant 1
Model: BASE 6000
Approval Holder: HM Electronics Inc.
Operating Condition: Tnom: 23°C / Unom : 16 V AC and AC/AC - Adapter
Test Site / Operator: ETS / Mr. Pudell
Test Specification: according to §15.247, peak detector
Comment 1: Dist.: 3m, Ant.: BBHA2190D, amplif.
Comment 2: Freq: 2.484GHz, Emax: 74.21dBµV/m, RBW: 1MHz



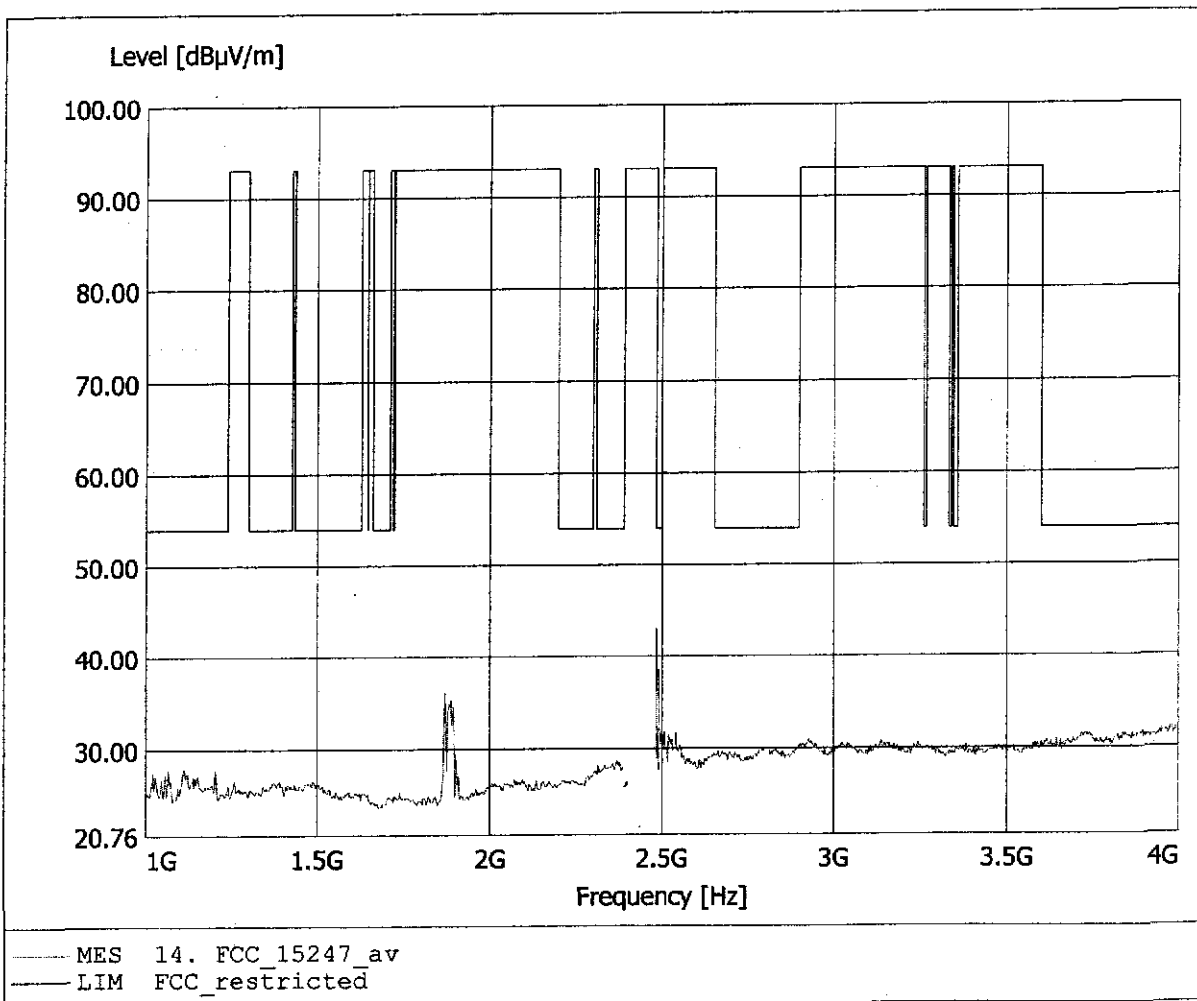
DA 00-705 / Marker-Delta-Method:

The value measured with average detector may be reduced by the "delta" value according to Marker-Delta Method plot.

Please see pages 3 and 4 of appendix C and pages 18-21 of TestRpt_1.

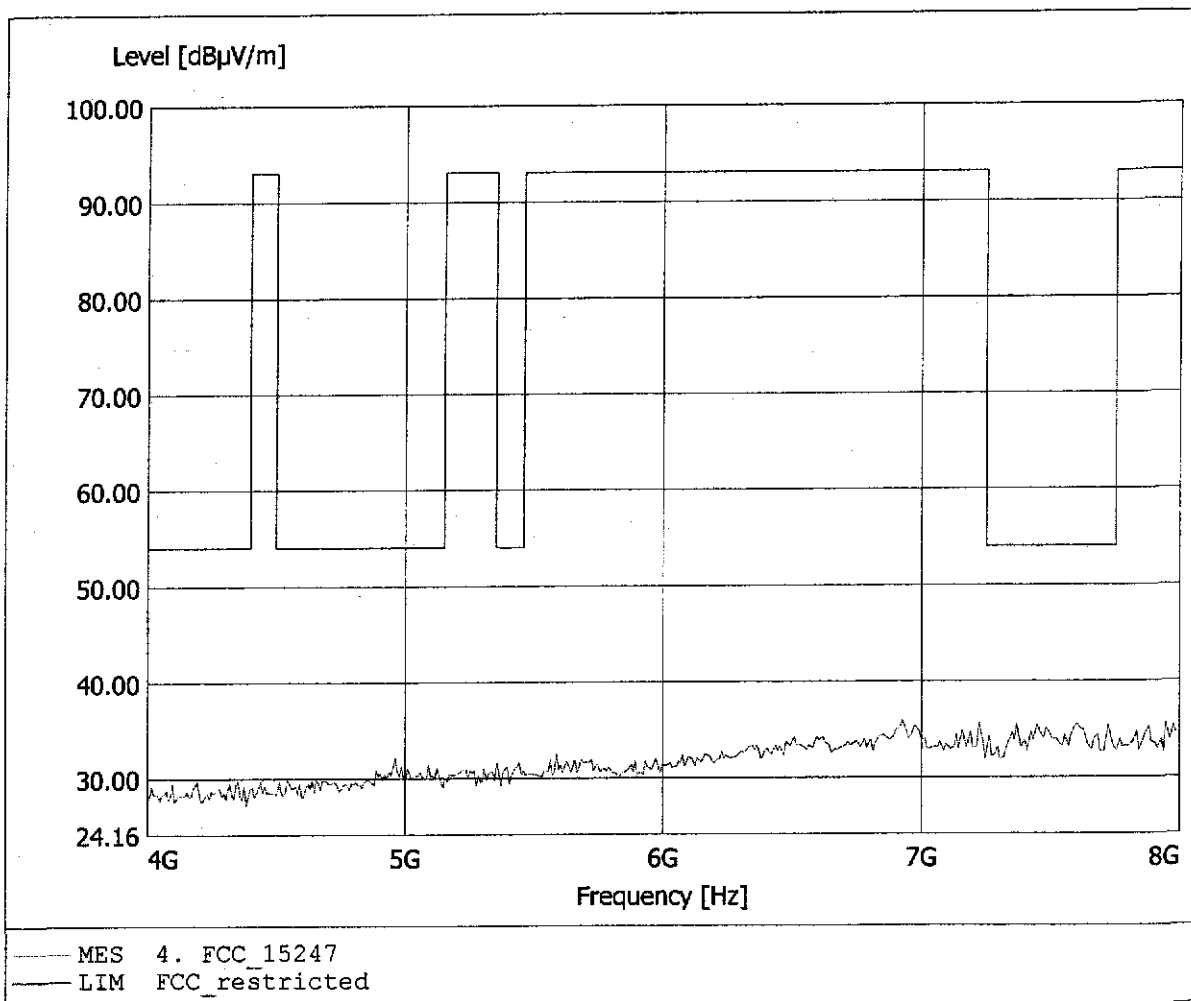
**Spurious emissions Field Strength
FCC RULES PART 15, SUBPART C**

EUT: 2,4 GHz digital intercom System / Ch 46 Tx Ant 1
Model: BASE 6000
Approval Holder: HM Electronics Inc.
Operating Condition: Tnom: 23°C / Unom : 16 V AC and AC/AC - Adapter
Test Site / Operator: ETS / Mr. Pudell
Test Specification: according to §15.247, average detector
Comment 1: Dist.: 3m, Ant.: BBHA2190D, amplif.
Comment 2: Freq: 2.484GHz, Emax: 43.01dBµV/m, RBW: 1MHz



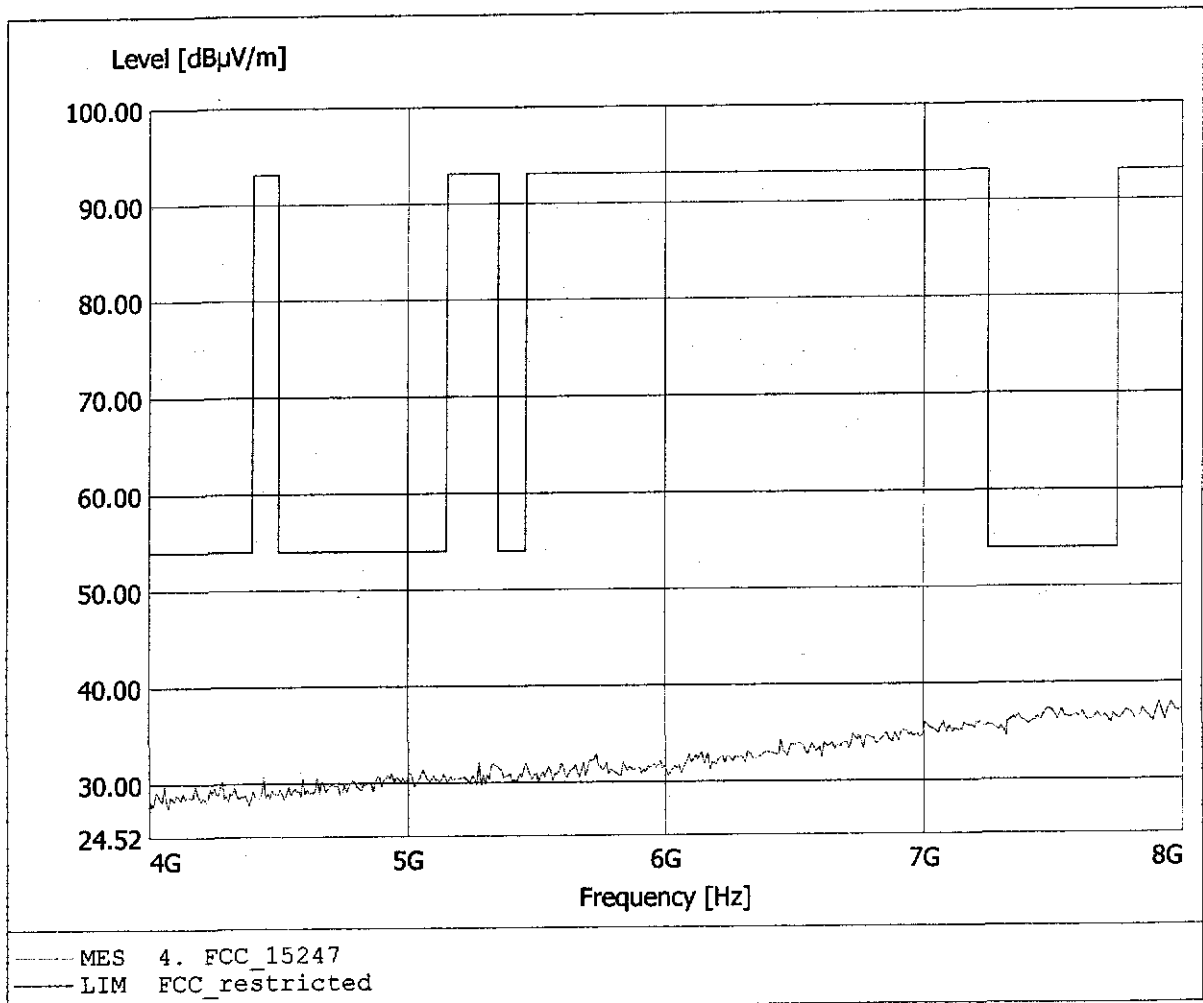
**Spurious emissions Field Strength
FCC RULES PART 15, SUBPART C**

EUT: 2,4 GHz digital intercom System / Ch 46 Tx Ant 1
Model: BASE 6000
Approval Holder: HM Electronics Inc.
Operating Condition: Tnom: 23°C / Unom : 16 V AC and AC/AC - Adapter
Test Site / Operator: ETS / Mr. Pudell
Test Specification: according to §15.247, peak detector
Comment 1: Dist.: 3m, Ant.: BBHA2190D, ampl.+HP.
Comment 2: Freq: 6.926GHz, Emax: 35.93dBµV/m, RBW: 1MHz



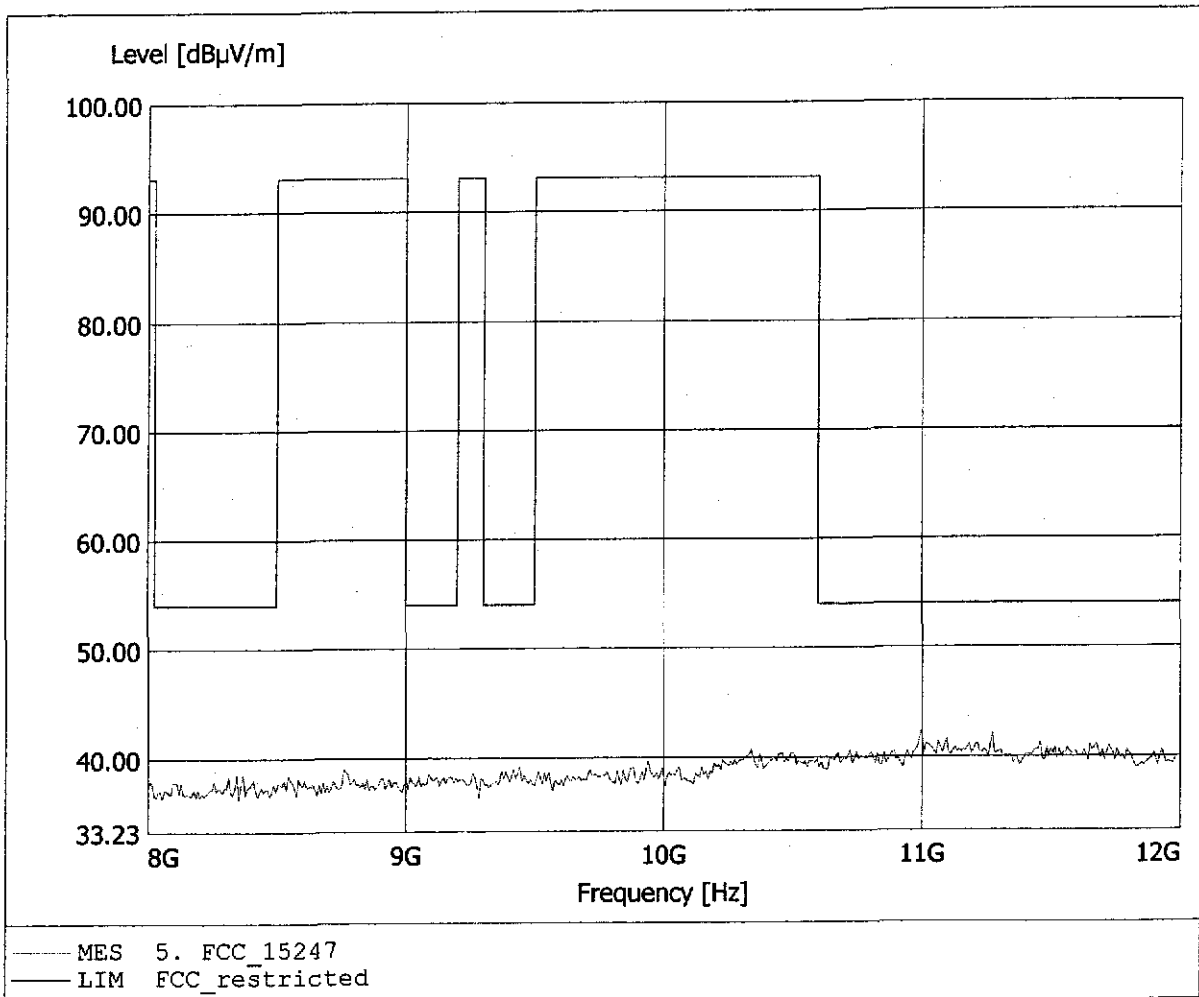
**Spurious emissions Field Strength
FCC RULES PART 15, SUBPART C**

EUT: 2,4 GHz digital intercom System / Ch 46 Tx Ant 1
Model: BASE 6000
Approval Holder: HM Electronics Inc.
Operating Condition: Tnom: 23°C / Unom : 16 V AC and AC/AC - Adapter
Test Site / Operator: ETS / Mr. Pudell
Test Specification: according to §15.247, peak detector
Comment 1: Dist.: 3m, Ant.: BBHA2190D, ampl.+HP.
Comment 2: Freq: 7.912GHz, Emax: 37.94dBµV/m, RBW: 1MHz



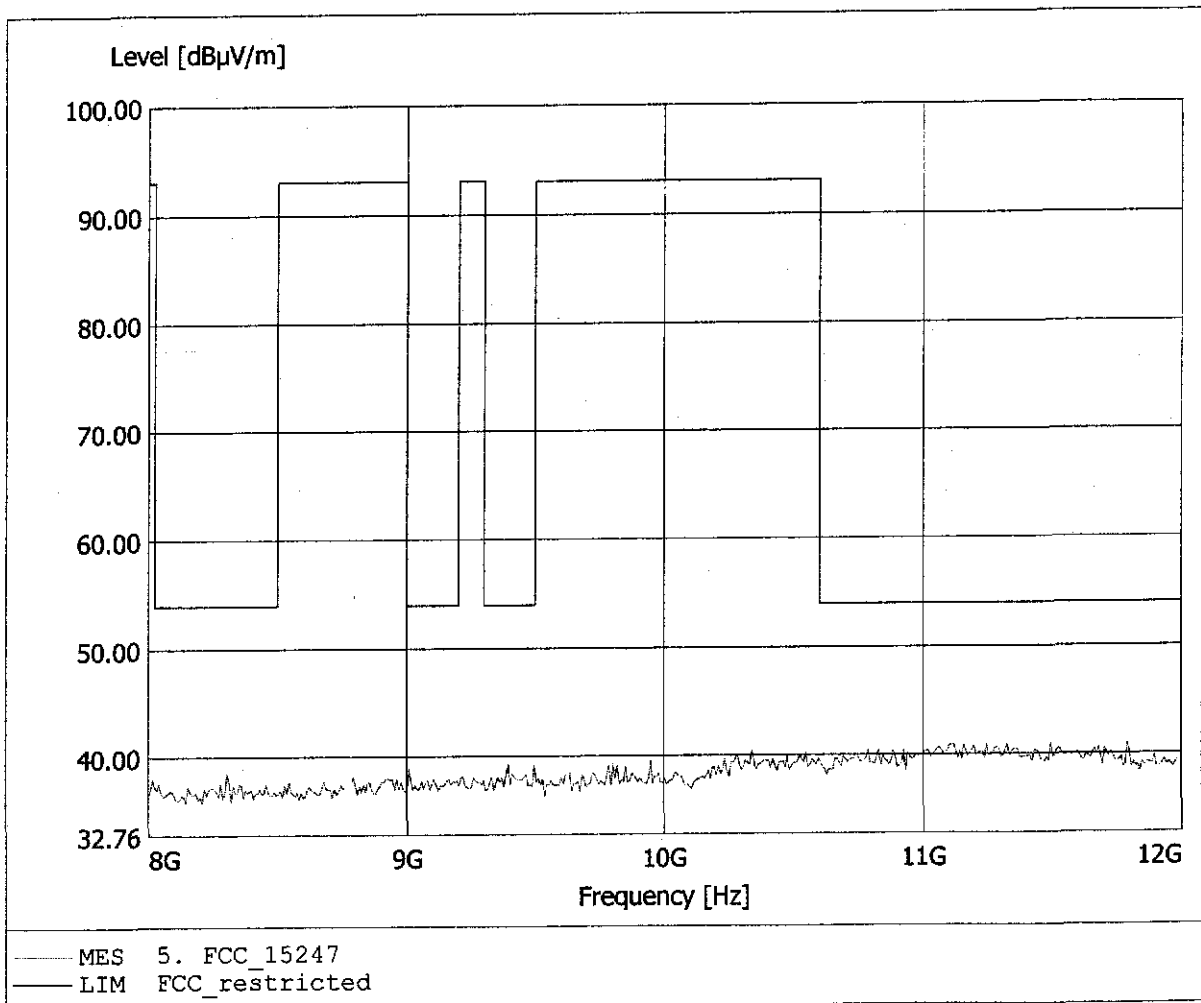
**Spurious emissions Field Strength
FCC RULES PART 15, SUBPART C**

EUT: 2,4 GHz digital intercom System / Ch 46 Tx Ant 1
Model: BASE 6000
Approval Holder: HM Electronics Inc.
Operating Condition: Tnom: 23°C / Unom : 16 V AC and AC/AC - Adapter
Test Site / Operator: ETS / Mr. Pudell
Test Specification: according to §15.247, peak detector
Comment 1: Dist.: 3m, Ant.: BBHA2190D, ampl.+HP.
Comment 2: Freq: 10.998GHz, Emax: 42.51dBµV/m, RBW: 1MHz



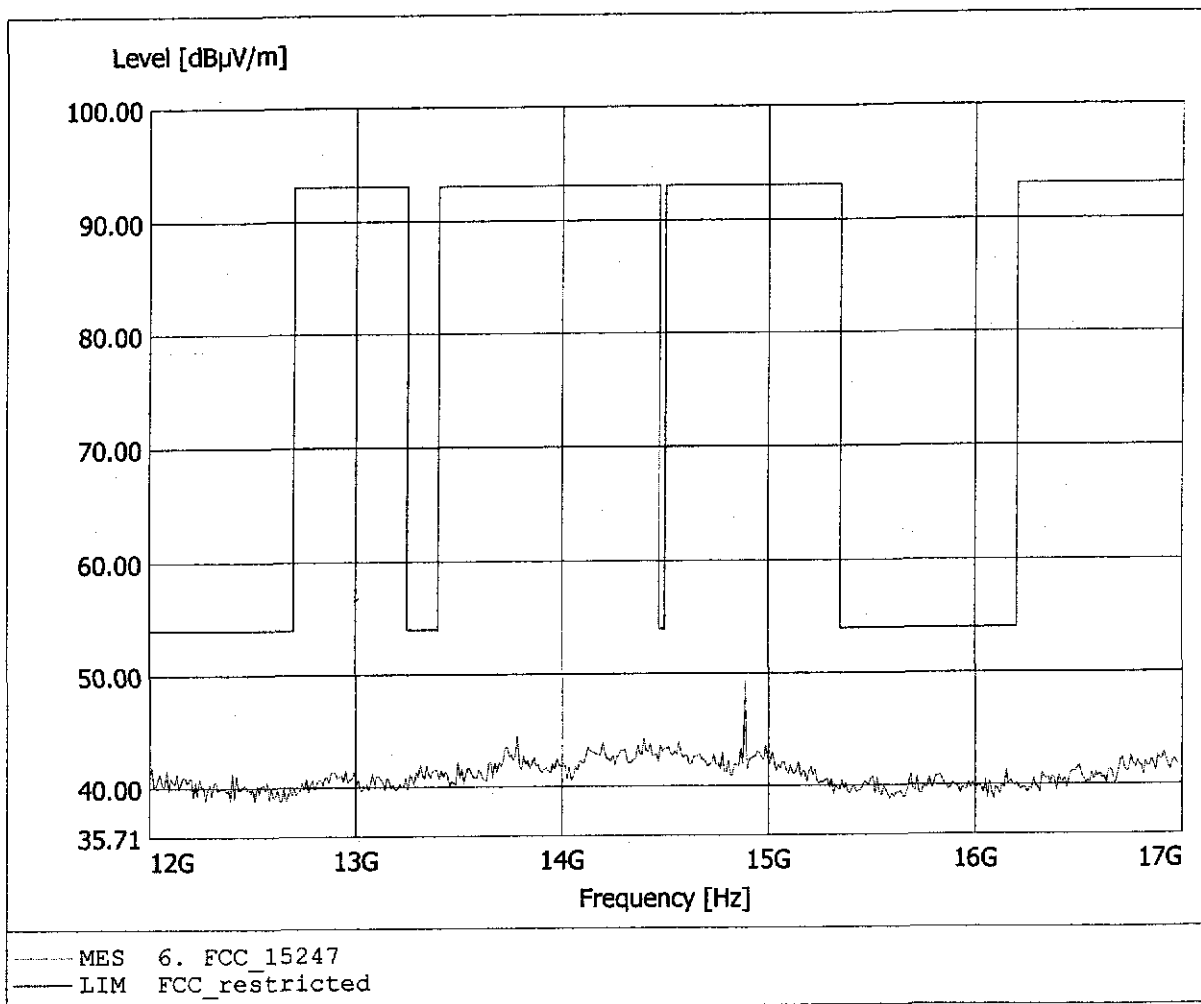
**Spurious emissions Field Strength
FCC RULES PART 15, SUBPART C**

EUT: 2,4 GHz digital intercom System / Ch 46 Tx Ant 1
Model: BASE 6000
Approval Holder: HM Electronics Inc.
Operating Condition: Tnom: 23°C / Unom : 16 V AC and AC/AC - Adapter
Test Site / Operator: ETS / Mr. Pudell
Test Specification: according to §15.247, peak detector
Comment 1: Dist.: 3m, Ant.: BBHA2190D, ampl.+HP.
Comment 2: Freq: 11.495GHz, Emax: 40.97dBµV/m, RBW: 1MHz



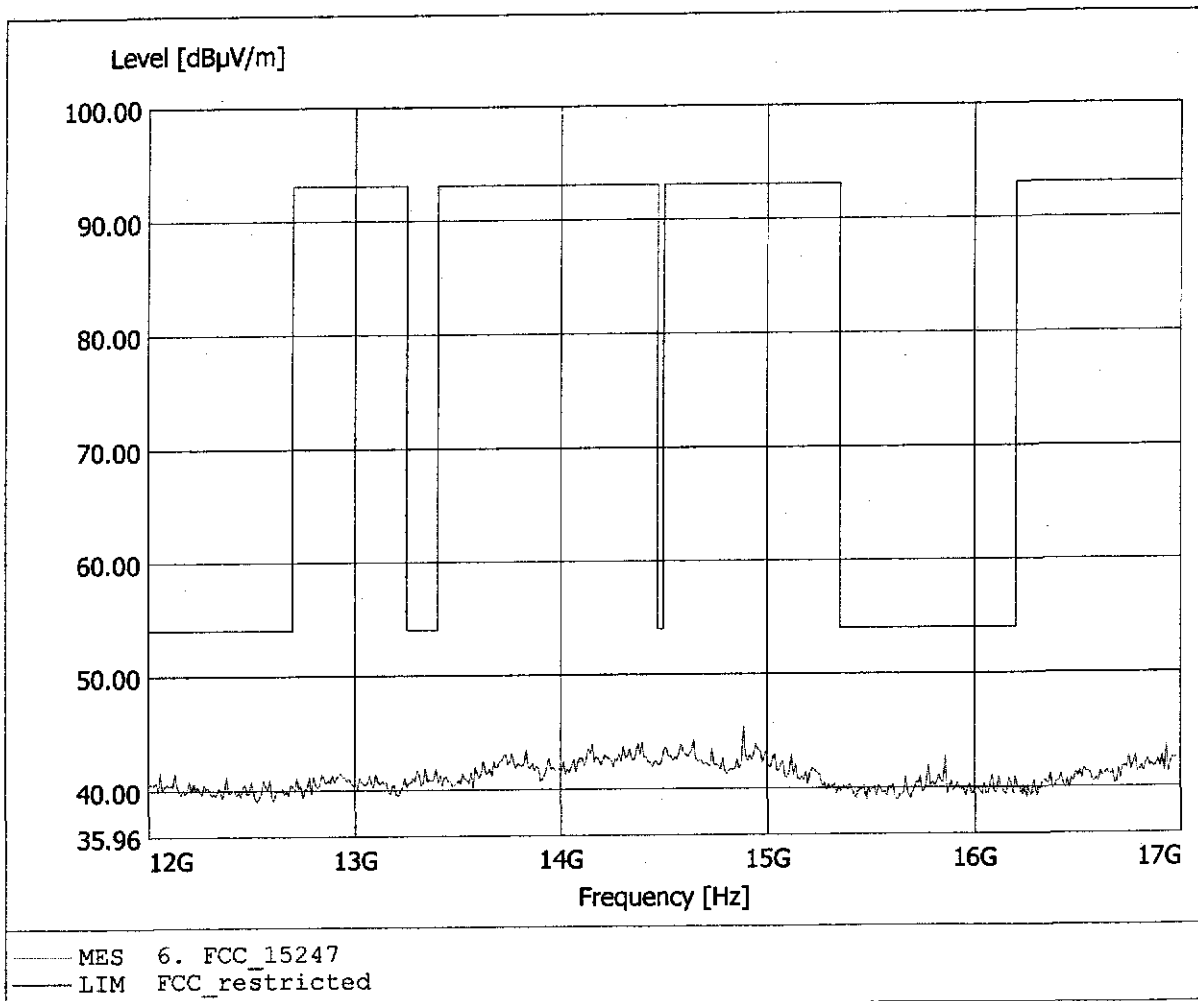
**Spurious emissions Field Strength
FCC RULES PART 15, SUBPART C**

EUT: 2,4 GHz digital intercom System / Ch 46 Tx Ant 1
Model: BASE 6000
Approval Holder: HM Electronics Inc.
Operating Condition: Tnom: 23°C / Unom : 16 V AC and AC/AC - Adapter
Test Site / Operator: ETS / Mr. Pudell
Test Specification: according to §15.247, peak detector
Comment 1: Dist.: 3m, Ant.: BBHA2190D, ampl.+HP.
Comment 2: Freq: 14.886GHz, Emax: 49.28dBµV/m, RBW: 1MHz



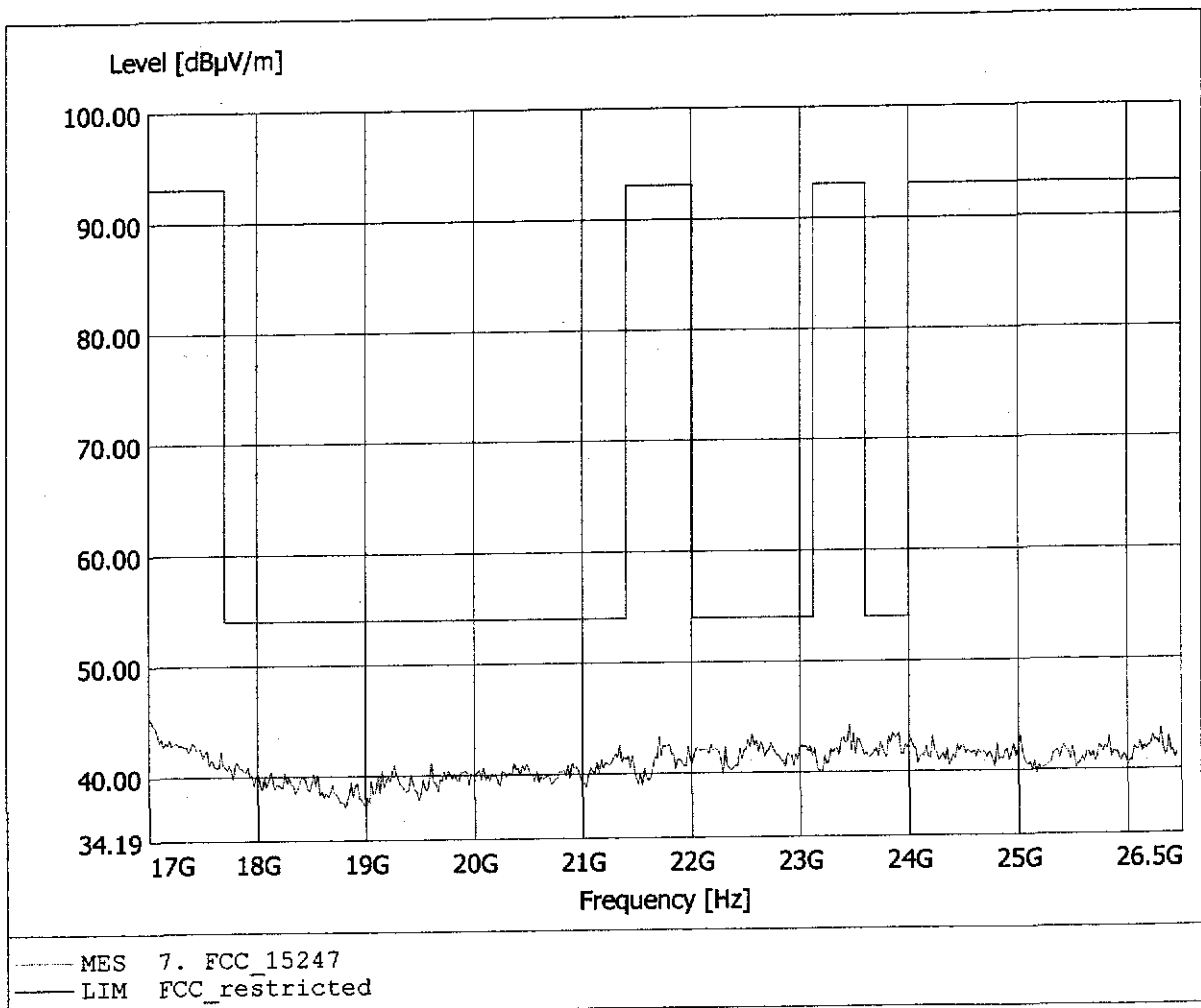
**Spurious emissions Field Strength
FCC RULES PART 15, SUBPART C**

EUT: 2,4 GHz digital intercom System / Ch 46 Tx Ant 1
Model: BASE 6000
Approval Holder: HM Electronics Inc.
Operating Condition: Tnom: 23°C / Unom : 16 V AC and AC/AC - Adapter
Test Site / Operator: ETS / Mr. Pudell
Test Specification: according to §15.247, peak detector
Comment 1: Dist.: 3m, Ant.: BBHA2190D, ampl.+HP.
Comment 2: Freq: 14.886GHz, Emax: 45.49dBµV/m, RBW: 1MHz



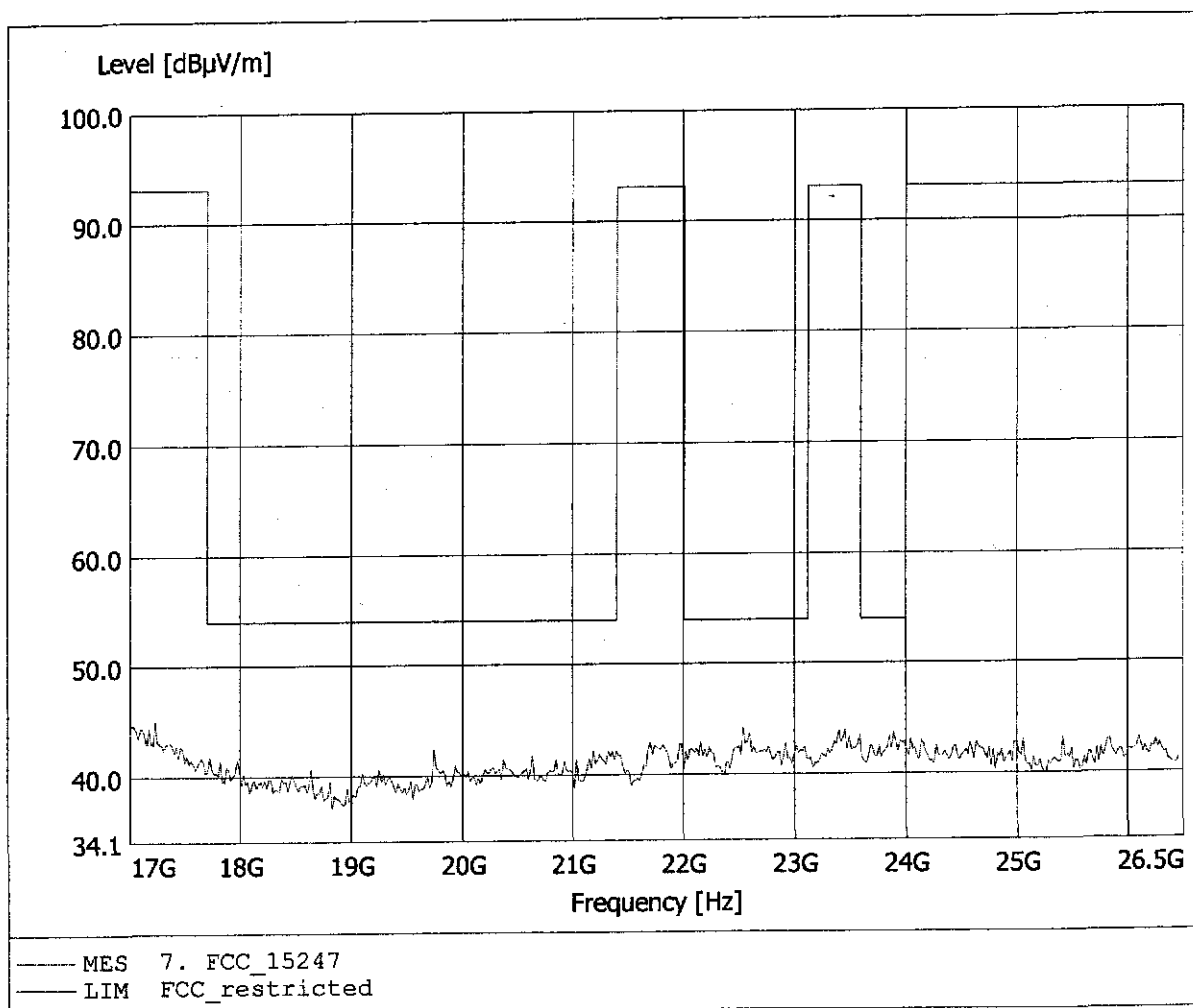
**Spurious emissions Field Strength
FCC RULES PART 15, SUBPART C**

EUT: 2,4 GHz digital intercom System / Ch 46 Tx Ant 1
Model: BASE 6000
Approval Holder: HM Electronics Inc.
Operating Condition: Tnom: 23°C / Unom : 16 V AC and AC/AC - Adapter
Test Site / Operator: ETS / Mr. Pudell
Test Specification: according to §15.247, peak detector
Comment 1: Dist.: 3m, Ant.: HL025, amplif.
Comment 2: Freq: 17.000GHz, Emax: 45.31dBµV/m, RBW: 1MHz



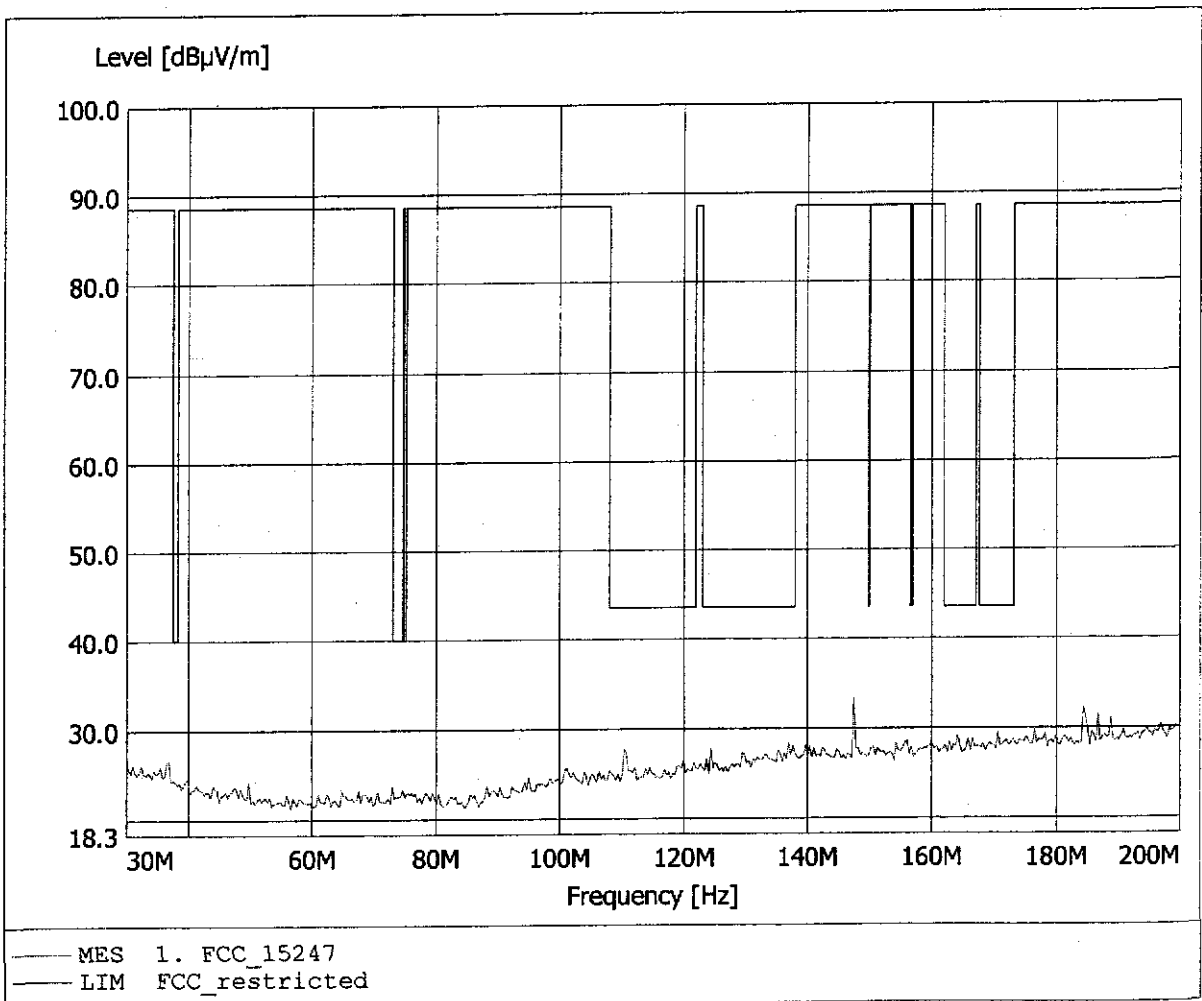
**Spurious emissions Field Strength
FCC RULES PART 15, SUBPART C**

EUT: 2,4 GHz digital intercom System / Ch 46 Tx Ant 1
Model: BASE 6000
Approval Holder: HM Electronics Inc.
Operating Condition: Tnom: 23°C / Unom : 16 V AC and AC/AC - Adapter
Test Site / Operator: ETS / Mr. Pudell
Test Specification: according to §15.247, peak detector
Comment 1: Dist.: 3m, Ant.: HL025, amplif.
Comment 2: Freq: 17.228GHz, Emax: 44.99dBuV/m, RBW: 1MHz



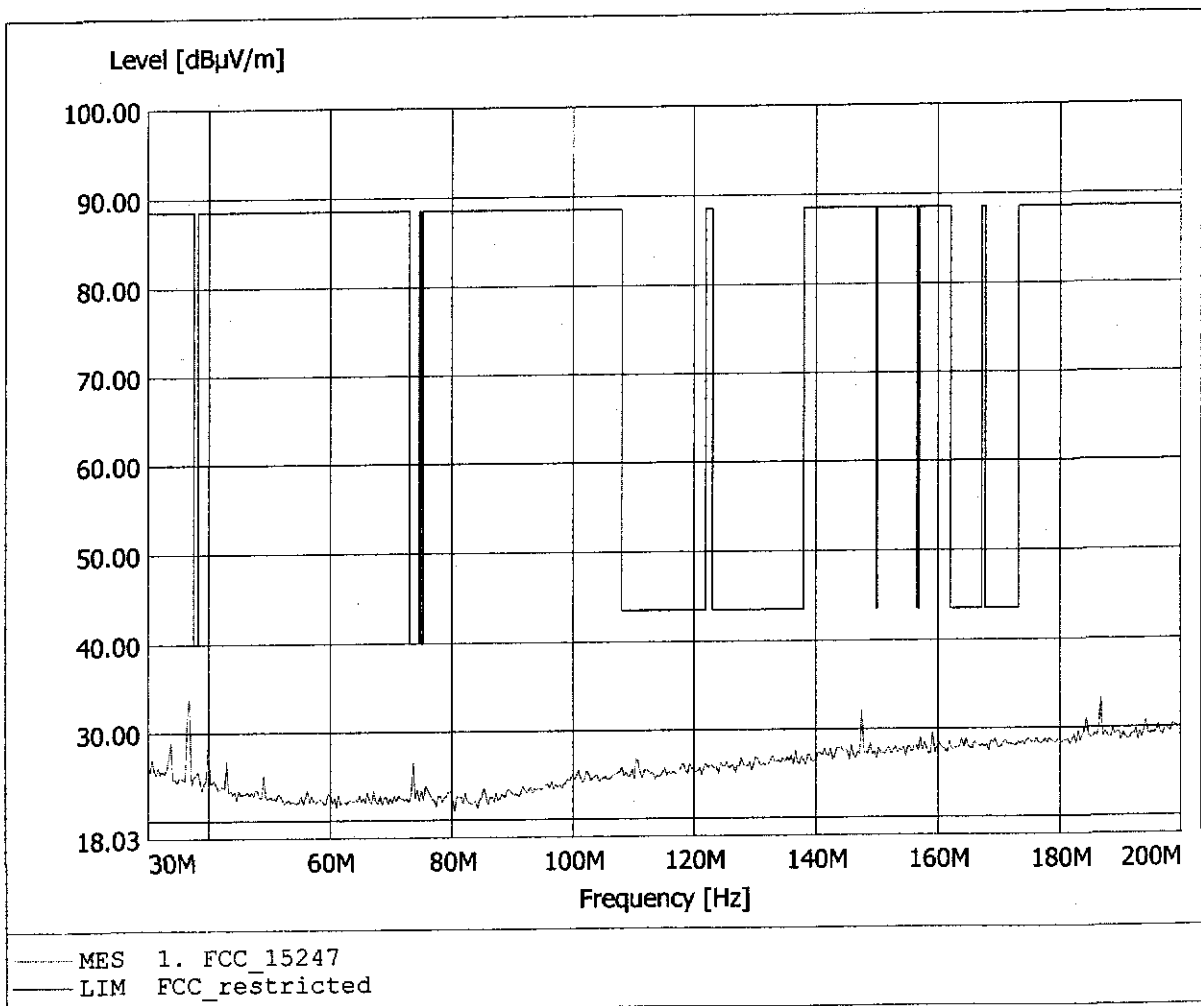
**Spurious emissions Field Strength
FCC RULES PART 15, SUBPART C**

EUT: 2,4 GHz digital intercom System / Ch 0 Tx Ant 2
Model: BASE 6000
Approval Holder: HM Electronics Inc.
Operating Condition: Tnom: 23°C / Unom : 16 V AC and AC/AC - Adapter
Test Site / Operator: ETS / Mr. Pudell
Test Specification: according to §15.247
Comment 1: Dist.: 3m, Ant.: HK 116
Comment 2: Freq: 147.535MHz, Emax: 33.34dBµV/m, RBW: 100kHz



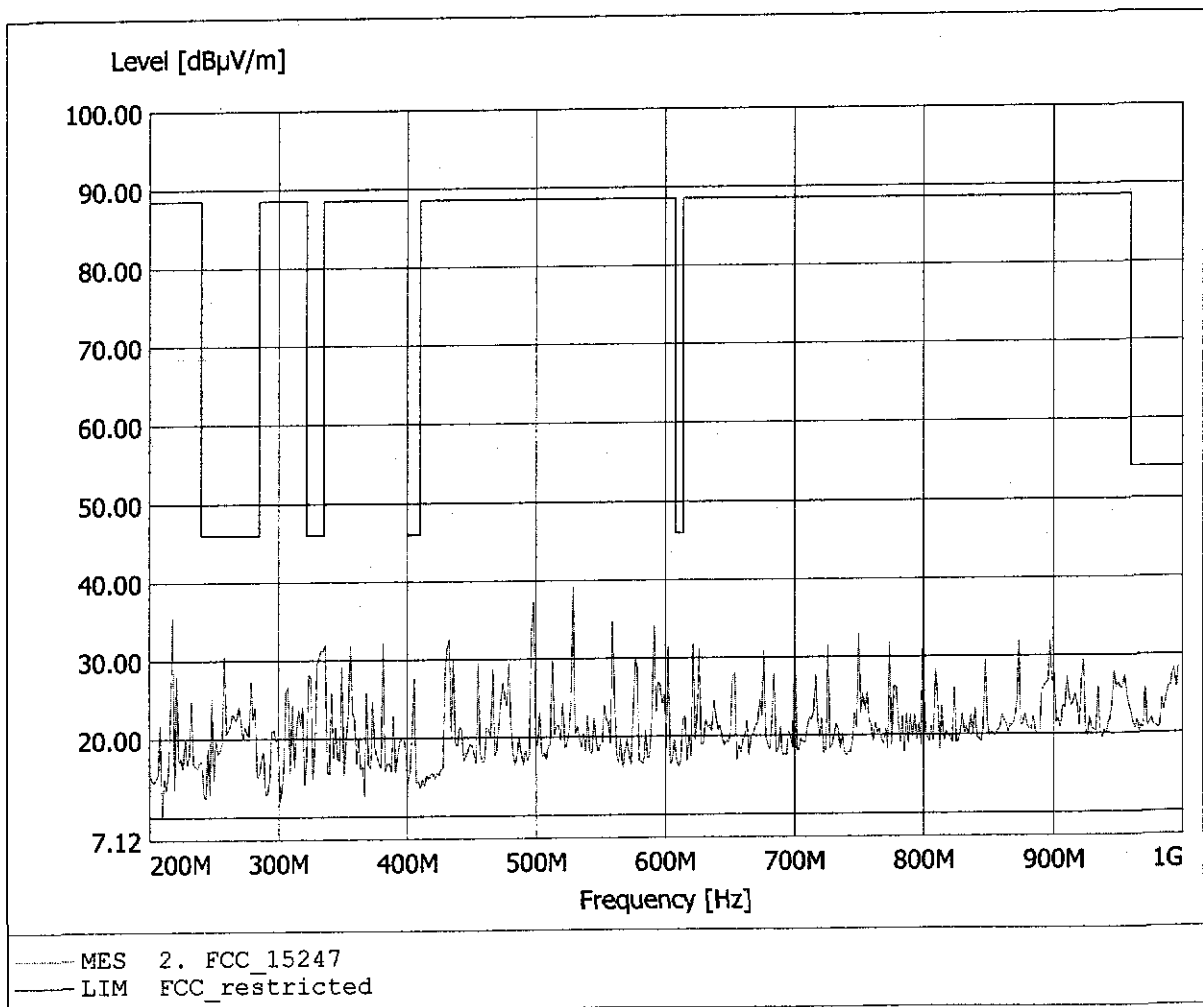
**Spurious emissions Field Strength
FCC RULES PART 15, SUBPART C**

EUT: 2,4 GHz digital intercom System / Ch 0 Tx Ant 2
Model: BASE 6000
Approval Holder: HM Electronics Inc.
Operating Condition: Tnom: 23°C / Unom : 16 V AC and AC/AC - Adapter
Test Site / Operator: ETS / Mr. Pudell
Test Specification: according to §15.247
Comment 1: Dist.: 3m, Ant.: HK 116
Comment 2: Freq: 36.814MHz, Emax: 33.97dBµV/m, RBW: 100kHz



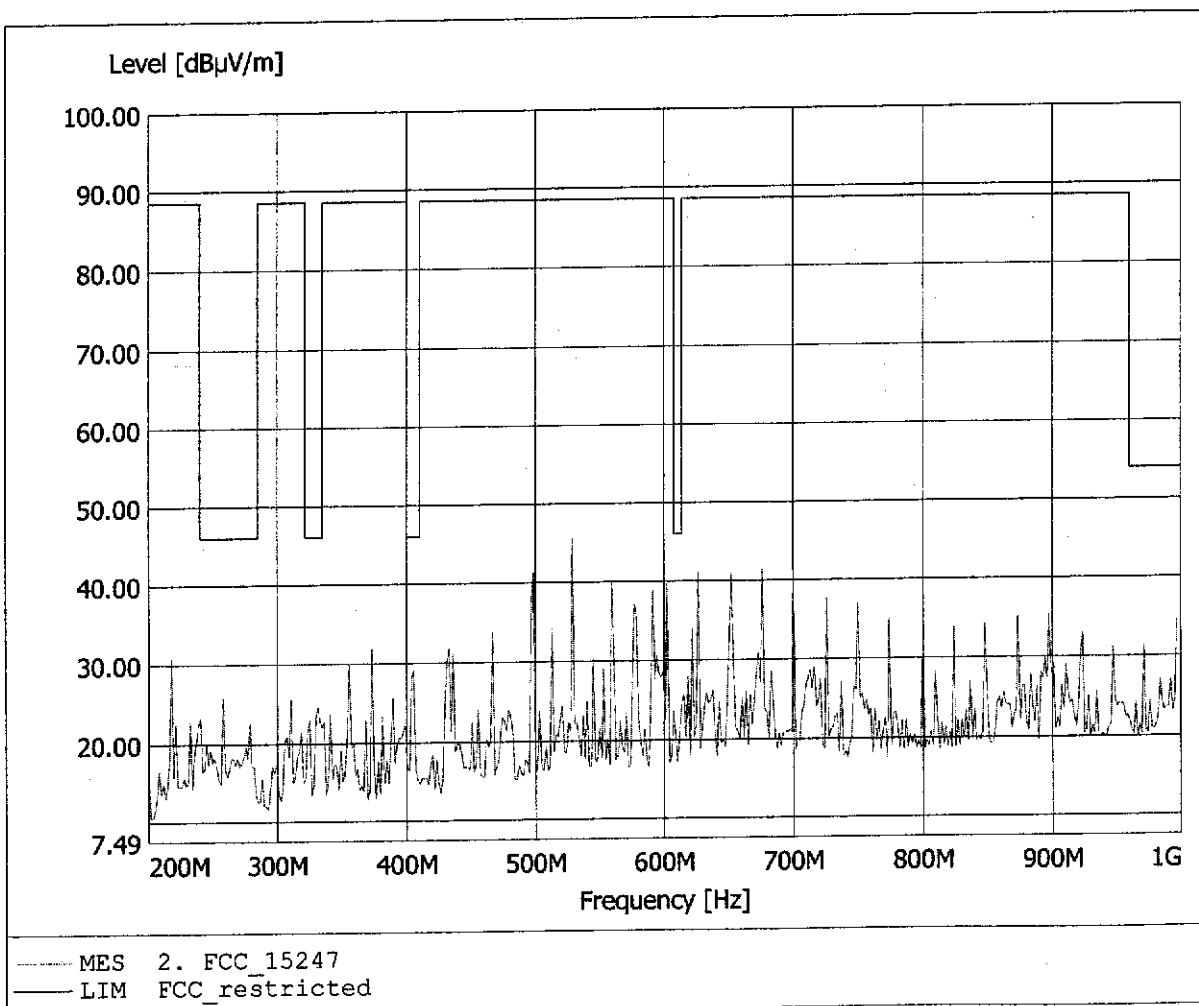
**Spurious emissions Field Strength
FCC RULES PART 15, SUBPART C**

EUT: 2,4 GHz digital intercom System / Ch 0 Tx Ant 2
Model: BASE 6000
Approval Holder: HM Electronics Inc.
Operating Condition: Tnom: 23°C / Unom : 16 V AC and AC/AC - Adapter
Test Site / Operator: ETS / Mr. Pudell
Test Specification: according to §15.247
Comment 1: Dist.: 3m, Ant.: HL 223, amplif.
Comment 2: Freq: 528.657MHz, Emax: 39.20dBµV/m, RBW: 100kHz



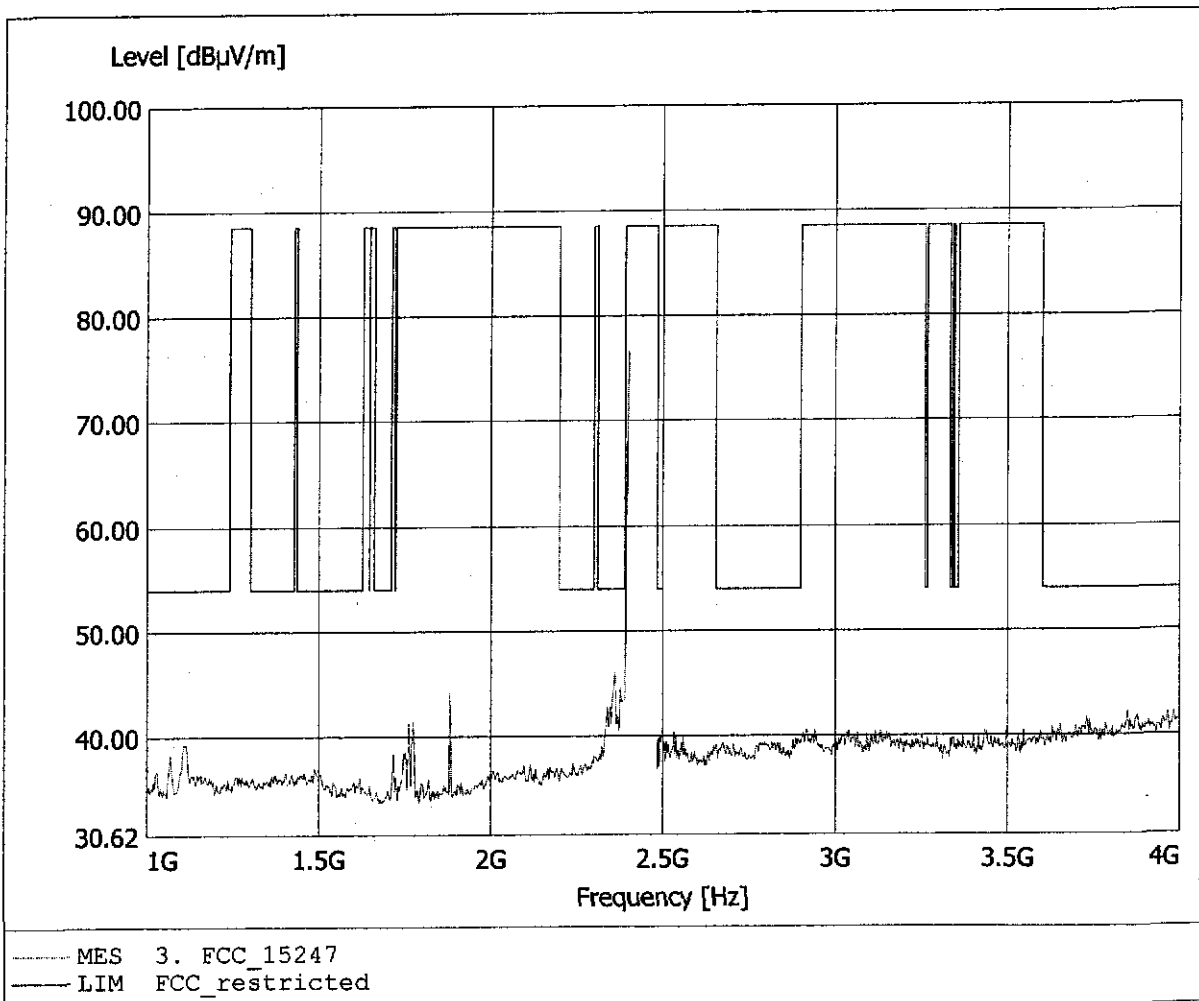
**Spurious emissions Field Strength
FCC RULES PART 15, SUBPART C**

EUT: 2,4 GHz digital intercom System / Ch 0 Tx Ant 2
Model: BASE 6000
Approval Holder: HM Electronics Inc.
Operating Condition: Tnom: 23°C / Unom : 16 V AC and AC/AC - Adapter
Test Site / Operator: ETS / Mr. Pudell
Test Specification: according to §15.247
Comment 1: Dist.: 3m, Ant.: HL 223, amplif.
Comment 2: Freq: 528.657MHz, Emax: 45.59dBµV/m, RBW: 100kHz



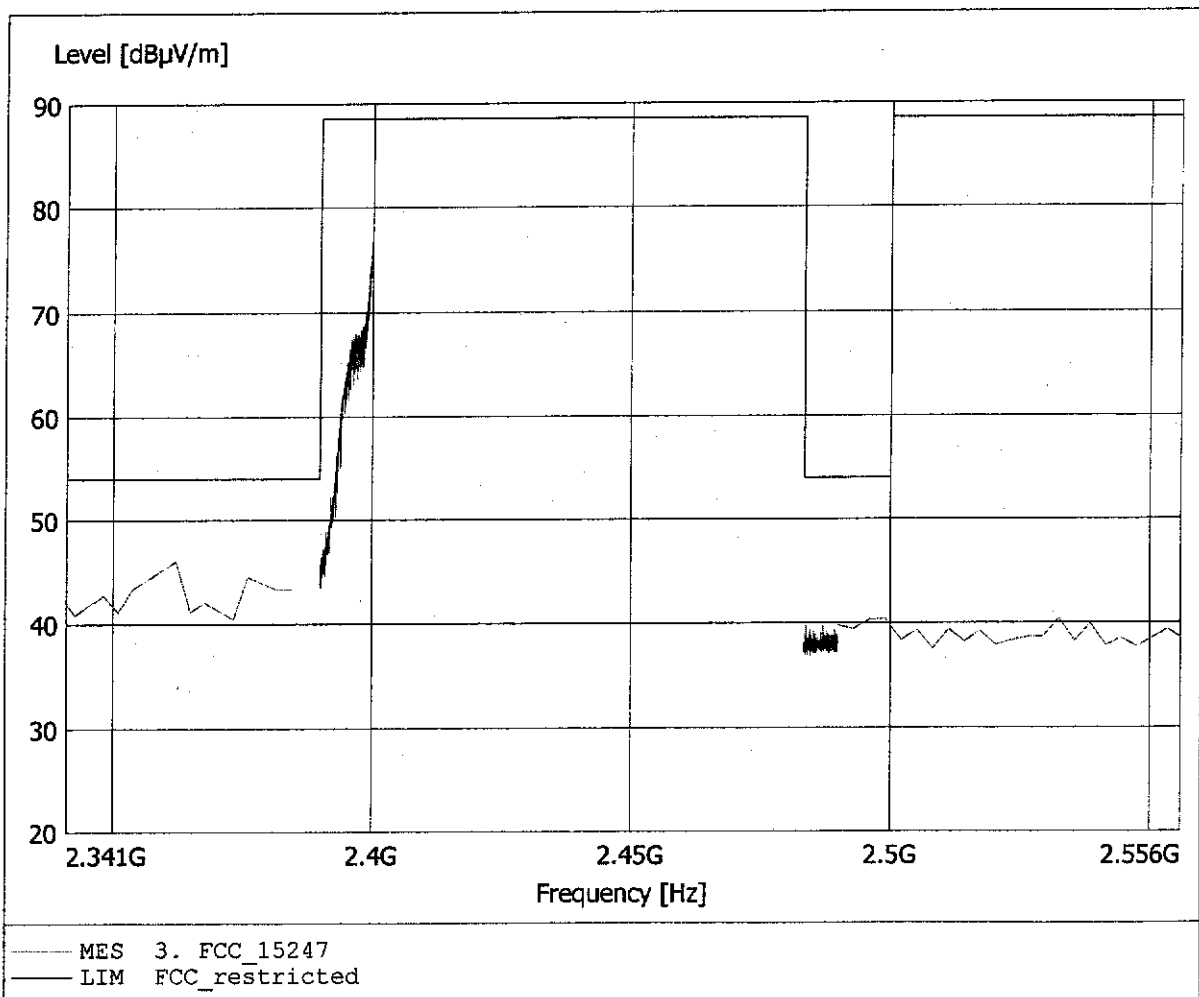
**Spurious emissions Field Strength
FCC RULES PART 15, SUBPART C**

EUT: 2,4 GHz digital intercom System / Ch 0 Tx Ant 2
Model: BASE 6000
Approval Holder: HM Electronics Inc.
Operating Condition: Tnom: 23°C / Unom : 16 V AC and AC/AC - Adapter
Test Site / Operator: ETS / Mr. Pudell
Test Specification: according to §15.247, peak detector
Comment 1: Dist.: 3m, Ant.: BBHA2190D, amplif.
Comment 2: Freq: 2.400GHz, Emax: 76.72dBµV/m, RBW: 1MHz



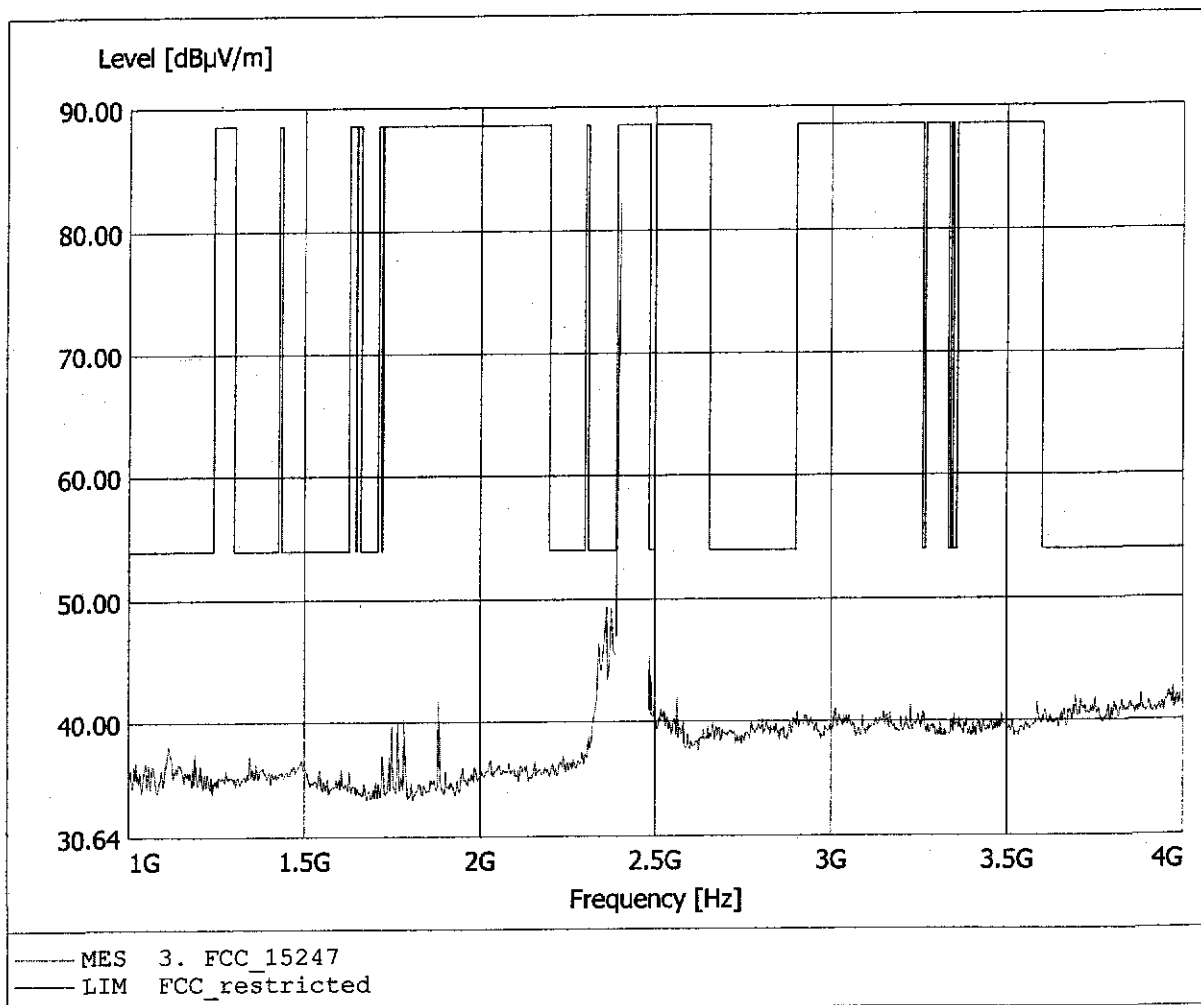
**Spurious emissions Field Strength
FCC RULES PART 15, SUBPART C**

EUT: 2,4 GHz digital intercom System / Ch 0 Tx Ant 2
Model: BASE 6000
Approval Holder: HM Electronics Inc.
Operating Condition: Tnom: 23°C / Unom : 16 V AC and AC/AC - Adapter
Test Site / Operator: ETS / Mr. Pudell
Test Specification: according to §15.247, peak detector
Comment 1: Dist.: 3m, Ant.: BBHA2190D, amplif.
Comment 2: Freq: 2.400GHz, Emax: 76.72dBµV/m, RBW: 1MHz



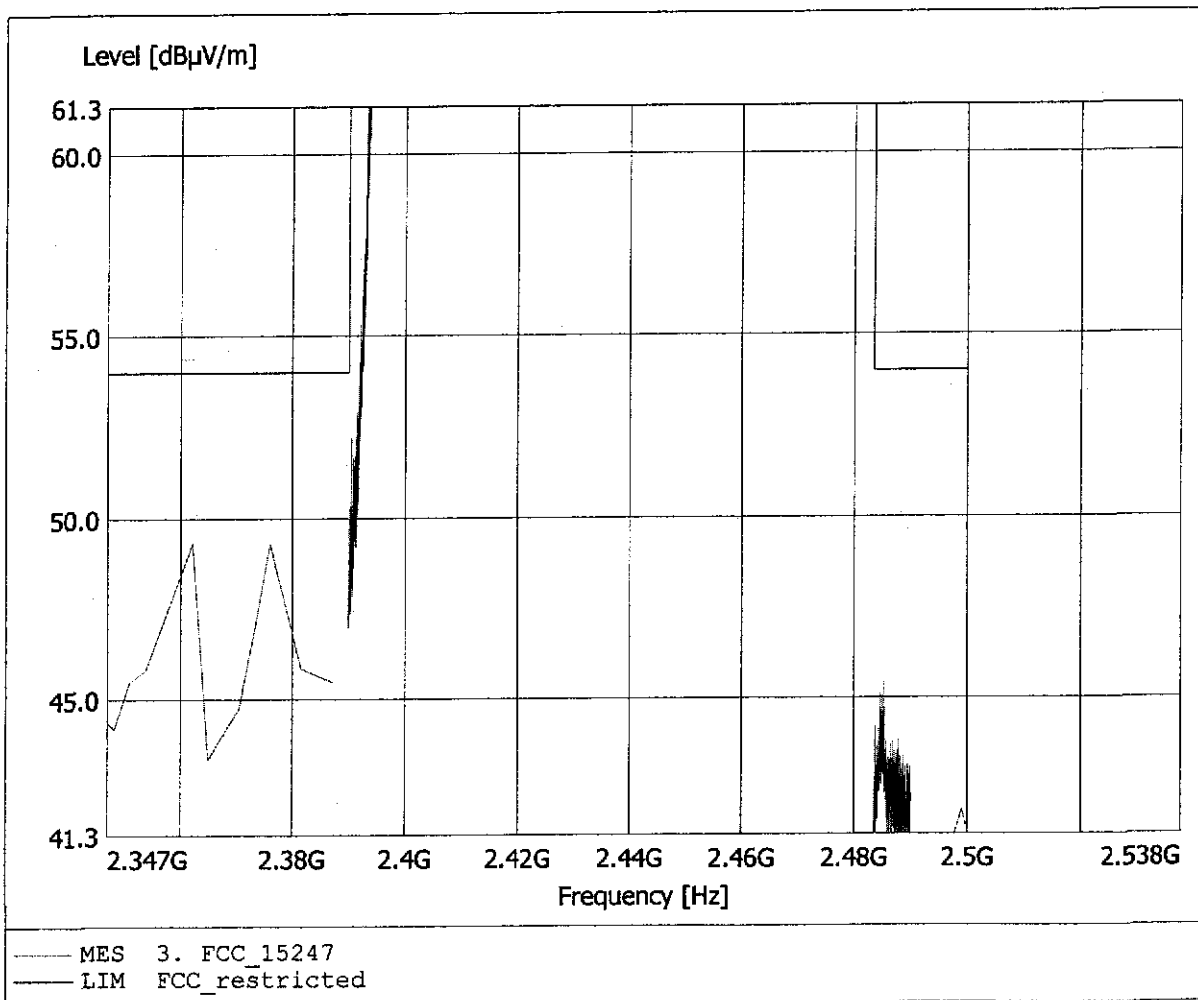
**Spurious emissions Field Strength
FCC RULES PART 15, SUBPART C**

EUT: 2,4 GHz digital intercom System / Ch 0 Tx Ant 2
Model: BASE 6000
Approval Holder: HM Electronics Inc.
Operating Condition: Tnom: 23°C / Unom : 16 V AC and AC/AC - Adapter
Test Site / Operator: ETS / Mr. Pudell
Test Specification: according to §15.247, peak detector
Comment 1: Dist.: 3m, Ant.: BBHA2190D, amplif.
Comment 2: Freq: 2.400GHz, Emax: 82.26dBµV/m, RBW: 1MHz



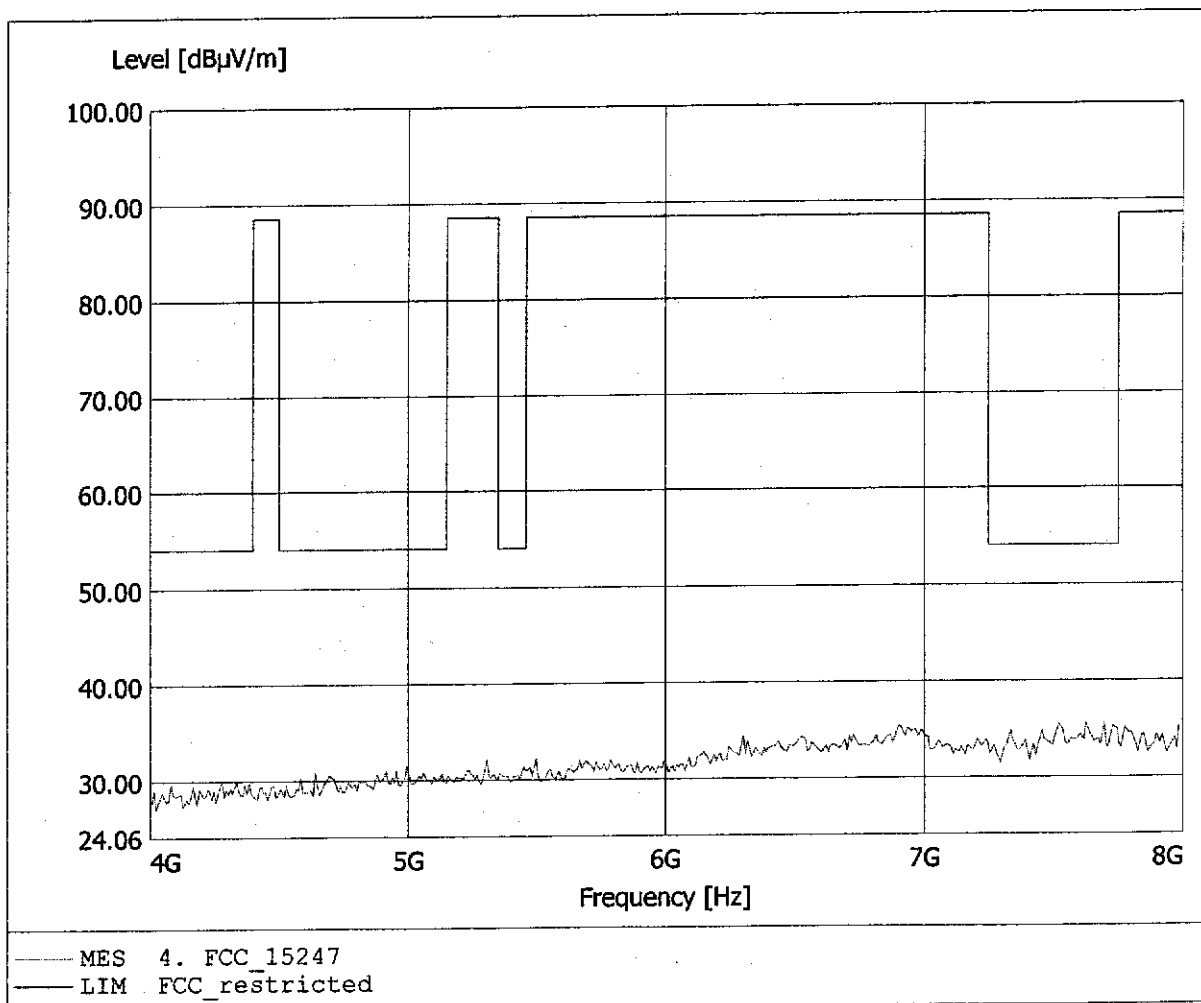
**Spurious emissions Field Strength
FCC RULES PART 15, SUBPART C**

EUT: 2,4 GHz digital intercom System / Ch 0 Tx Ant 2
Model: BASE 6000
Approval Holder: HM Electronics Inc.
Operating Condition: Tnom: 23°C / Unom : 16 V AC and AC/AC - Adapter
Test Site / Operator: ETS / Mr. Pudell
Test Specification: according to S15.247, peak detector
Comment 1: Dist.: 3m, Ant.: BBHA2190D, amplif.
Comment 2: Freq: 2.400GHz, Emax: 82.26dBµV/m, RBW: 1MHz



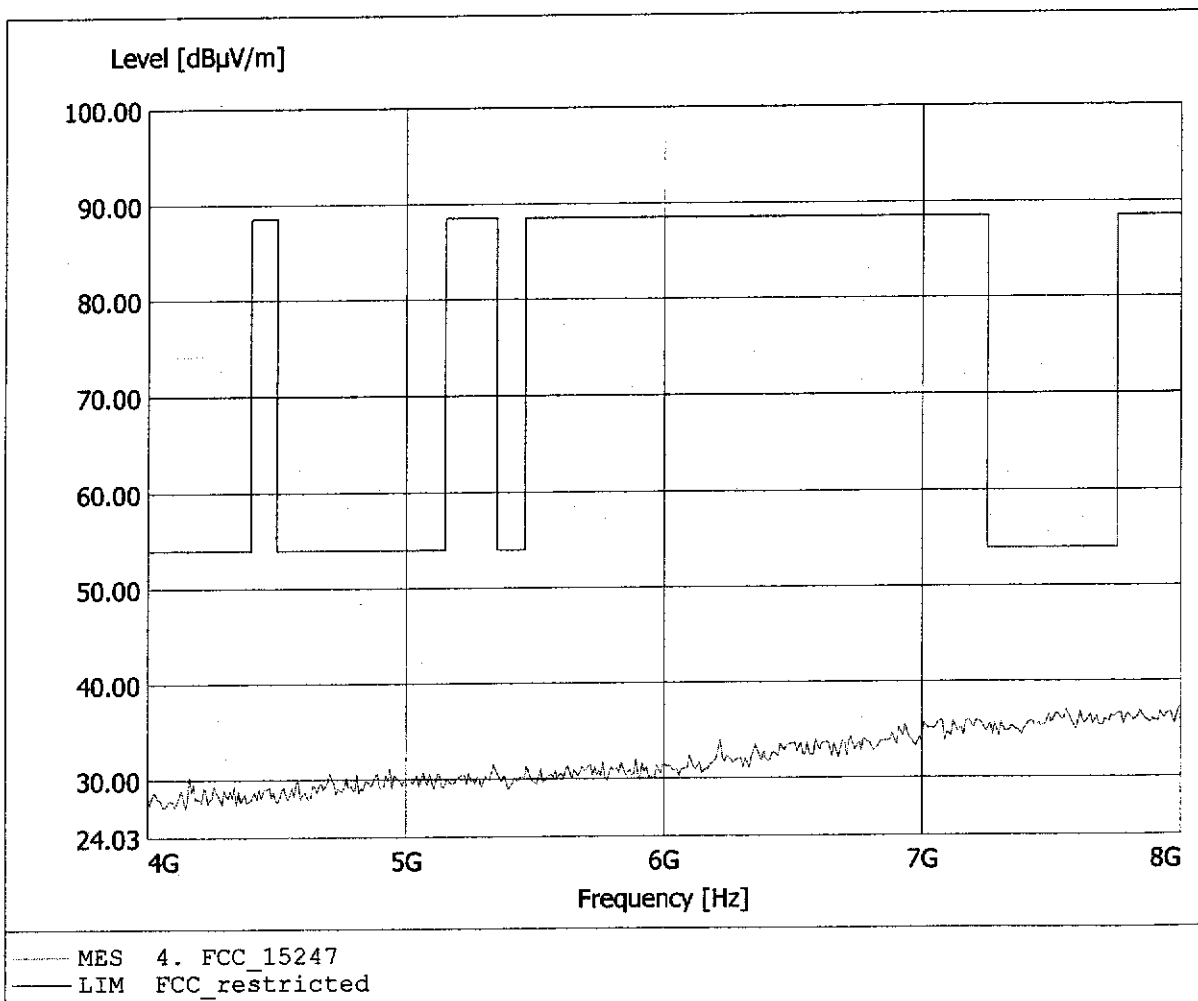
**Spurious emissions Field Strength
FCC RULES PART 15, SUBPART C**

EUT: 2,4 GHz digital intercom System / Ch 0 Tx Ant 2
Model: BASE 6000
Approval Holder: HM Electronics Inc.
Operating Condition: Tnom: 23°C / Unom : 16 V AC and AC/AC - Adapter
Test Site / Operator: ETS / Mr. Pudell
Test Specification: according to §15.247, peak detector
Comment 1: Dist.: 3m, Ant.: BBHA2190D, ampl.+HP.
Comment 2: Freq: 7.623GHz, Emax: 35.56dBµV/m, RBW: 1MHz



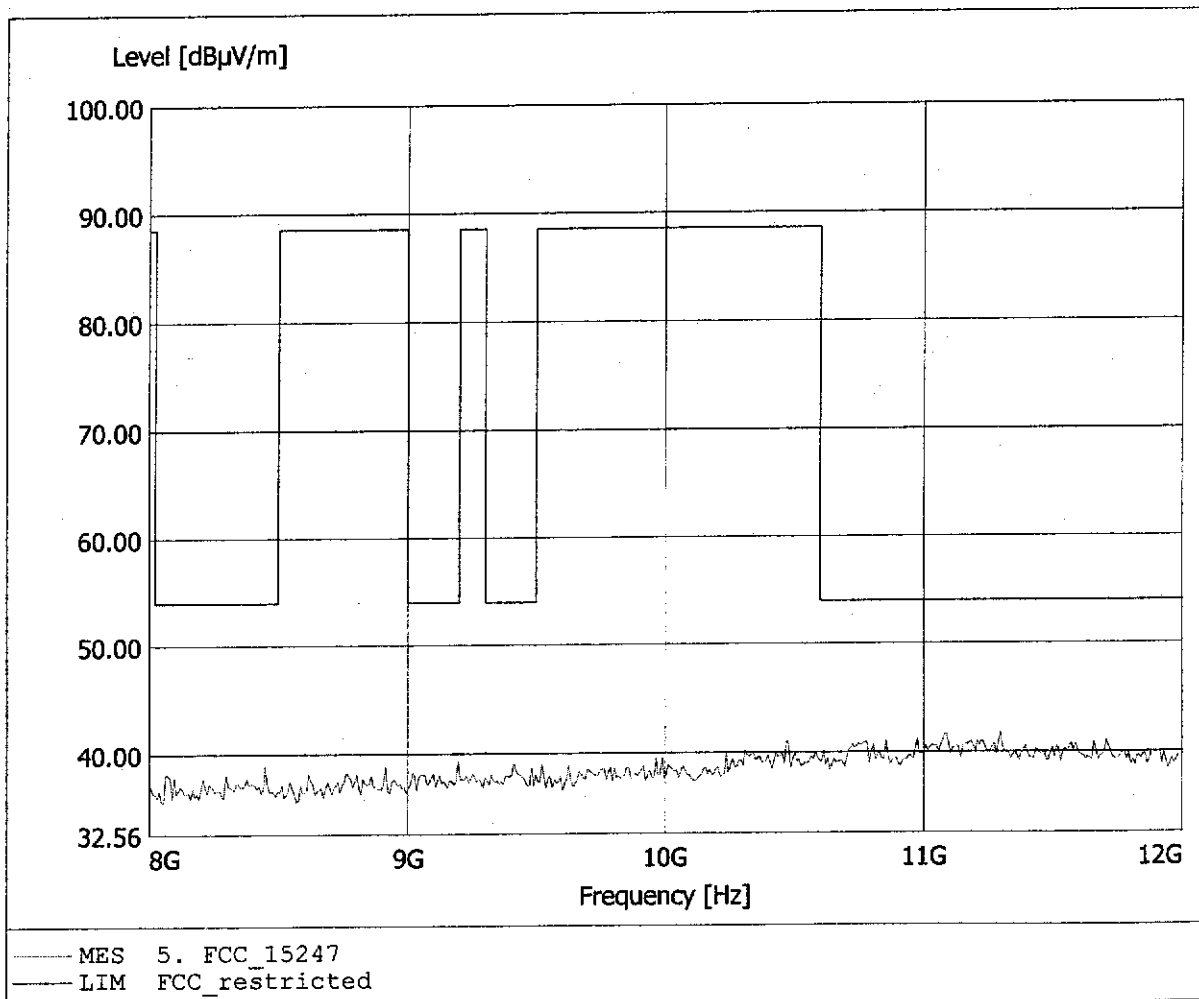
**Spurious emissions Field Strength
FCC RULES PART 15, SUBPART C**

EUT: 2,4 GHz digital intercom System / Ch 0 Tx Ant 2
Model: BASE 6000
Approval Holder: HM Electronics Inc.
Operating Condition: Tnom: 23°C / Unom : 16 V AC and AC/AC - Adapter
Test Site / Operator: ETS / Mr. Pudell
Test Specification: according to S15.247, peak detector
Comment 1: Dist.: 3m, Ant.: BBHA2190D, ampl.+HP.
Comment 2: Freq: 7.992GHz, Emax: 37.06dBµV/m, RBW: 1MHz



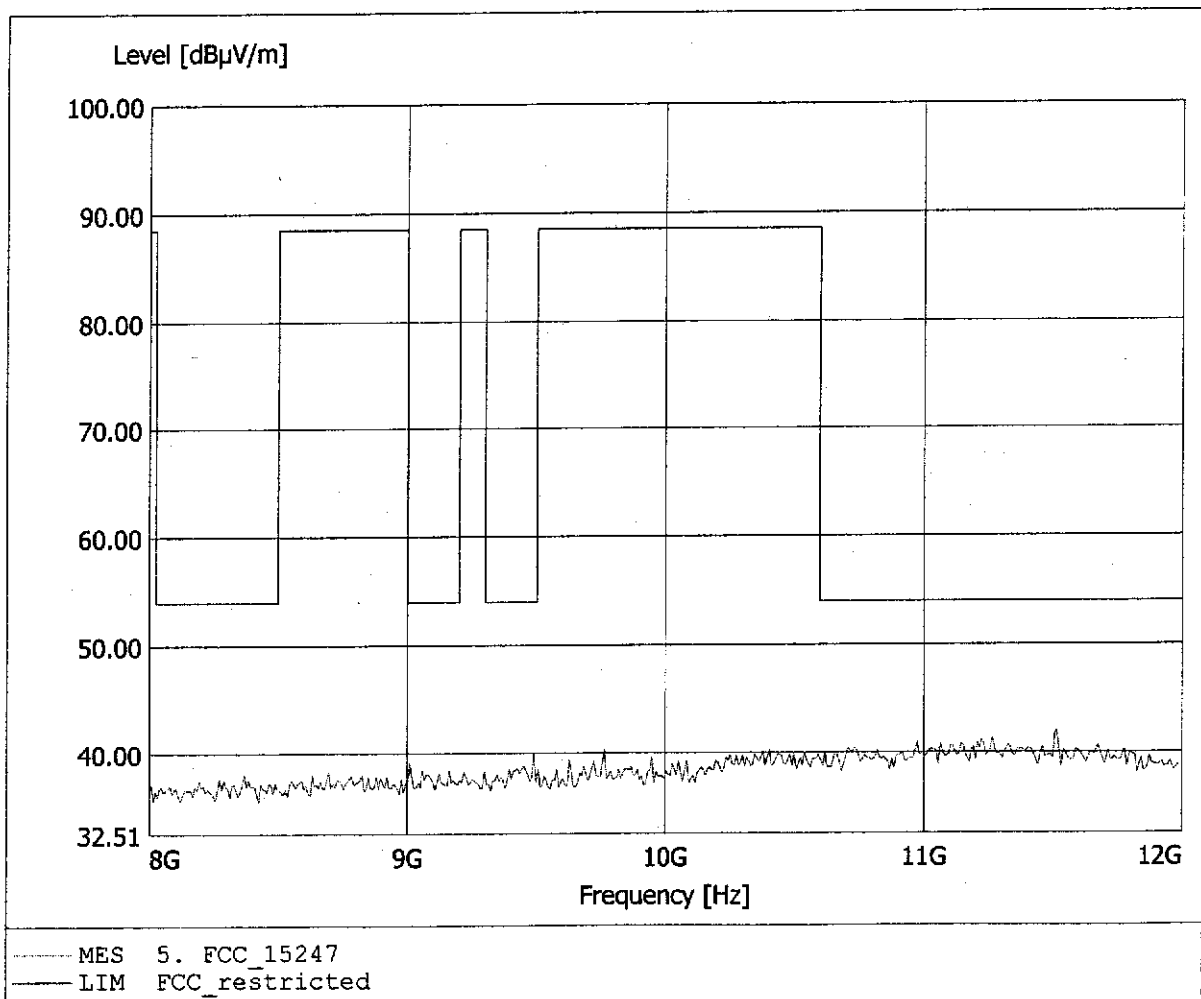
**Spurious emissions Field Strength
FCC RULES PART 15, SUBPART C**

EUT: 2,4 GHz digital intercom System / Ch 0 Tx Ant 2
Model: BASE 6000
Approval Holder: HM Electronics Inc.
Operating Condition: Tnom: 23°C / Unom : 16 V AC and AC/AC - Adapter
Test Site / Operator: ETS / Mr. Pudell
Test Specification: according to §15.247, peak detector
Comment 1: Dist.: 3m, Ant.: BBHA2190D, ampl.+HP.
Comment 2: Freq: 11.295GHz, Emax: 41.74dBµV/m, RBW: 1MHz



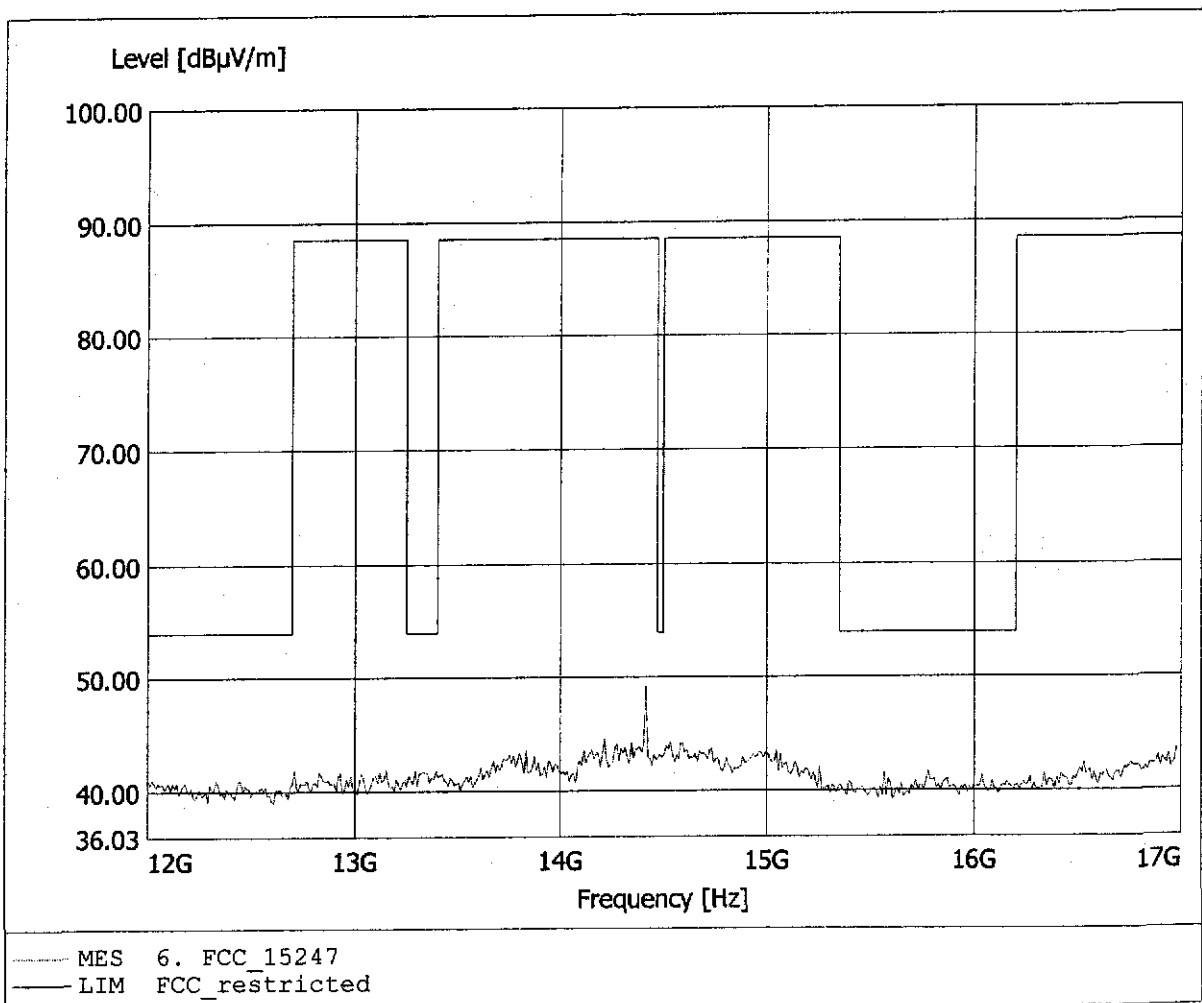
**Spurious emissions Field Strength
FCC RULES PART 15, SUBPART C**

EUT: 2,4 GHz digital intercom System / Ch 0 Tx Ant 2
Model: BASE 6000
Approval Holder: HM Electronics Inc.
Operating Condition: Tnom: 23°C / Unom : 16 V AC and AC/AC - Adapter
Test Site / Operator: ETS / Mr. Pudell
Test Specification: according to §15.247, peak detector
Comment 1: Dist.: 3m, Ant.: BBHA2190D, ampl.+HP.
Comment 2: Freq: 11.511GHz, Emax: 41.95dBuV/m, RBW: 1MHz



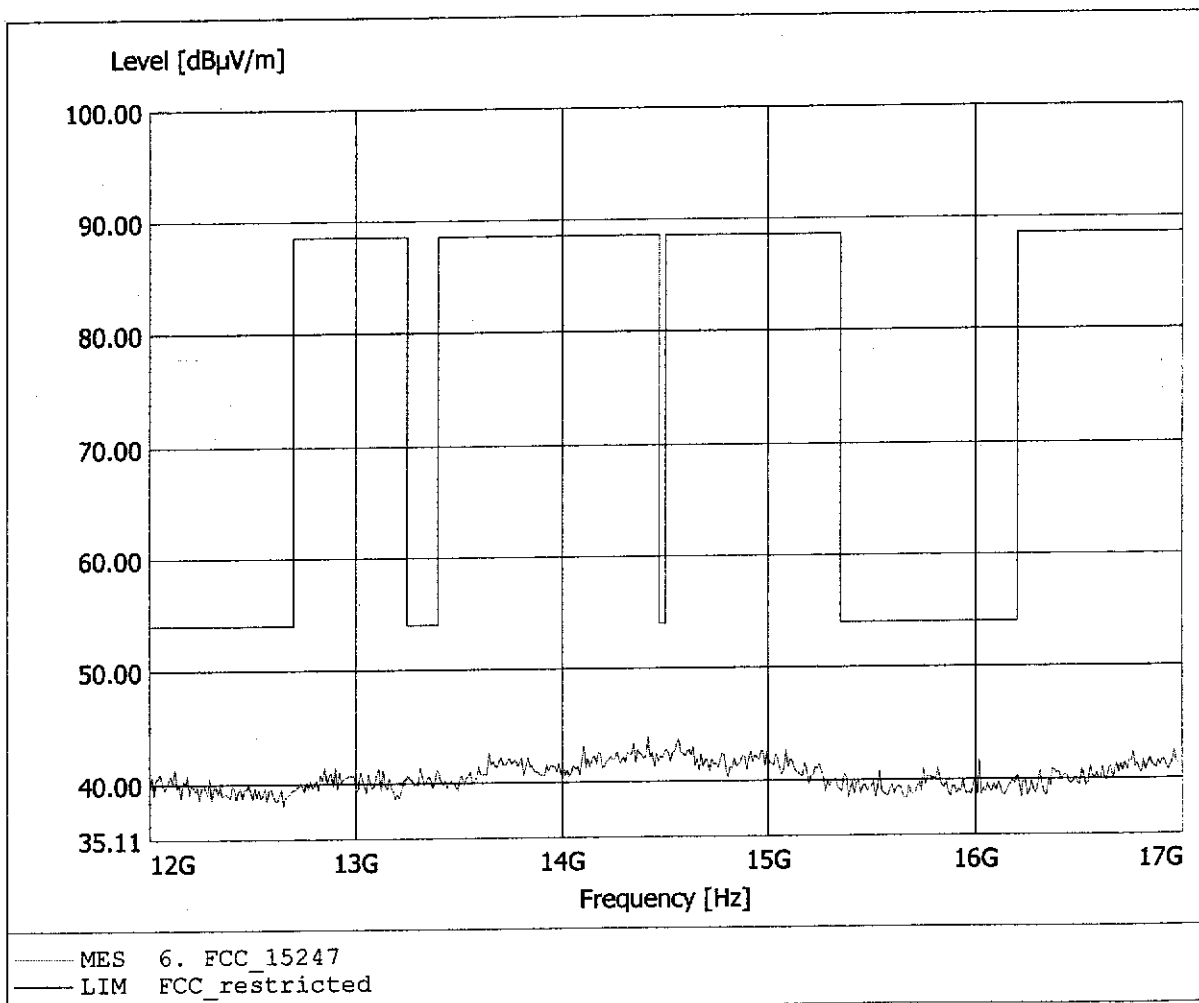
**Spurious emissions Field Strength
FCC RULES PART 15, SUBPART C**

EUT: 2,4 GHz digital intercom System / Ch 0 Tx Ant 2
Model: BASE 6000
Approval Holder: HM Electronics Inc.
Operating Condition: Tnom: 23°C / Unom : 16 V AC and AC/AC - Adapter
Test Site / Operator: ETS / Mr. Pudell
Test Specification: according to S15.247, peak detector
Comment 1: Dist.: 3m, Ant.: BBHA2190D, ampl.+HP.
Comment 2: Freq: 14.415GHz, Emax: 49.17dBµV/m, RBW: 1MHz



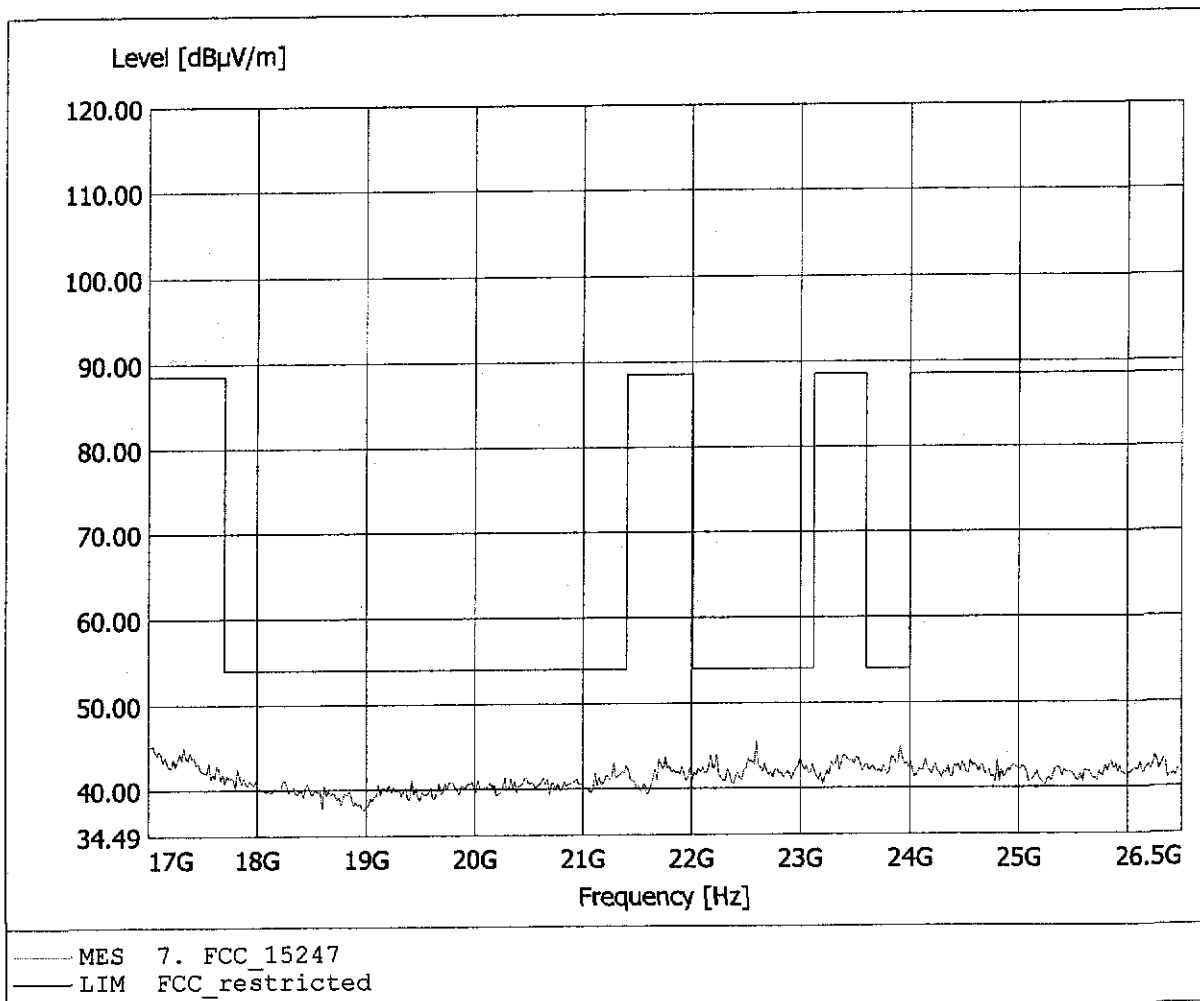
**Spurious emissions Field Strength
FCC RULES PART 15, SUBPART C**

EUT: 2,4 GHz digital intercom System / Ch 0 Tx Ant 2
Model: BASE 6000
Approval Holder: HM Electronics Inc.
Operating Condition: Tnom: 23°C / Unom : 16 V AC and AC/AC - Adapter
Test Site / Operator: ETS / Mr. Pudell
Test Specification: according to §15.247, peak detector
Comment 1: Dist.: 3m, Ant.: BBHA2190D, ampl.+HP.
Comment 2: Freq: 14.415GHz, Emax: 43.94dBµV/m, RBW: 1MHz



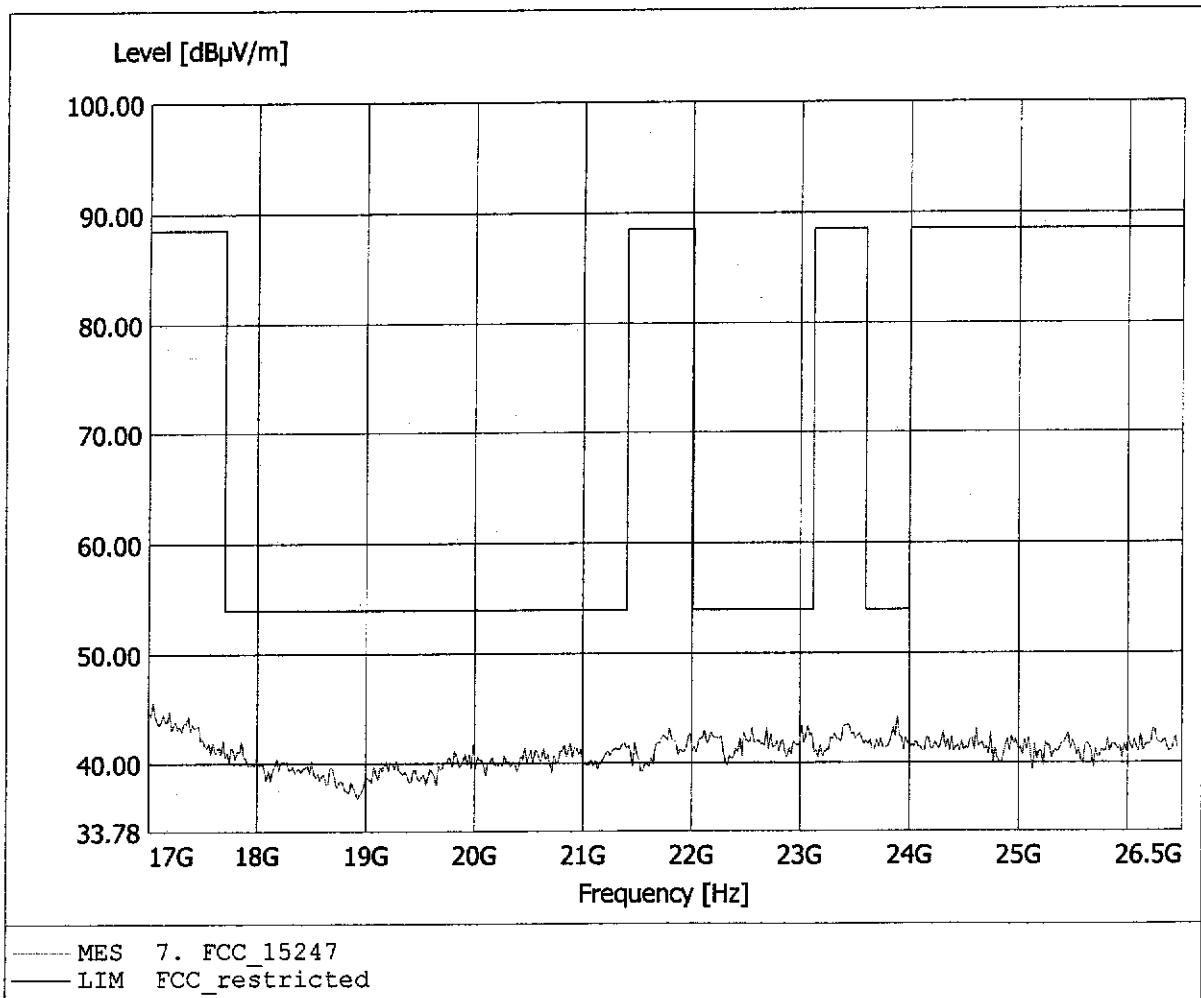
**Spurious emissions Field Strength
FCC RULES PART 15, SUBPART C**

EUT: 2,4 GHz digital intercom System / Ch 0 Tx Ant 2
Model: BASE 6000
Approval Holder: HM Electronics Inc.
Operating Condition: Tnom: 23°C / Unom : 16 V AC and AC/AC - Adapter
Test Site / Operator: ETS / Mr. Pudell
Test Specification: according to §15.247, peak detector
Comment 1: Dist.: 3m, Ant.: HL025, amplif.
Comment 2: Freq: 22.597GHz, Emax: 45.48dBµV/m, RBW: 1MHz



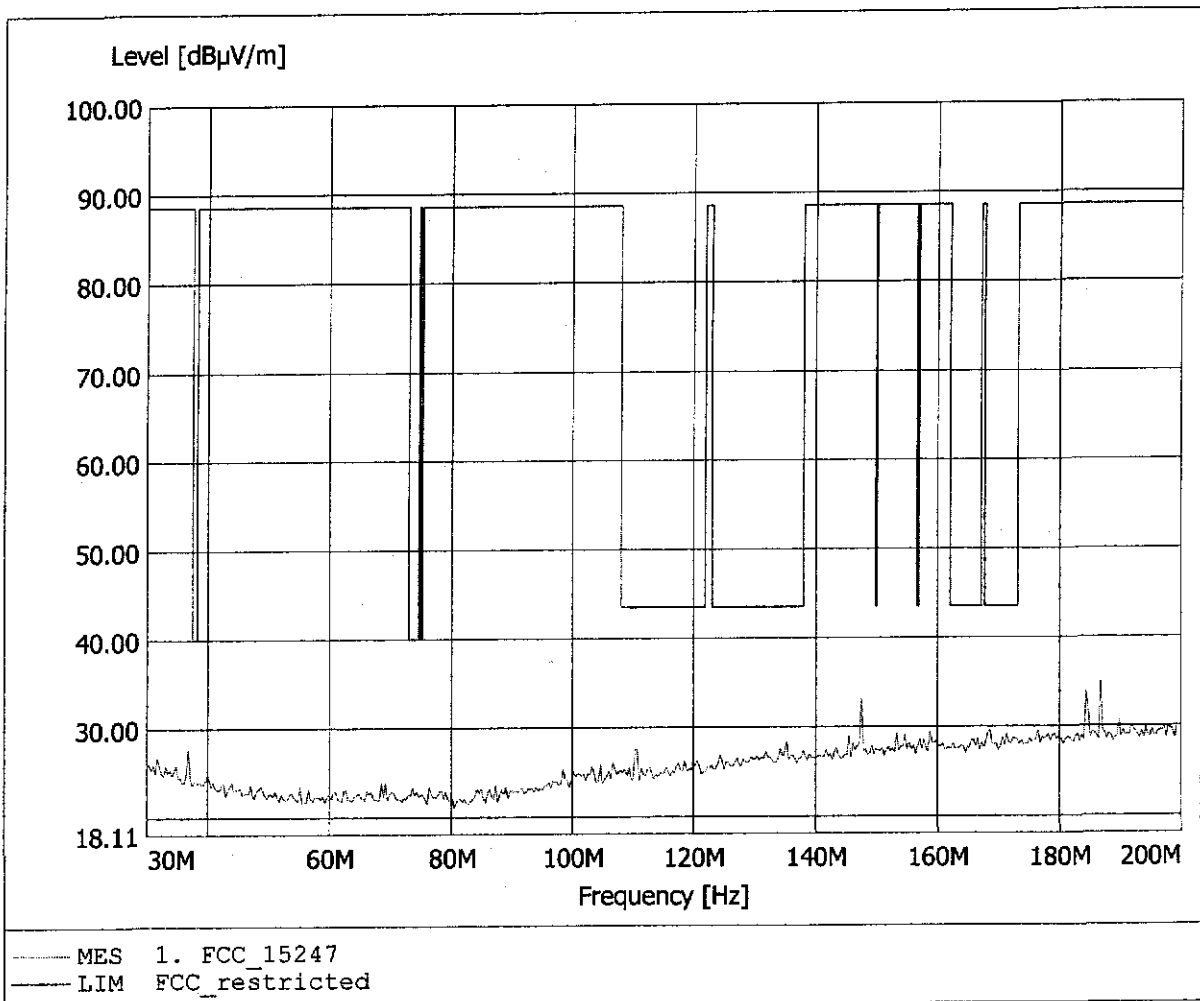
**Spurious emissions Field Strength
FCC RULES PART 15, SUBPART C**

EUT: 2,4 GHz digital intercom System / Ch 0 Tx Ant 2
Model: BASE 6000
Approval Holder: HM Electronics Inc.
Operating Condition: Tnom: 23°C / Unom : 16 V AC and AC/AC - Adapter
Test Site / Operator: ETS / Mr. Pudell
Test Specification: according to S15.247, peak detector
Comment 1: Dist.: 3m, Ant.: HL025, amplif.
Comment 2: Freq: 17.038GHz, Emax: 45.62dBµV/m, RBW: 1MHz



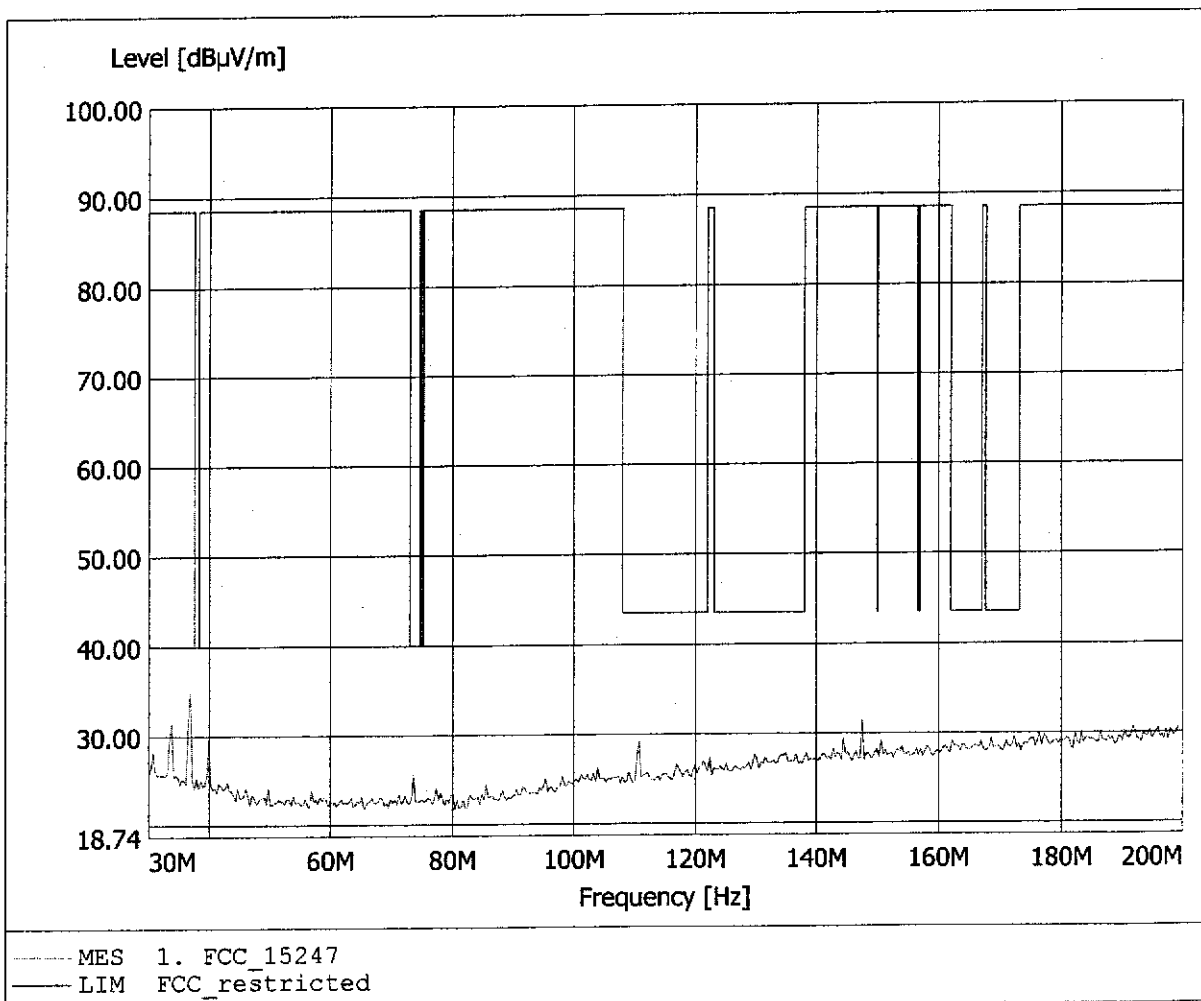
**Spurious emissions Field Strength
FCC RULES PART 15, SUBPART C**

EUT: 2,4 GHz digital intercom System / Ch 23 Tx Ant 2
Model: BASE 6000
Approval Holder: HM Electronics Inc.
Operating Condition: Tnom: 23°C / Unom : 16 V AC and AC/AC - Adapter
Test Site / Operator: ETS / Mr. Pudell
Test Specification: according to §15.247
Comment 1: Dist.: 3m, Ant.: HK 116
Comment 2: Freq: 186.713MHz, Emax: 34.92dBµV/m, RBW: 100kHz



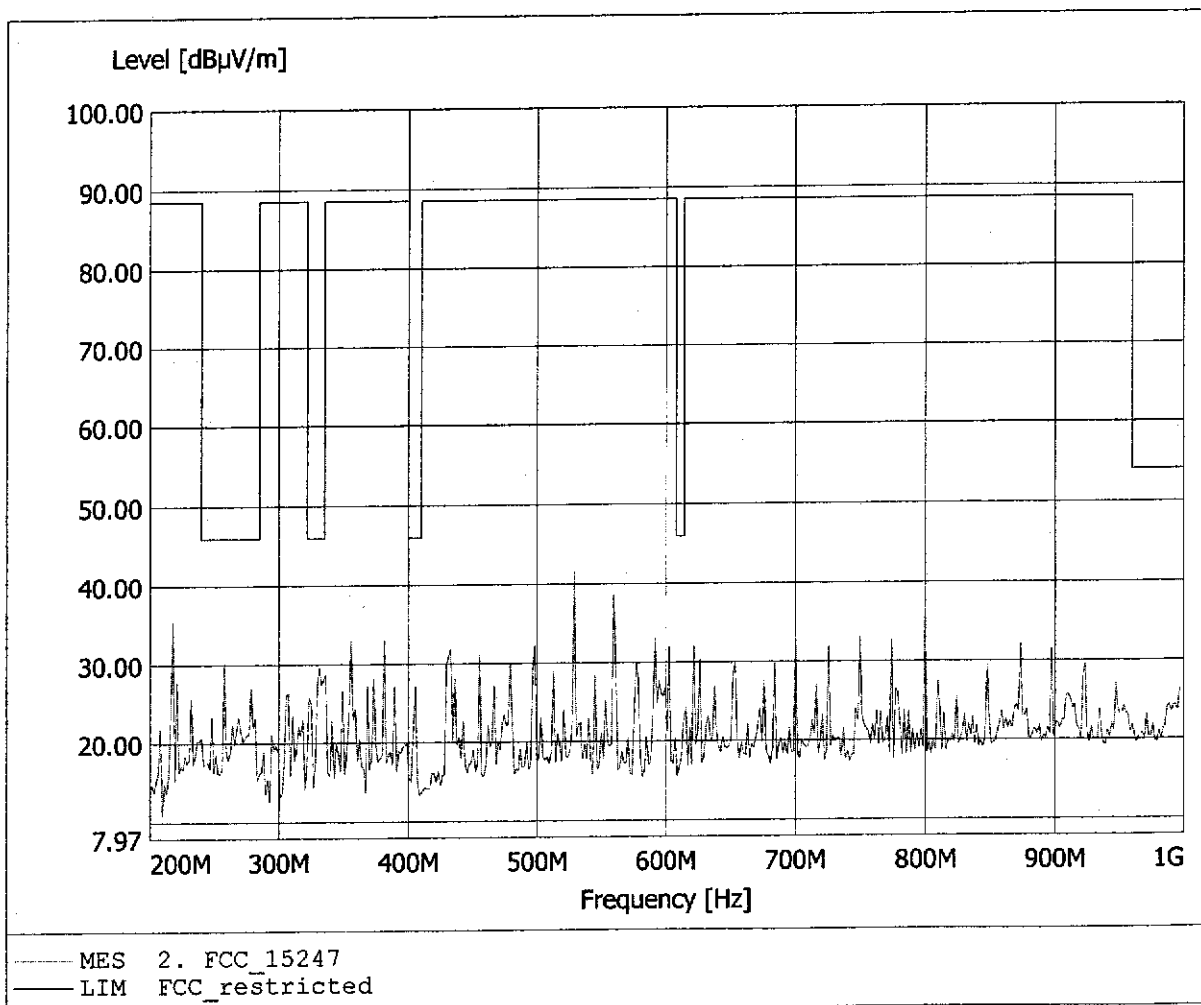
**Spurious emissions Field Strength
FCC RULES PART 15, SUBPART C**

EUT: 2,4 GHz digital intercom System / Ch 23 Tx Ant 2
Model: BASE 6000
Approval Holder: HM Electronics Inc.
Operating Condition: Tnom: 23°C / Unom : 16 V AC and AC/AC - Adapter
Test Site / Operator: ETS / Mr. Pudell
Test Specification: according to §15.247
Comment 1: Dist.: 3m, Ant.: HK 116
Comment 2: Freq: 36.814MHz, Emax: 34.93dBµV/m, RBW: 100kHz



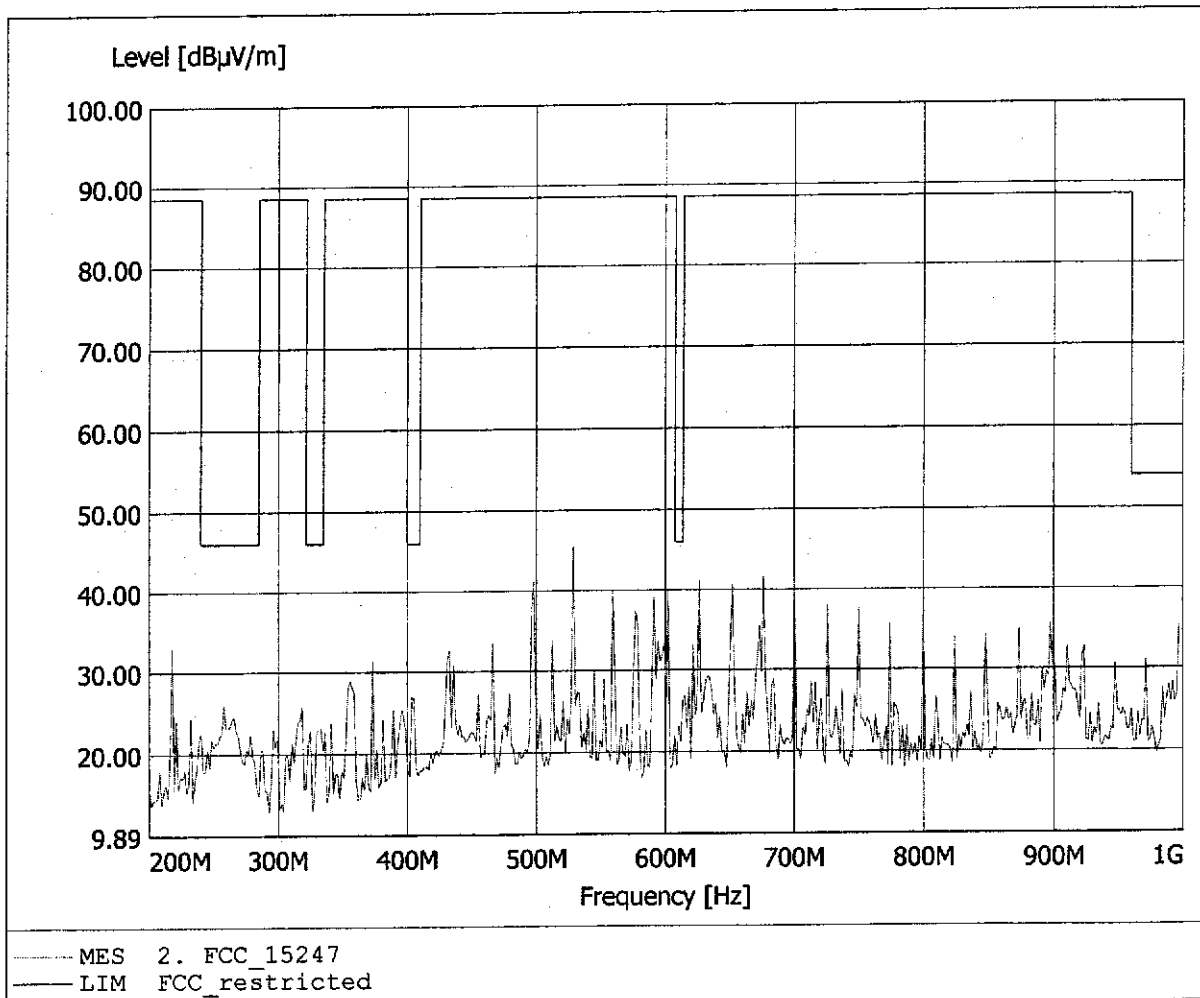
**Spurious emissions Field Strength
FCC RULES PART 15, SUBPART C**

EUT: 2,4 GHz digital intercom System / Ch 23 Tx Ant 2
Model: BASE 6000
Approval Holder: HM Electronics Inc.
Operating Condition: Tnom: 23°C / Unom : 16 V AC and AC/AC - Adapter
Test Site / Operator: ETS / Mr. Pudell
Test Specification: according to §15.247
Comment 1: Dist.: 3m, Ant.: HL 223, amplif.
Comment 2: Freq: 528.657MHz, Emax: 41.55dBµV/m, RBW: 100kHz



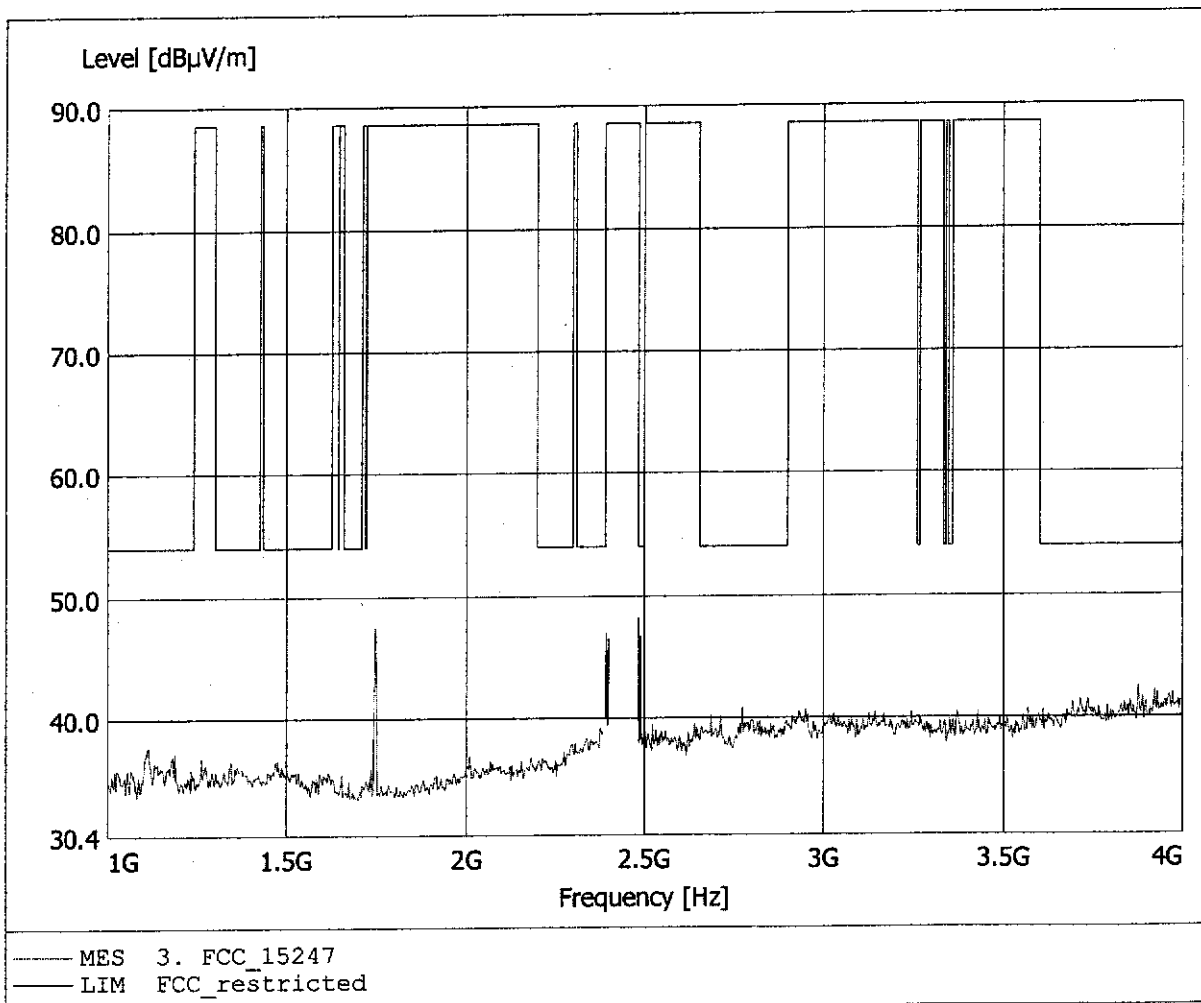
**Spurious emissions Field Strength
FCC RULES PART 15, SUBPART C**

EUT: 2,4 GHz digital intercom System / Ch 23 Tx Ant 2
Model: BASE 6000
Approval Holder: HM Electronics Inc.
Operating Condition: Tnom: 23°C / Unom : 16 V AC and AC/AC - Adapter
Test Site / Operator: ETS / Mr. Pudell
Test Specification: according to S15.247
Comment 1: Dist.: 3m, Ant.: HL 223, amplif.
Comment 2: Freq: 528.657MHz, Emax: 45.41dB μ V/m, RBW: 100kHz



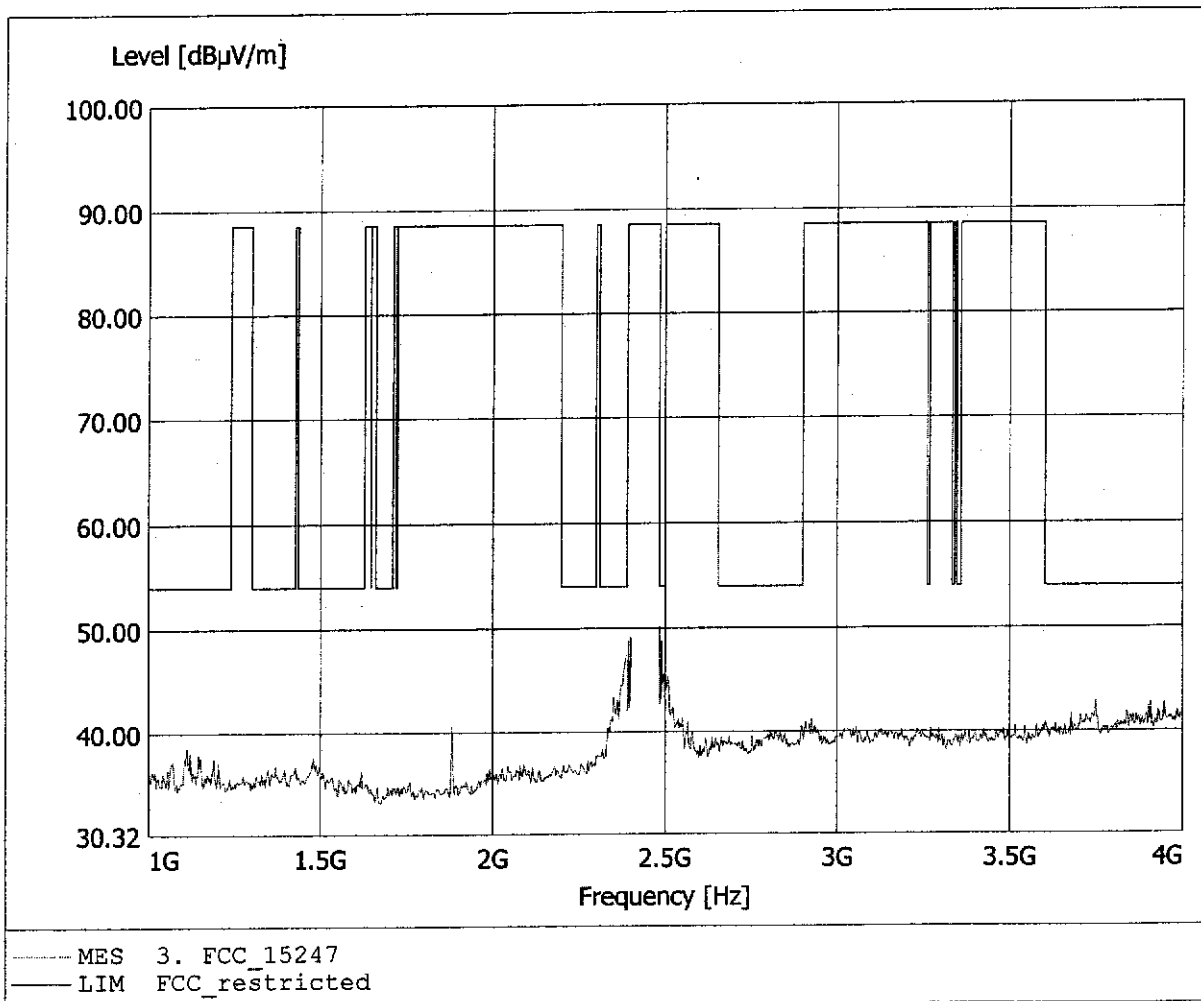
**Spurious emissions Field Strength
FCC RULES PART 15, SUBPART C**

EUT: 2,4 GHz digital intercom System / Ch 23 Tx Ant 2
Model: BASE 6000
Approval Holder: HM Electronics Inc.
Operating Condition: Tnom: 23°C / Unom : 16 V AC and AC/AC - Adapter
Test Site / Operator: ETS / Mr. Pudell
Test Specification: according to §15.247, peak detector
Comment 1: Dist.: 3m, Ant.: BBHA2190D, amplif.
Comment 2: Freq: 2.484GHz, Emax: 48.21dBµV/m, RBW: 1MHz



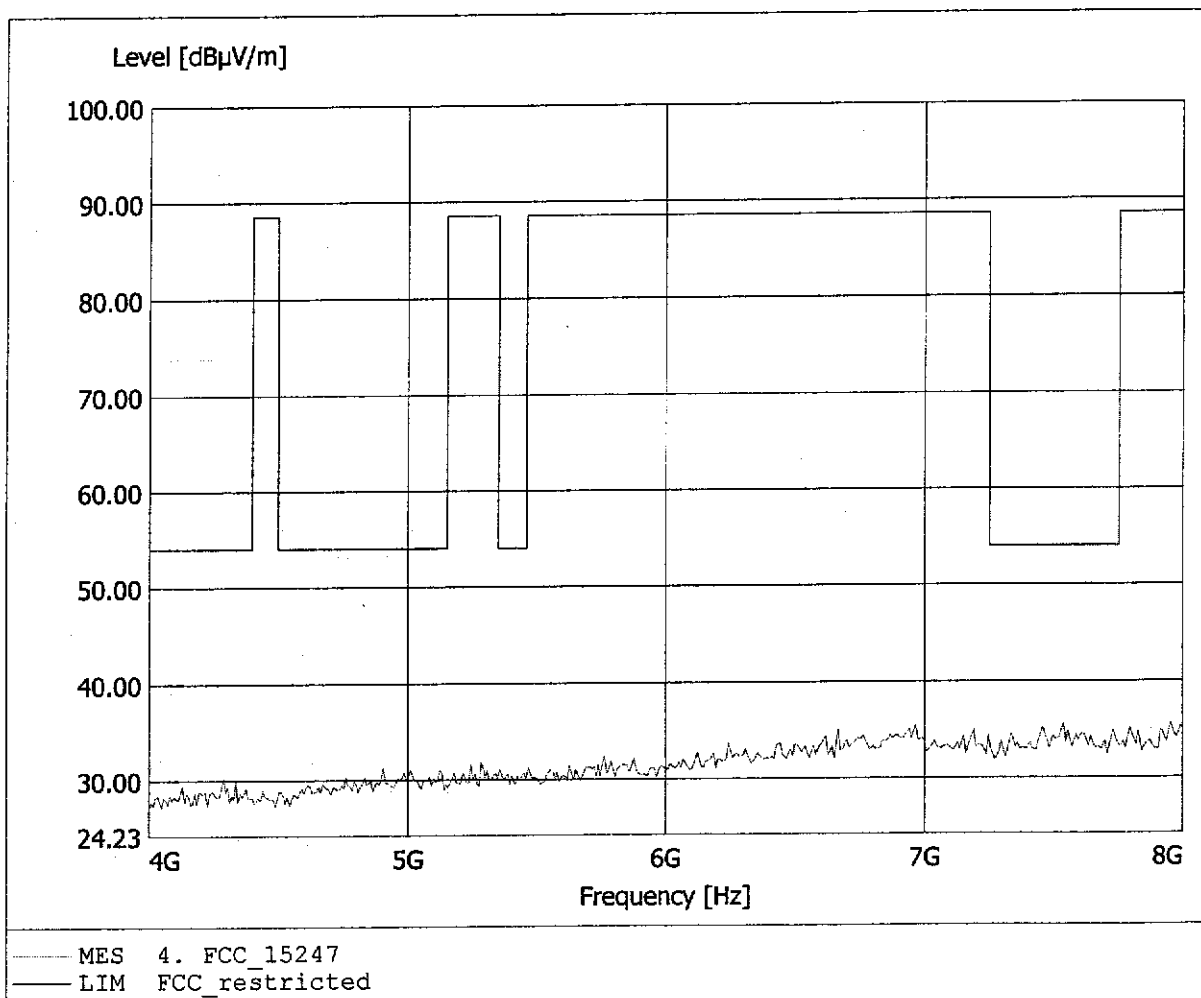
**Spurious emissions Field Strength
FCC RULES PART 15, SUBPART C**

EUT: 2,4 GHz digital intercom System / Ch 23 Tx Ant 2
Model: BASE 6000
Approval Holder: HM Electronics Inc.
Operating Condition: Tnom: 23°C / Unom : 16 V AC and AC/AC - Adapter
Test Site / Operator: ETS / Mr. Pudell
Test Specification: according to §15.247, peak detector
Comment 1: Dist.: 3m, Ant.: BBHA2190D, amplif.
Comment 2: Freq: 2.484GHz, Emax: 50.14dBµV/m, RBW: 1MHz



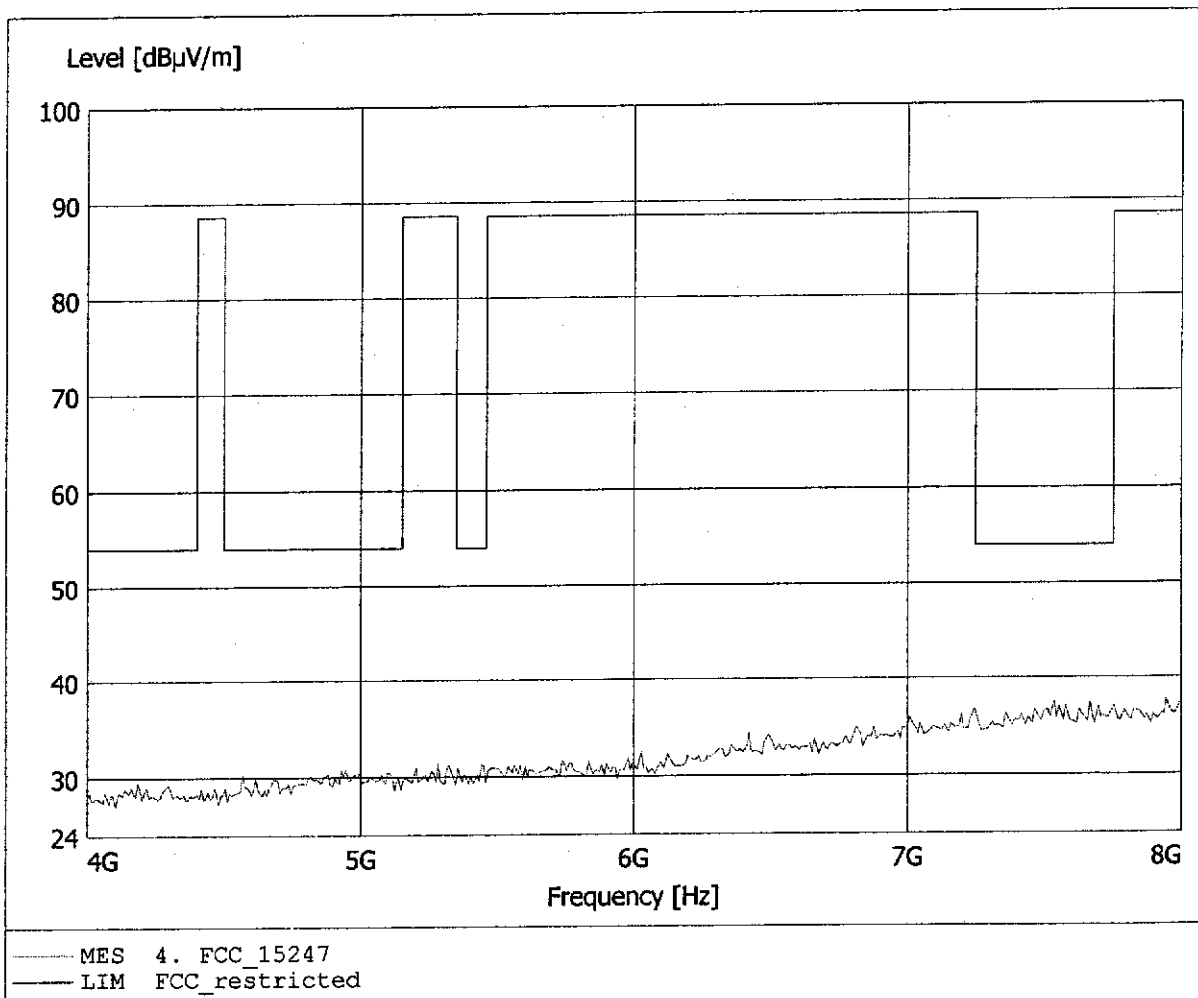
**Spurious emissions Field Strength
FCC RULES PART 15, SUBPART C**

EUT: 2,4 GHz digital intercom System / Ch 23 Tx Ant 2
Model: BASE 6000
Approval Holder: HM Electronics Inc.
Operating Condition: Tnom: 23°C / Unom : 16 V AC and AC/AC - Adapter
Test Site / Operator: ETS / Mr. Pudell
Test Specification: according to §15.247, peak detector
Comment 1: Dist.: 3m, Ant.: BBHA2190D, ampl.+HP.
Comment 2: Freq: 7.535GHz, Emax: 35.65dBµV/m, RBW: 1MHz



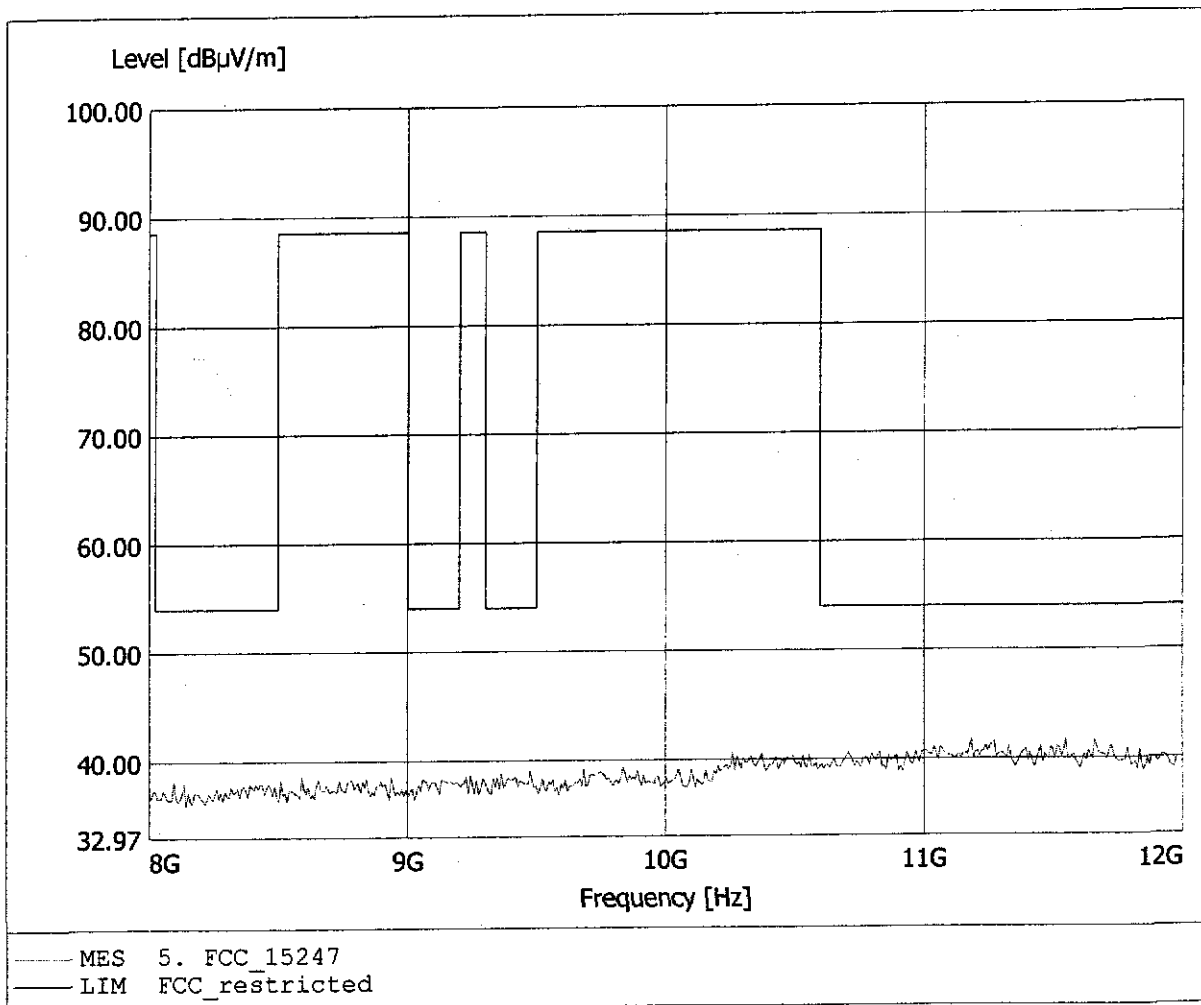
**Spurious emissions Field Strength
FCC RULES PART 15, SUBPART C**

EUT: 2,4 GHz digital intercom System / Ch 23 Tx Ant 2
Model: BASE 6000
Approval Holder: HM Electronics Inc.
Operating Condition: Tnom: 23°C / Unom : 16 V AC and AC/AC - Adapter
Test Site / Operator: ETS / Mr. Pudell
Test Specification: according to §15.247, peak detector
Comment 1: Dist.: 3m, Ant.: BBHA2190D, ampl.+HP.
Comment 2: Freq: 7.944GHz, Emax: 37.63dBµV/m, RBW: 1MHz



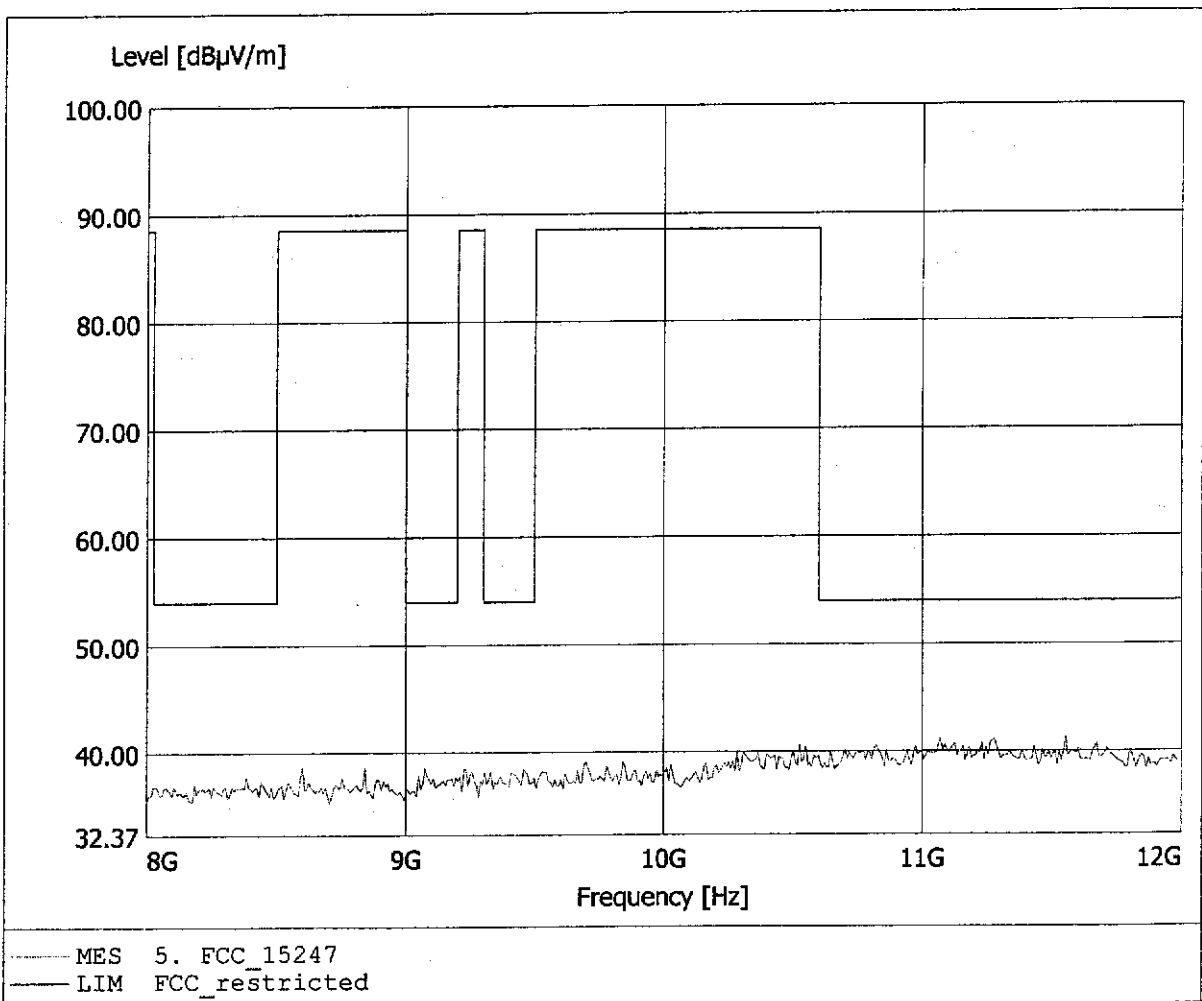
**Spurious emissions Field Strength
FCC RULES PART 15, SUBPART C**

EUT: 2,4 GHz digital intercom System / Ch 23 Tx Ant 2
Model: BASE 6000
Approval Holder: HM Electronics Inc.
Operating Condition: Tnom: 23°C / Unom : 16 V AC and AC/AC - Adapter
Test Site / Operator: ETS / Mr. Pudell
Test Specification: according to §15.247, peak detector
Comment 1: Dist.: 3m, Ant.: BBHA2190D, ampl.+HP.
Comment 2: Freq: 11.182GHz, Emax: 41.76dBuV/m, RBW: 1MHz



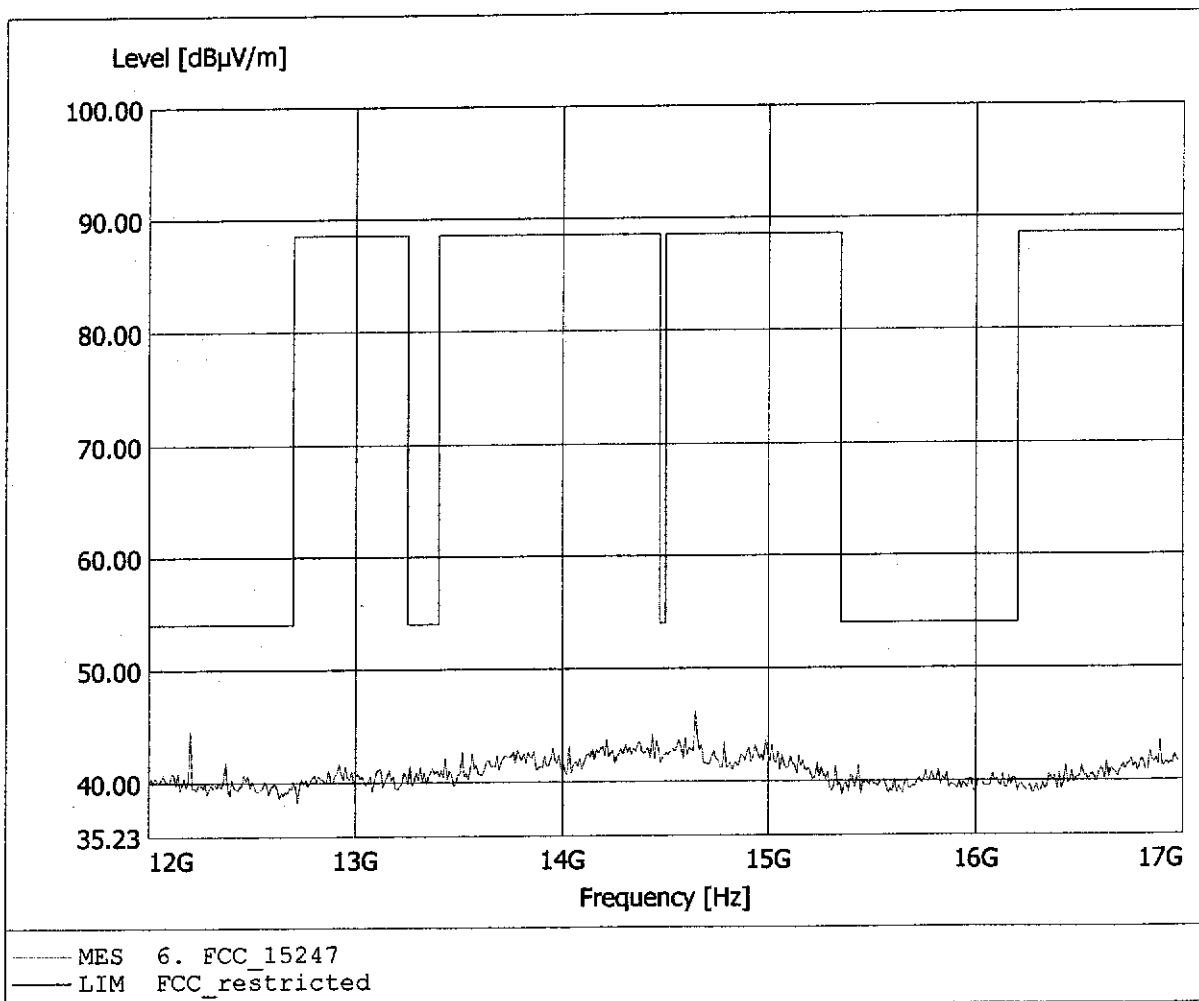
**Spurious emissions Field Strength
FCC RULES PART 15, SUBPART C**

EUT: 2,4 GHz digital intercom System / Ch 23 Tx Ant 2
Model: BASE 6000
Approval Holder: HM Electronics Inc.
Operating Condition: Tnom: 23°C / Unom : 16 V AC and AC/AC - Adapter
Test Site / Operator: ETS / Mr. Pudell
Test Specification: according to §15.247, peak detector
Comment 1: Dist.: 3m, Ant.: BBHA2190D, ampl.+HP.
Comment 2: Freq: 11.551GHz, Emax: 41.33dBµV/m, RBW: 1MHz



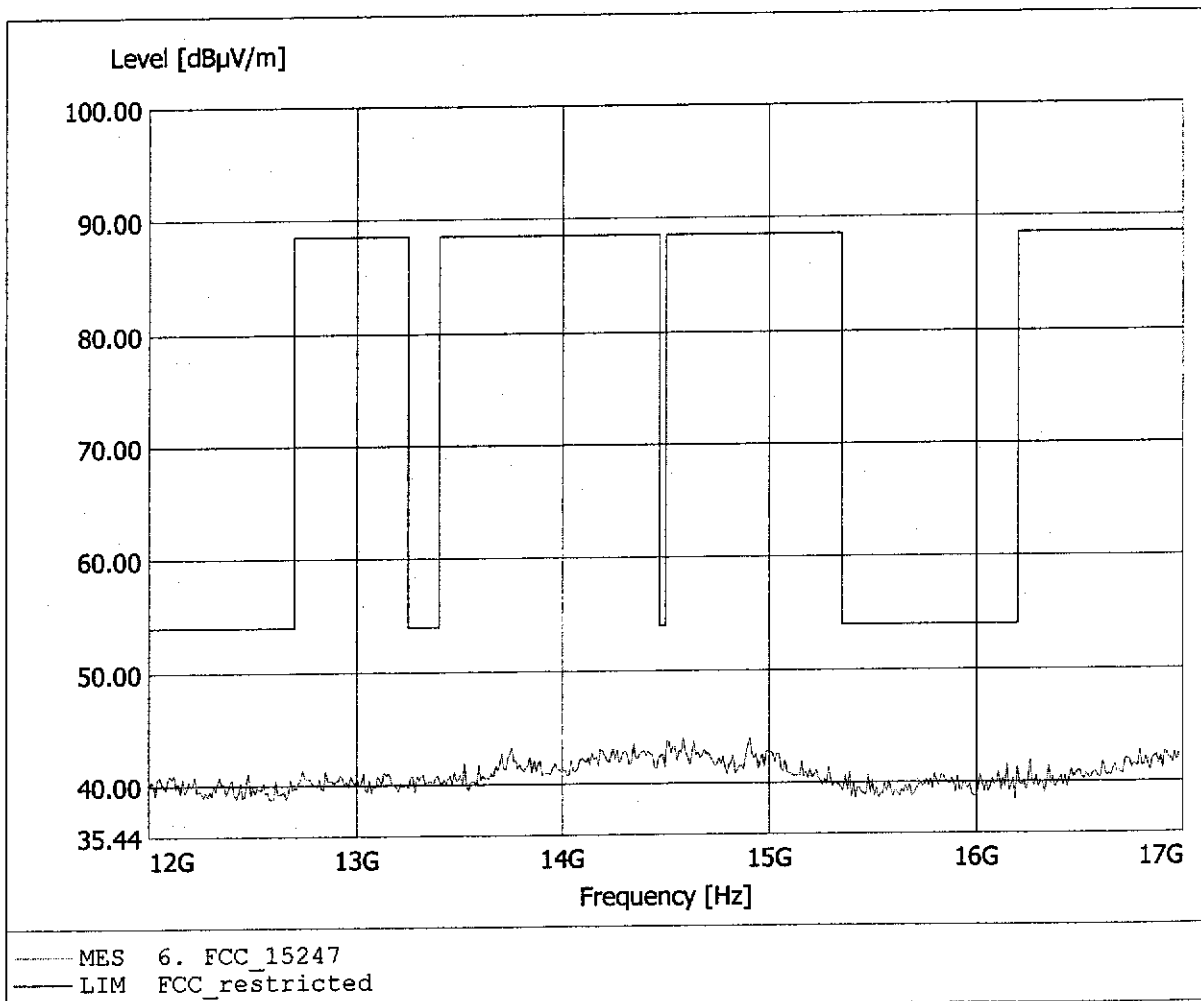
**Spurious emissions Field Strength
FCC RULES PART 15, SUBPART C**

EUT: 2,4 GHz digital intercom System / Ch 23 Tx Ant 2
Model: BASE 6000
Approval Holder: HM Electronics Inc.
Operating Condition: Tnom: 23°C / Unom : 16 V AC and AC/AC - Adapter
Test Site / Operator: ETS / Mr. Pudell
Test Specification: according to §15.247, peak detector
Comment 1: Dist.: 3m, Ant.: BBHA2190D, ampl.+HP.
Comment 2: Freq: 14.645GHz, Emax: 46.22dBµV/m, RBW: 1MHz



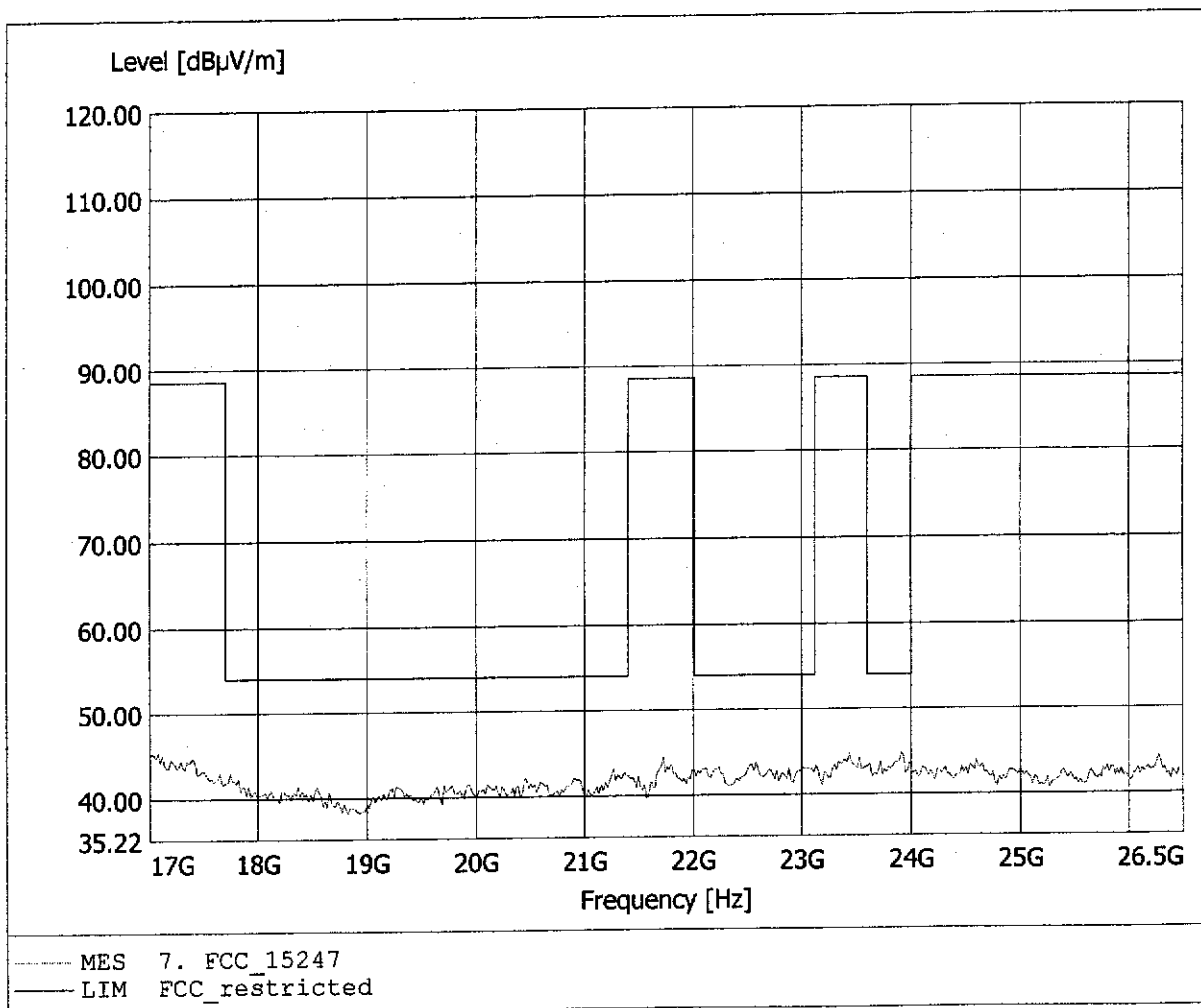
**Spurious emissions Field Strength
FCC RULES PART 15, SUBPART C**

EUT: 2,4 GHz digital intercom System / Ch 23 Tx Ant 2
Model: BASE 6000
Approval Holder: HM Electronics Inc.
Operating Condition: Tnom: 23°C / Unom : 16 V AC and AC/AC - Adapter
Test Site / Operator: ETS / Mr. Pudell
Test Specification: according to §15.247, peak detector
Comment 1: Dist.: 3m, Ant.: BBHA2190D, ampl.+HP.
Comment 2: Freq: 14.585GHz, Emax: 44.06dBµV/m, RBW: 1MHz



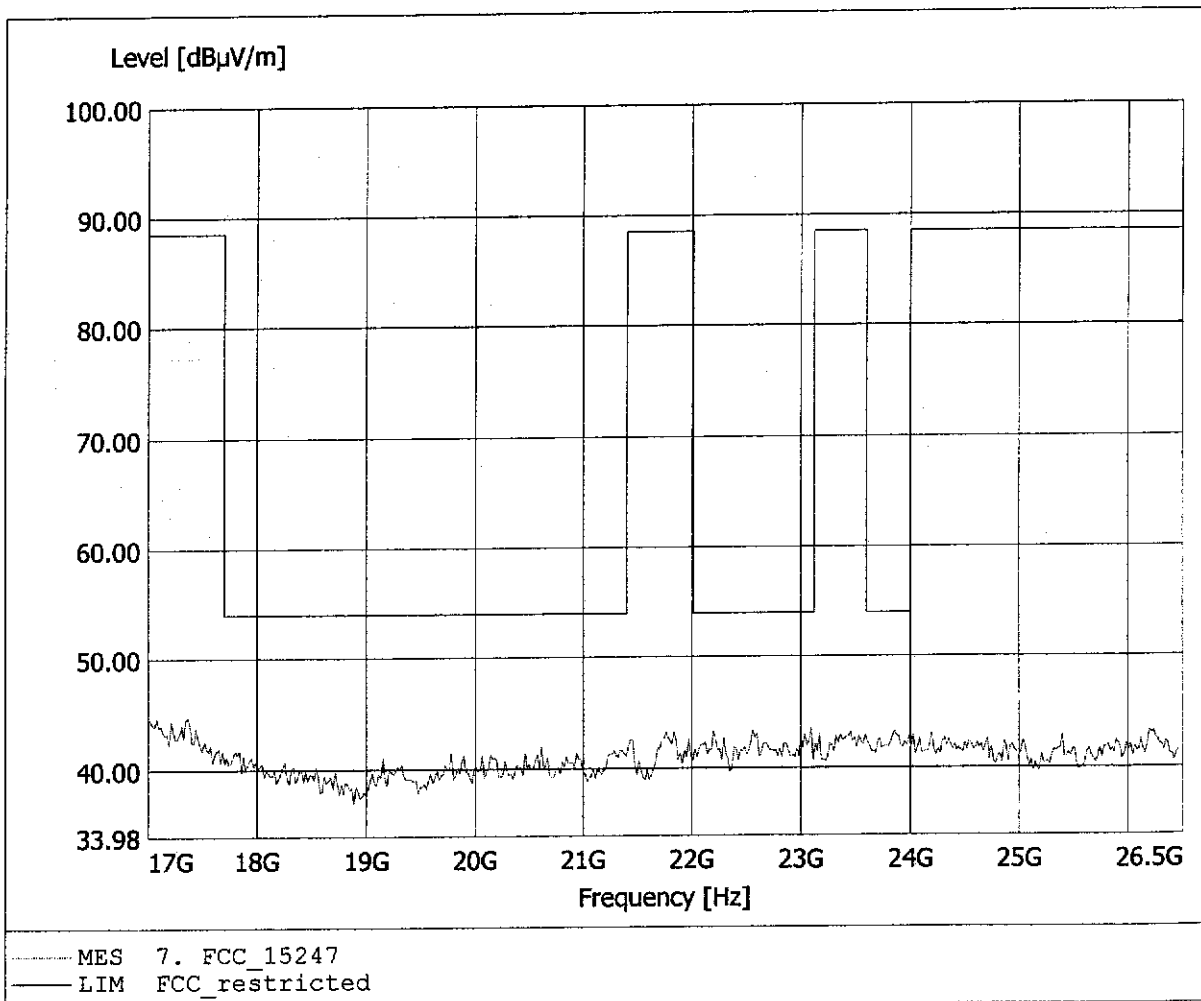
Spurious emissions Field Strength
FCC RULES PART 15, SUBPART C

EUT: 2,4 GHz digital intercom System / Ch 23 Tx Ant 2
Model: BASE 6000
Approval Holder: HM Electronics Inc.
Operating Condition: Tnom: 23°C / Unom : 16 V AC and AC/AC - Adapter
Test Site / Operator: ETS / Mr. Pudell
Test Specification: according to S15.247, peak detector
Comment 1: Dist.: 3m, Ant.: HL025, amplif.
Comment 2: Freq: 17.076GHz, Emax: 45.39dB μ V/m, RBW: 1MHz



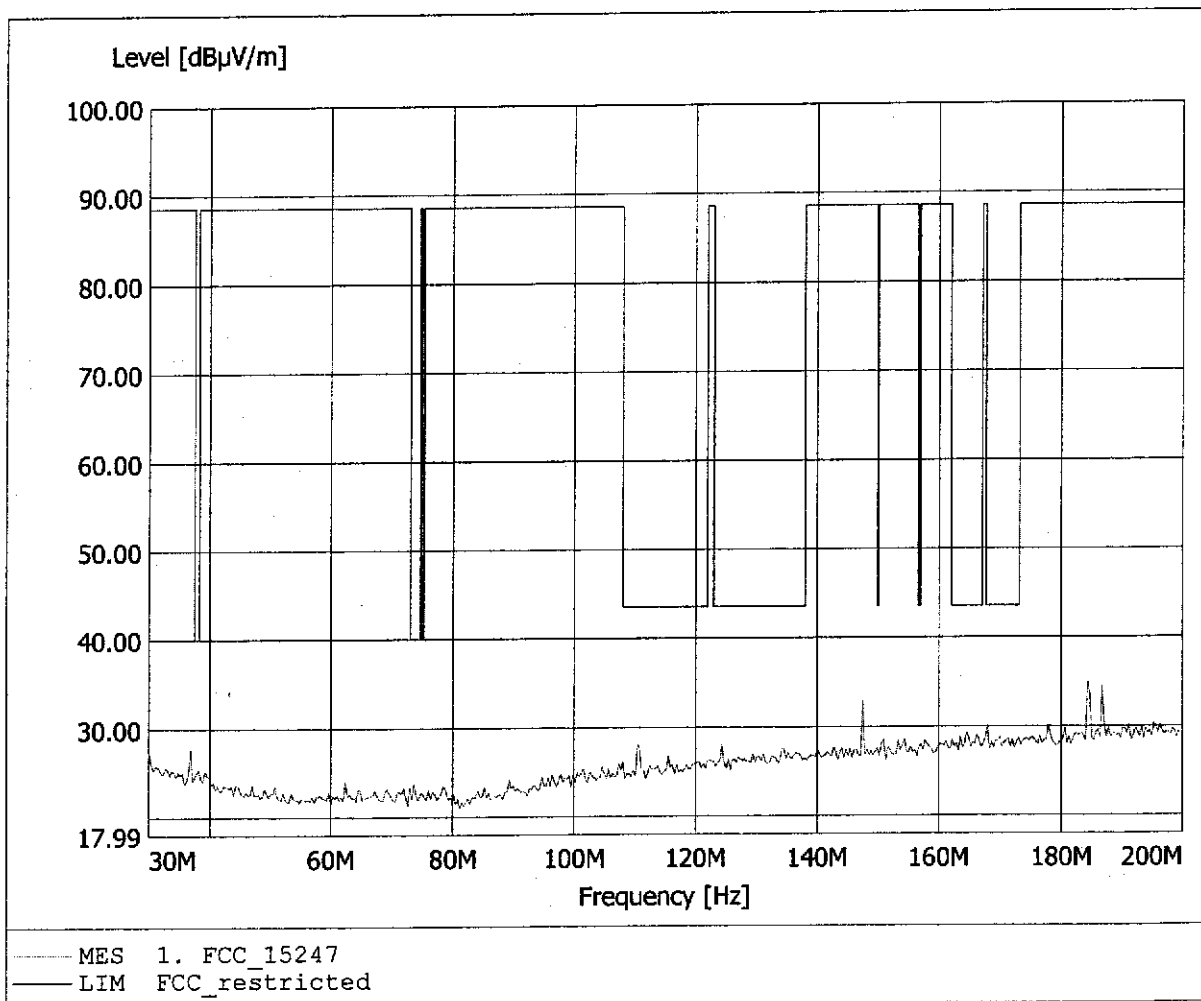
**Spurious emissions Field Strength
FCC RULES PART 15, SUBPART C**

EUT: 2,4 GHz digital intercom System / Ch 23 Tx Ant 2
Model: BASE 6000
Approval Holder: HM Electronics Inc.
Operating Condition: Tnom: 23°C / Unom : 16 V AC and AC/AC - Adapter
Test Site / Operator: ETS / Mr. Pudell
Test Specification: according to §15.247, peak detector
Comment 1: Dist.: 3m, Ant.: HL025, amplif.
Comment 2: Freq: 17.362GHz, Emax: 44.69dBµV/m, RBW: 1MHz



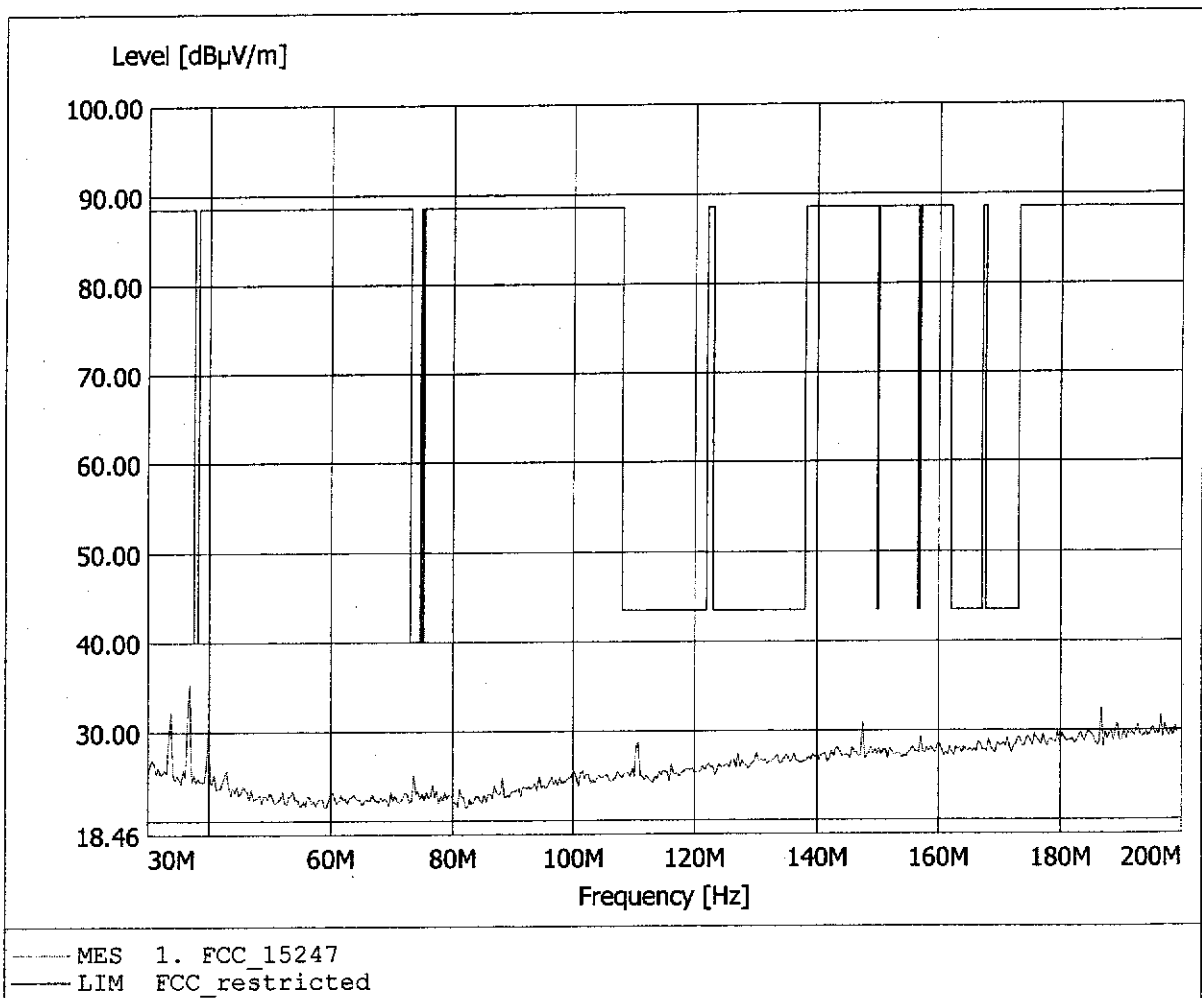
**Spurious emissions Field Strength
FCC RULES PART 15, SUBPART C**

EUT: 2,4 GHz digital intercom System / Ch 46 Tx Ant 2
Model: BASE 6000
Approval Holder: HM Electronics Inc.
Operating Condition: Tnom: 23°C / Unom : 16 V AC and AC/AC - Adapter
Test Site / Operator: ETS / Mr. Pudell
Test Specification: according to §15.247
Comment 1: Dist.: 3m, Ant.: HK 116
Comment 2: Freq: 184.329MHz, Emax: 34.84dBµV/m, RBW: 100kHz



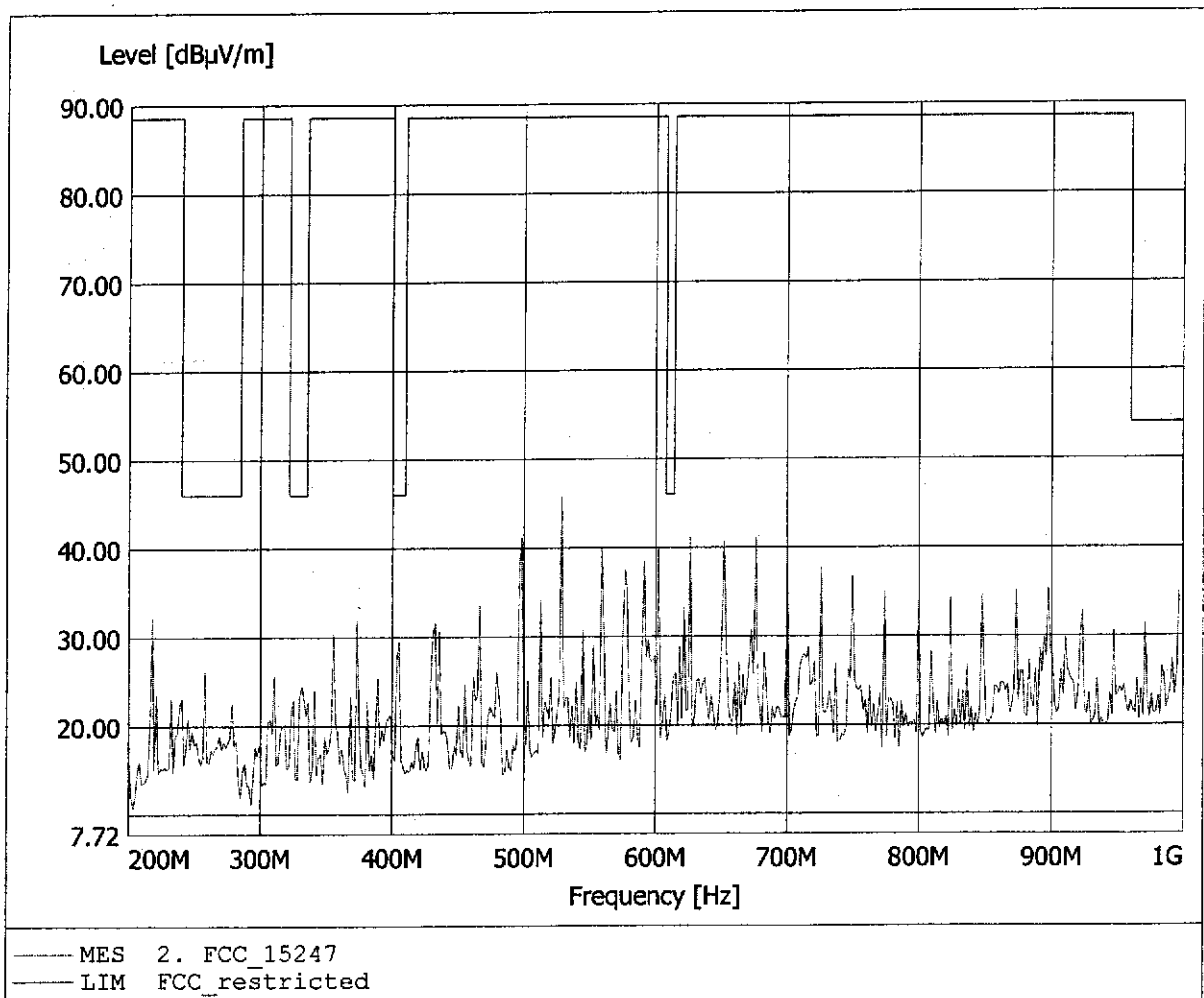
**Spurious emissions Field Strength
FCC RULES PART 15, SUBPART C**

EUT: 2,4 GHz digital intercom System / Ch 46 Tx Ant 2
Model: BASE 6000
Approval Holder: HM Electronics Inc.
Operating Condition: Tnom: 23°C / Unom : 16 V AC and AC/AC - Adapter
Test Site / Operator: ETS / Mr. Pudell
Test Specification: according to §15.247
Comment 1: Dist.: 3m, Ant.: HK 116
Comment 2: Freq: 36.814MHz, Emax: 35.31dBµV/m, RBW: 100kHz



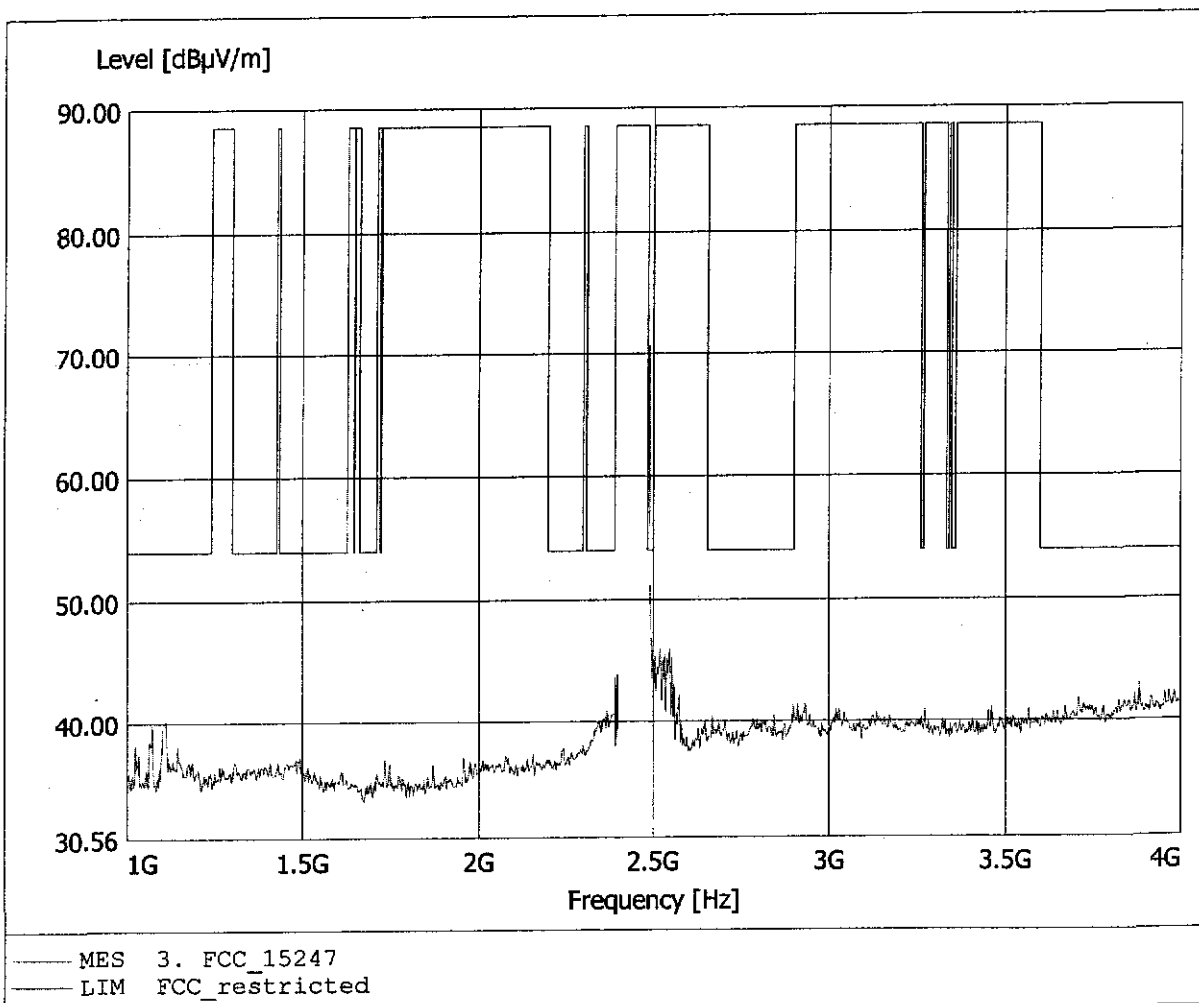
**Spurious emissions Field Strength
FCC RULES PART 15, SUBPART C**

EUT: 2,4 GHz digital intercom System / Ch 46 Tx Ant 2
Model: BASE 6000
Approval Holder: HM Electronics Inc.
Operating Condition: Tnom: 23°C / Unom : 16 V AC and AC/AC - Adapter
Test Site / Operator: ETS / Mr. Pudell
Test Specification: according to §15.247
Comment 1: Dist.: 3m, Ant.: HL 223, amplif.
Comment 2: Freq: 528.657MHz, Emax: 45.78dBμV/m, RBW: 100kHz



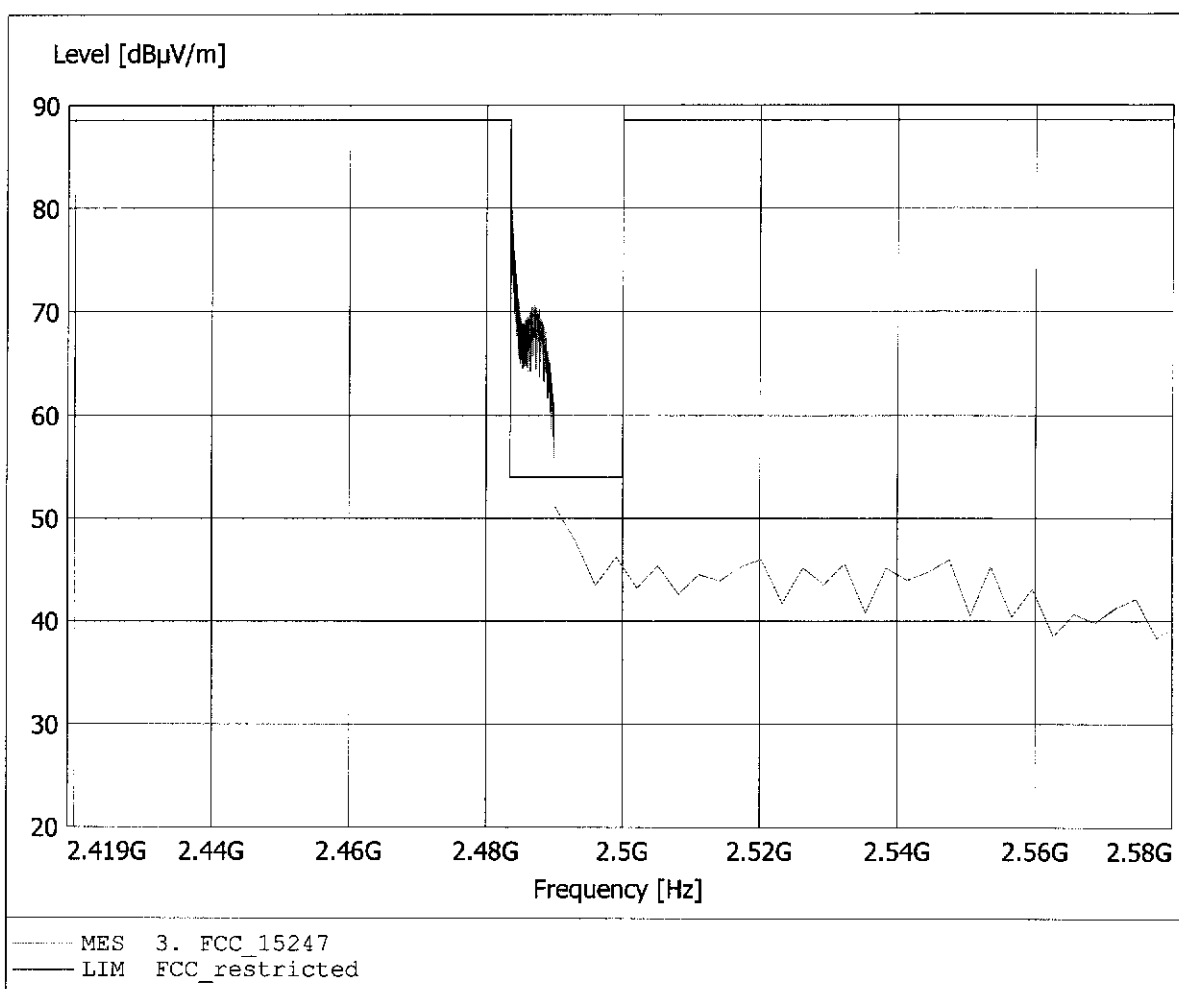
**Spurious emissions Field Strength
FCC RULES PART 15, SUBPART C**

EUT: 2,4 GHz digital intercom System / Ch 46 Tx Ant 2
Model: BASE 6000
Approval Holder: HM Electronics Inc.
Operating Condition: Tnom: 23°C / Unom : 16 V AC and AC/AC - Adapter
Test Site / Operator: ETS / Mr. Pudell
Test Specification: according to §15.247, peak detector
Comment 1: Dist.: 3m, Ant.: BBHA2190D, amplif.
Comment 2: Freq: 2.484GHz, Emax: 81.85dBµV/m, RBW: 1MHz



**Spurious emissions Field Strength
FCC RULES PART 15, SUBPART C**

EUT: 2,4 GHz digital intercom System / Ch 46 Tx Ant 2
Model: BASE 6000
Approval Holder: HM Electronics Inc.
Operating Condition: Tnom: 23°C / Unom : 16 V AC and AC/AC - Adapter
Test Site / Operator: ETS / Mr. Pudell
Test Specification: according to §15.247, peak detector
Comment 1: Dist.: 3m, Ant.: BBHA2190D, amplif.
Comment 2: Freq: 2.484GHz, Emax: 81.85dBµV/m, RBW: 1MHz



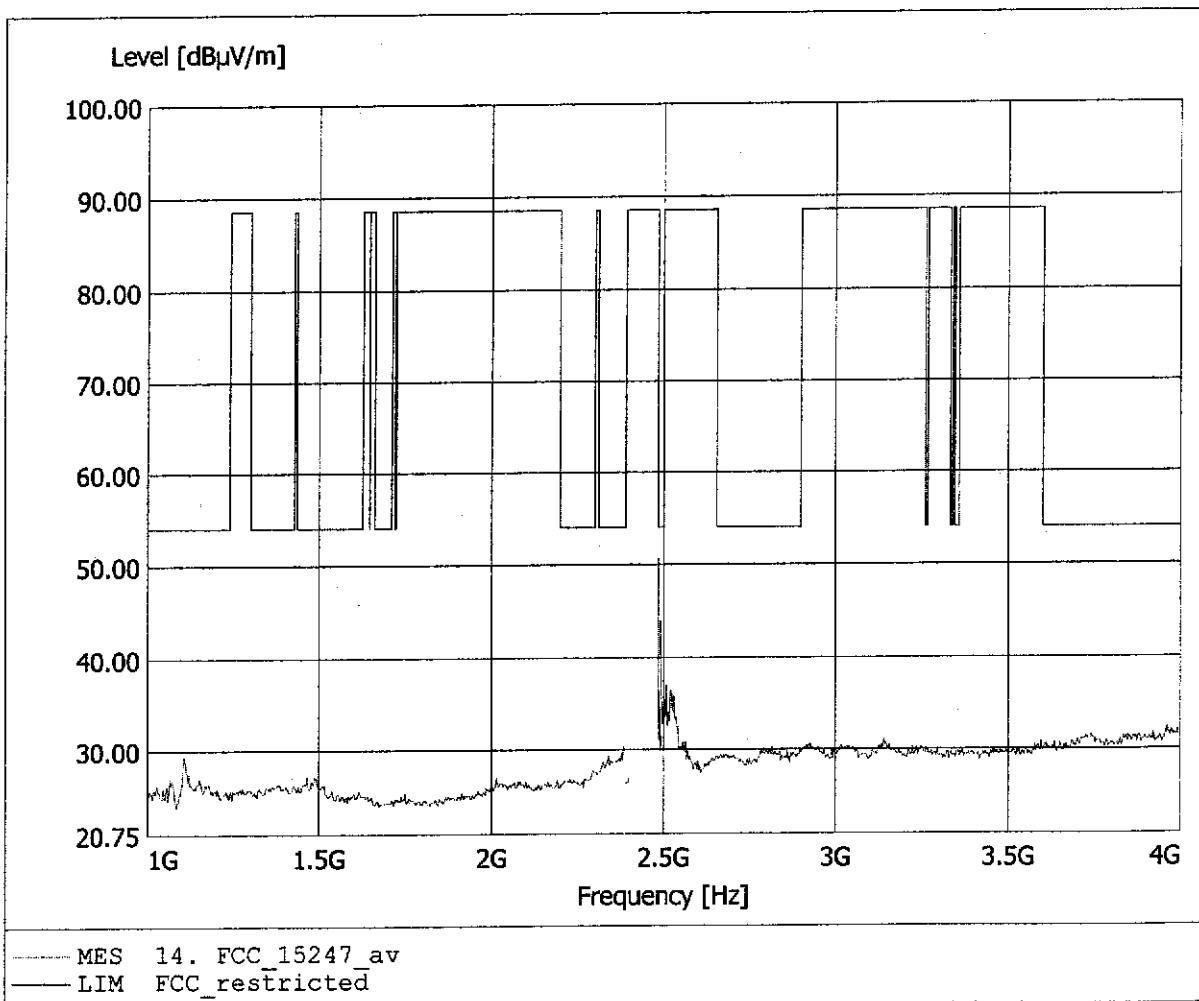
DA 00-705 / Marker-Delta-Method:

The value measured with average detector may be reduced by the "delta" value according to Marker-Delta Method plot.

Please see pages 3 and 4 of appendix C and pages 18-21 of TestRpt_1.

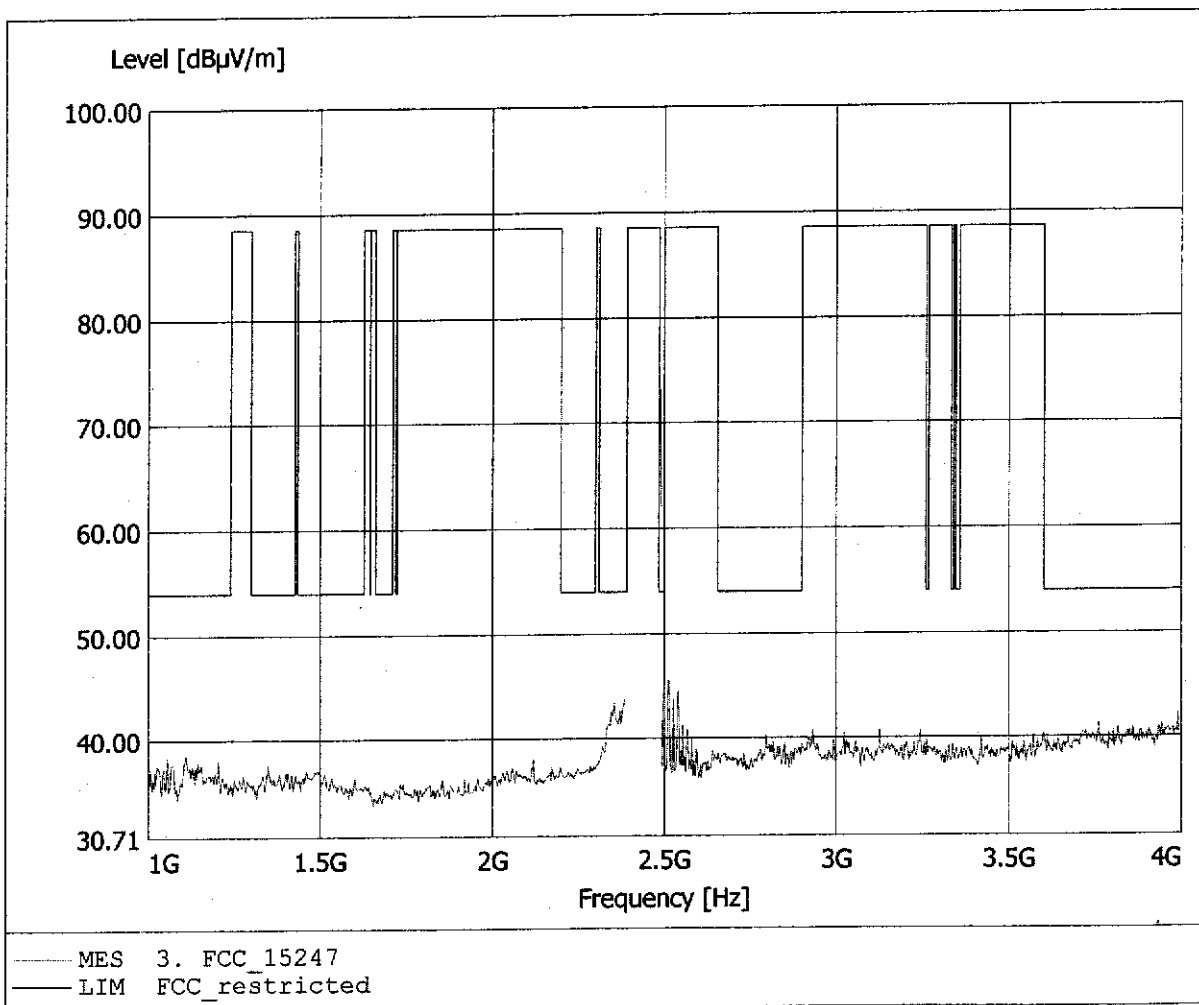
**Spurious emissions Field Strength
FCC RULES PART 15, SUBPART C**

EUT: 2,4 GHz digital intercom System / Ch 46 Tx Ant 2
Model: BASE 6000
Approval Holder: HM Electronics Inc.
Operating Condition: Tnom: 23°C / Unom : 16 V AC and AC/AC - Adapter
Test Site / Operator: ETS / Mr. Pudell
Test Specification: according to §15.247, average detector
Comment 1: Dist.: 3m, Ant.: BBHA2190D, amplif.
Comment 2: Freq: 2.484GHz, Emax: 50.65dBµV/m, RBW: 1MHz



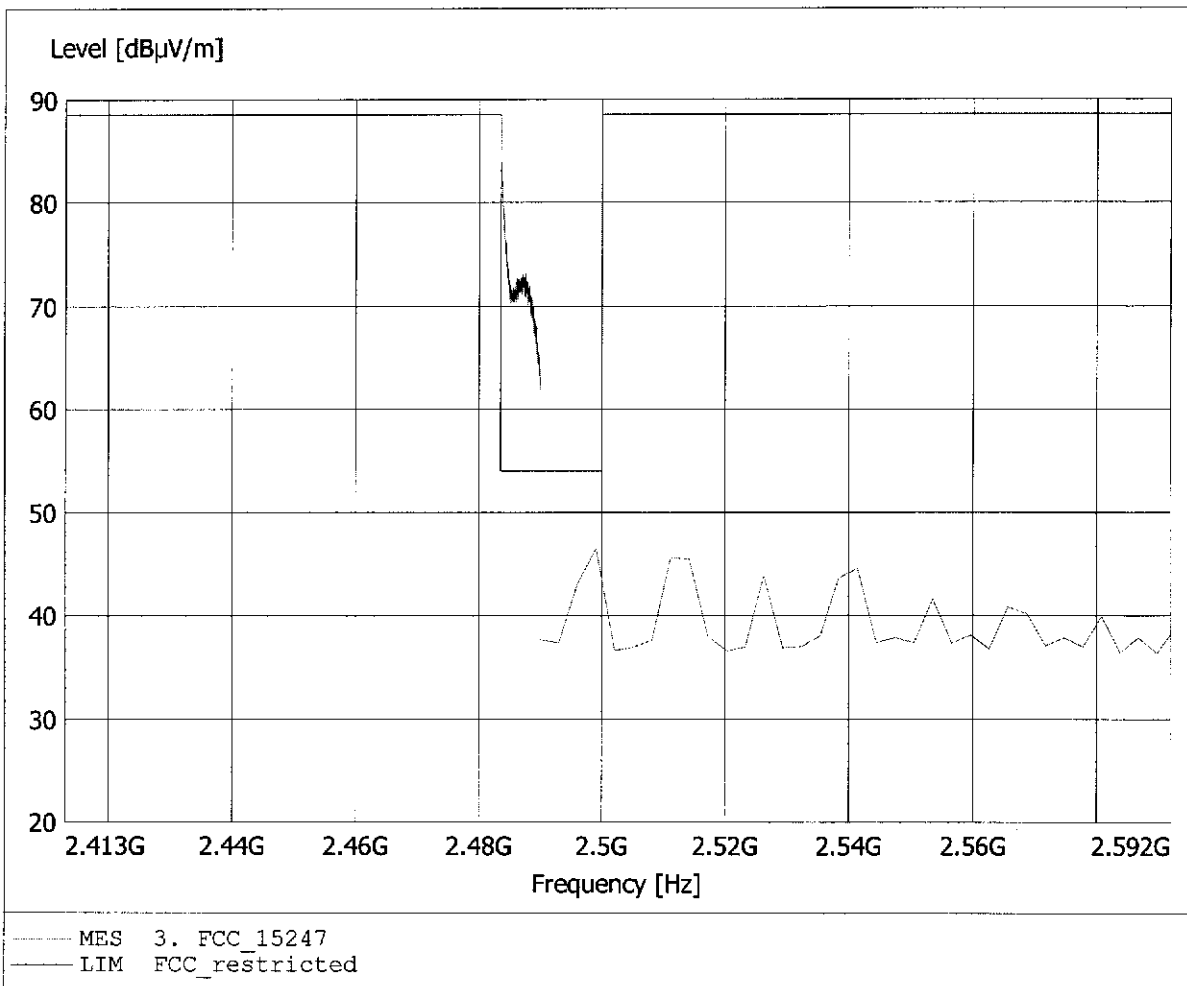
**Spurious emissions Field Strength
FCC RULES PART 15, SUBPART C**

EUT: 2,4 GHz digital intercom System / Ch 46 Tx Ant 2
Model: BASE 6000
Approval Holder: HM Electronics Inc.
Operating Condition: Tnom: 23°C / Unom : 16 V AC and AC/AC - Adapter
Test Site / Operator: ETS / Mr. Pudell
Test Specification: according to §15.247, peak detector
Comment 1: Dist.: 3m, Ant.: BBHA2190D, amplif.
Comment 2: Freq: 2.484GHz, Emax: 84.86dBµV/m, RBW: 1MHz



**Spurious emissions Field Strength
FCC RULES PART 15, SUBPART C**

EUT: 2,4 GHz digital intercom System / Ch 46 Tx Ant 2
Model: BASE 6000
Approval Holder: HM Electronics Inc.
Operating Condition: Tnom: 23°C / Unom : 16 V AC and AC/AC - Adapter
Test Site / Operator: ETS / Mr. Pudell
Test Specification: according to §15.247, peak detector
Comment 1: Dist.: 3m, Ant.: BBHA2190D, amplif.
Comment 2: Freq: 2.484GHz, Emax: 84.86dBµV/m, RBW: 1MHz



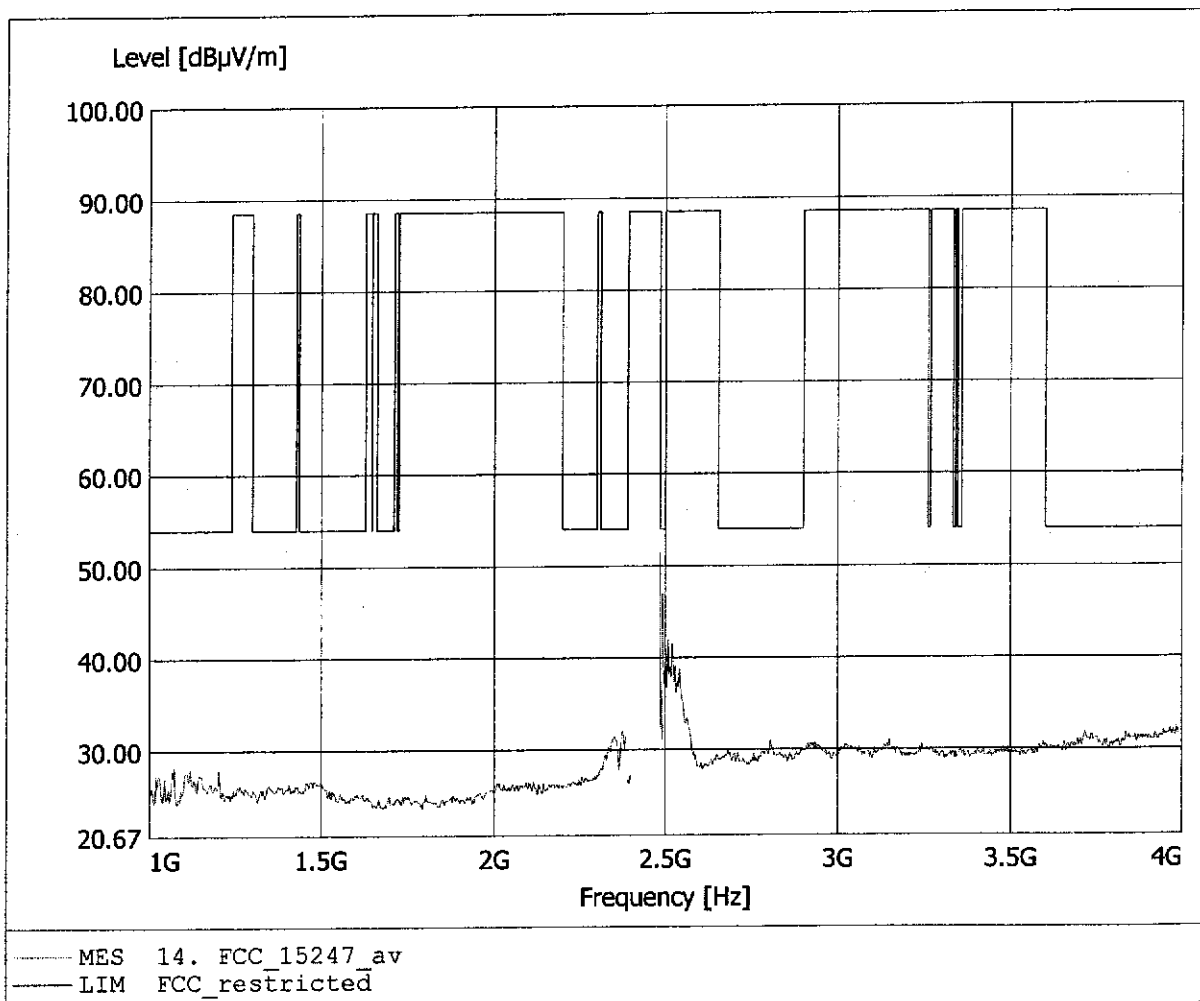
DA 00-705 / Marker-Delta-Method:

The value measured with average detector may be reduced by the "delta" value according to Marker-Delta Method plot.

Please see pages 3 and 4 of appendix C and pages 18-21 of TestRpt_1.

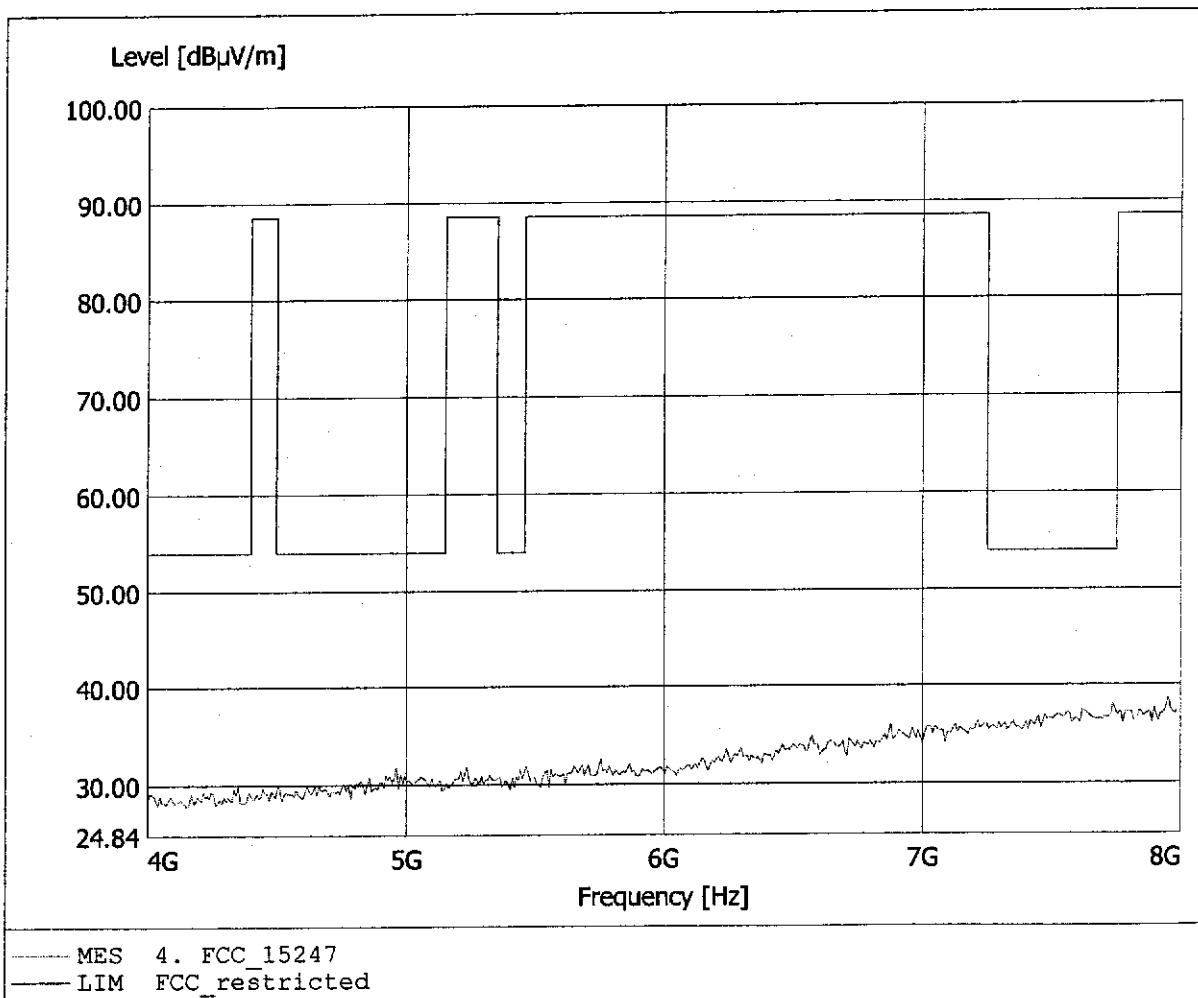
**Spurious emissions Field Strength
FCC RULES PART 15, SUBPART C**

EUT: 2,4 GHz digital intercom System / Ch 46 Tx Ant 2
Model: BASE 6000
Approval Holder: HM Electronics Inc.
Operating Condition: Tnom: 23°C / Unom : 16 V AC and AC/AC - Adapter
Test Site / Operator: ETS / Mr. Pudell
Test Specification: according to §15.247, average detector
Comment 1: Dist.: 3m, Ant.: BBHA2190D, amplif.
Comment 2: Freq: 2.484GHz, Emax: 52.87dB μ V/m, RBW: 1MHz



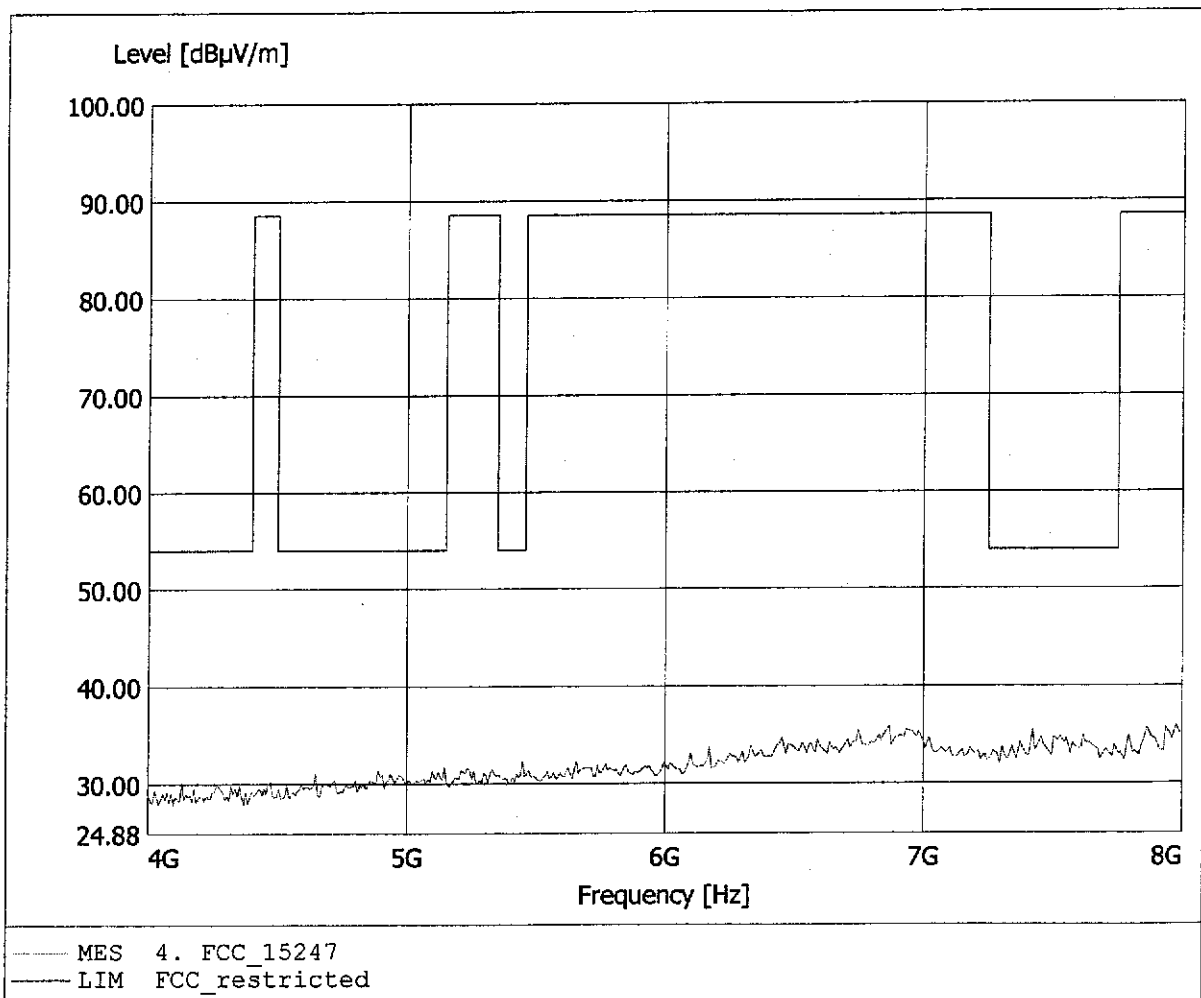
**Spurious emissions Field Strength
FCC RULES PART 15, SUBPART C**

EUT: 2,4 GHz digital intercom System / Ch 46 Tx Ant 2
Model: BASE 6000
Approval Holder: HM Electronics Inc.
Operating Condition: Tnom: 23°C / Unom : 16 V AC and AC/AC - Adapter
Test Site / Operator: ETS / Mr. Pudell
Test Specification: according to §15.247, peak detector
Comment 1: Dist.: 3m, Ant.: BBHA2190D, ampl.+HP.
Comment 2: Freq: 7.952GHz, Emax: 38.62dBµV/m, RBW: 1MHz



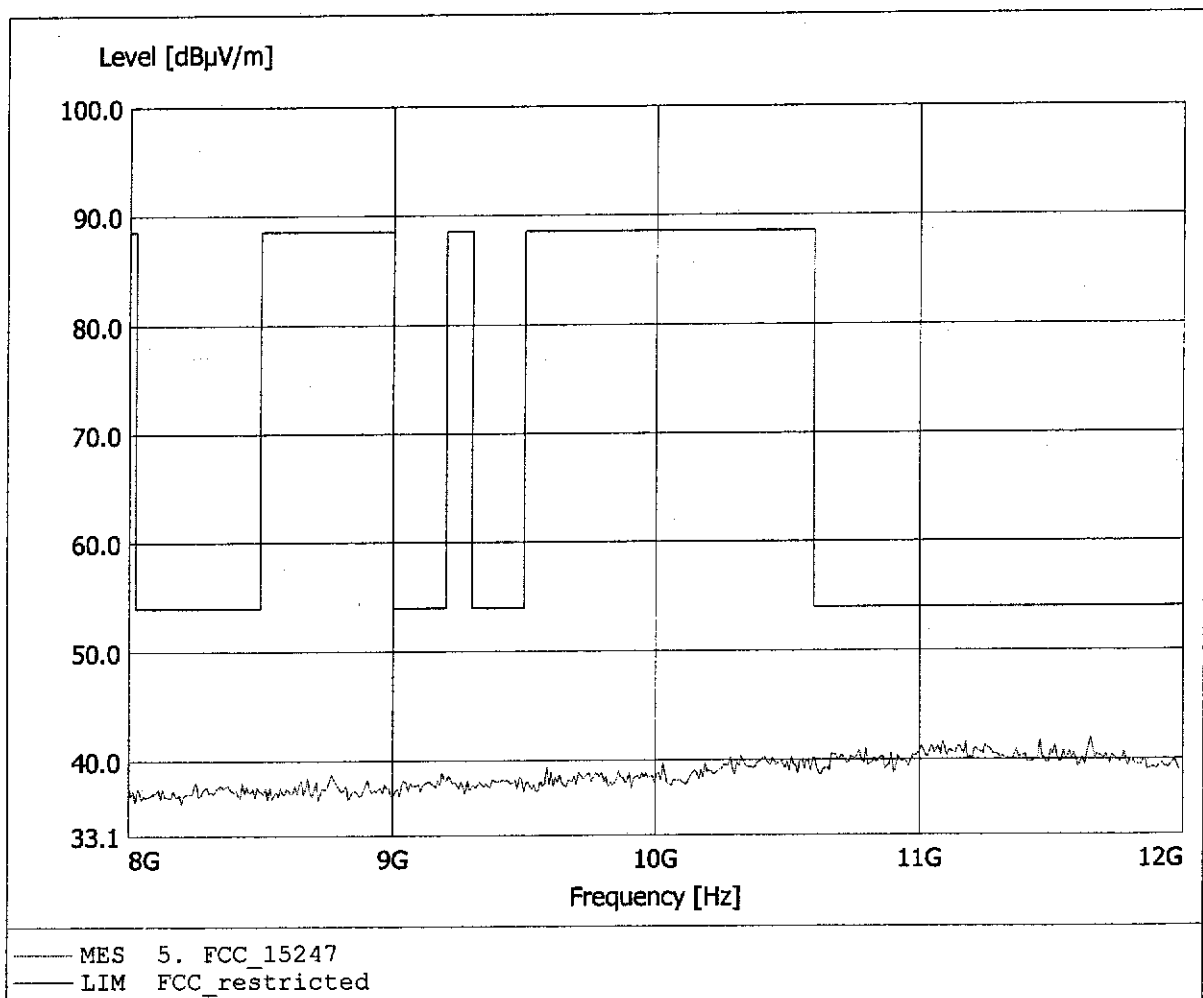
**Spurious emissions Field Strength
FCC RULES PART 15, SUBPART C**

EUT: 2,4 GHz digital intercom System / Ch 46 Tx Ant 2
Model: BASE 6000
Approval Holder: HM Electronics Inc.
Operating Condition: Tnom: 23°C / Unom : 16 V AC and AC/AC - Adapter
Test Site / Operator: ETS / Mr. Pudell
Test Specification: according to §15.247, peak detector
Comment 1: Dist.: 3m, Ant.: BBHA2190D, ampl.+HP.
Comment 2: Freq: 7.976GHz, Emax: 35.85dBµV/m, RBW: 1MHz



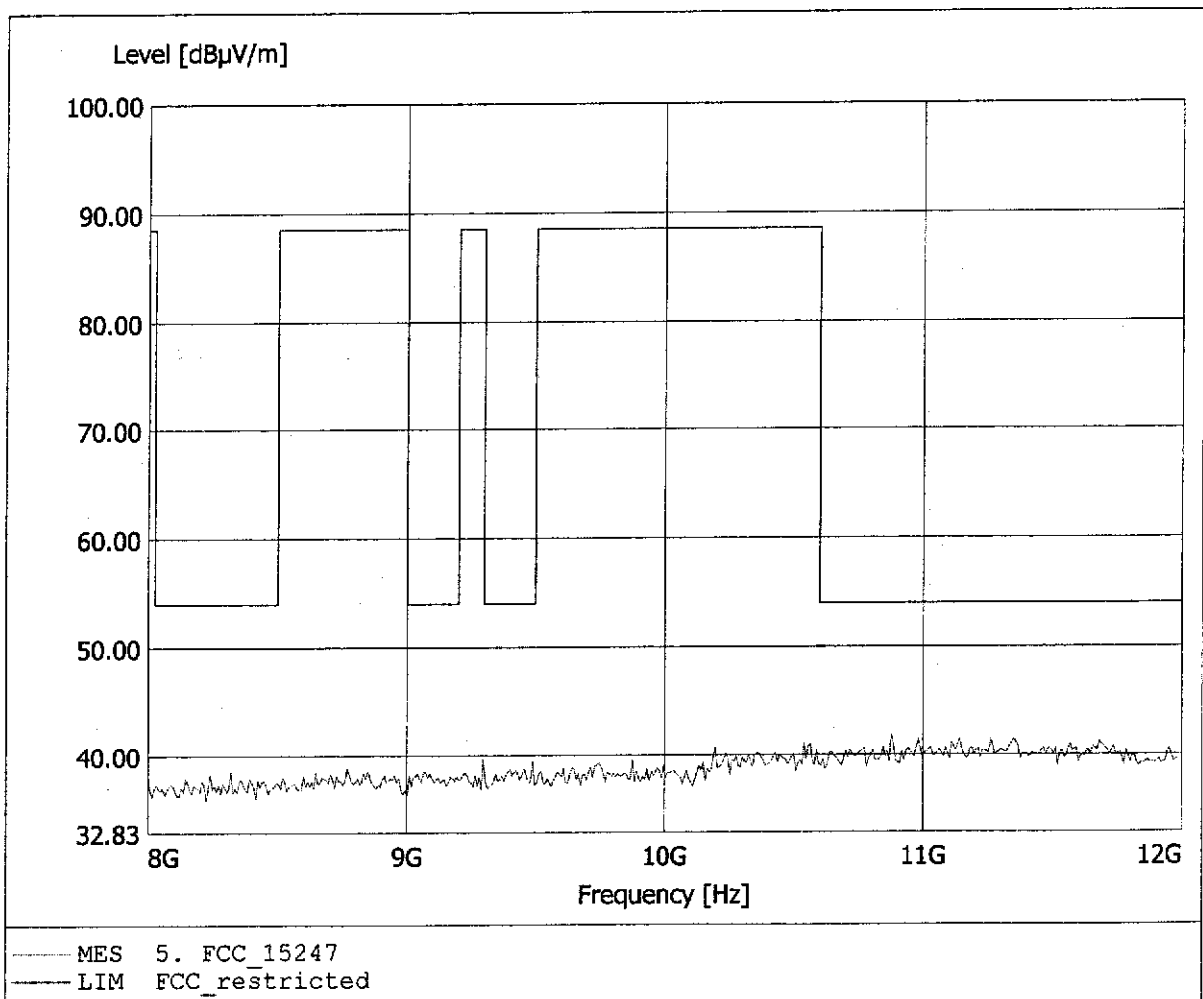
**Spurious emissions Field Strength
FCC RULES PART 15, SUBPART C**

EUT: 2,4 GHz digital intercom System / Ch 46 Tx Ant 2
Model: BASE 6000
Approval Holder: HM Electronics Inc.
Operating Condition: Tnom: 23°C / Unom : 16 V AC and AC/AC - Adapter
Test Site / Operator: ETS / Mr. Pudell
Test Specification: according to §15.247, peak detector
Comment 1: Dist.: 3m, Ant.: BBHA2190D, ampl.+HP.
Comment 2: Freq: 11.647GHz, Emax: 41.94dBµV/m, RBW: 1MHz



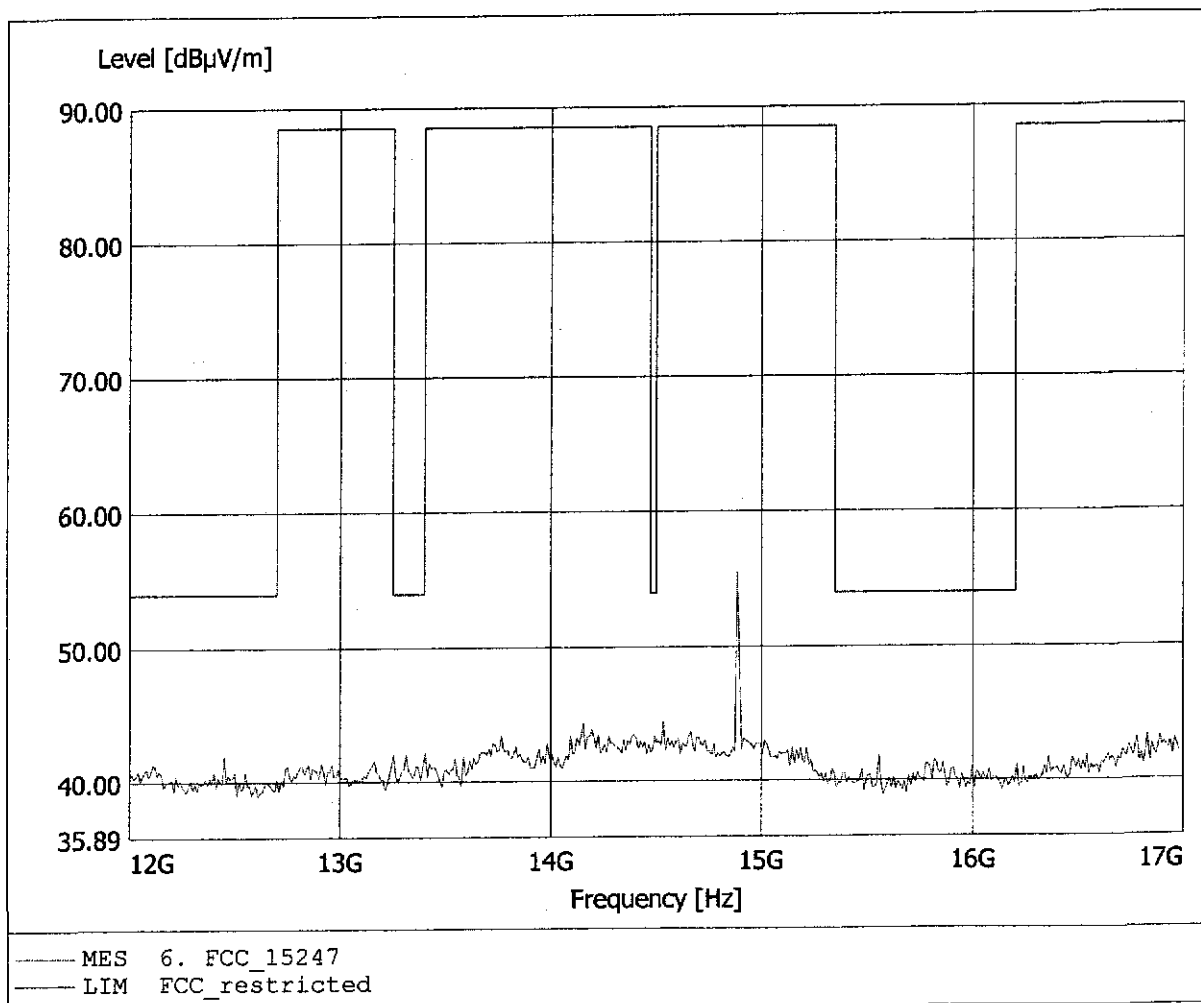
**Spurious emissions Field Strength
FCC RULES PART 15, SUBPART C**

EUT: 2,4 GHz digital intercom System / Ch 46 Tx Ant 2
Model: BASE 6000
Approval Holder: HM Electronics Inc.
Operating Condition: Tnom: 23°C / Unom : 16 V AC and AC/AC - Adapter
Test Site / Operator: ETS / Mr. Pudell
Test Specification: according to §15.247, peak detector
Comment 1: Dist.: 3m, Ant.: BBHA2190D, ampl.+HP.
Comment 2: Freq: 10.878GHz, Emax: 41.84dBuV/m, RBW: 1MHz



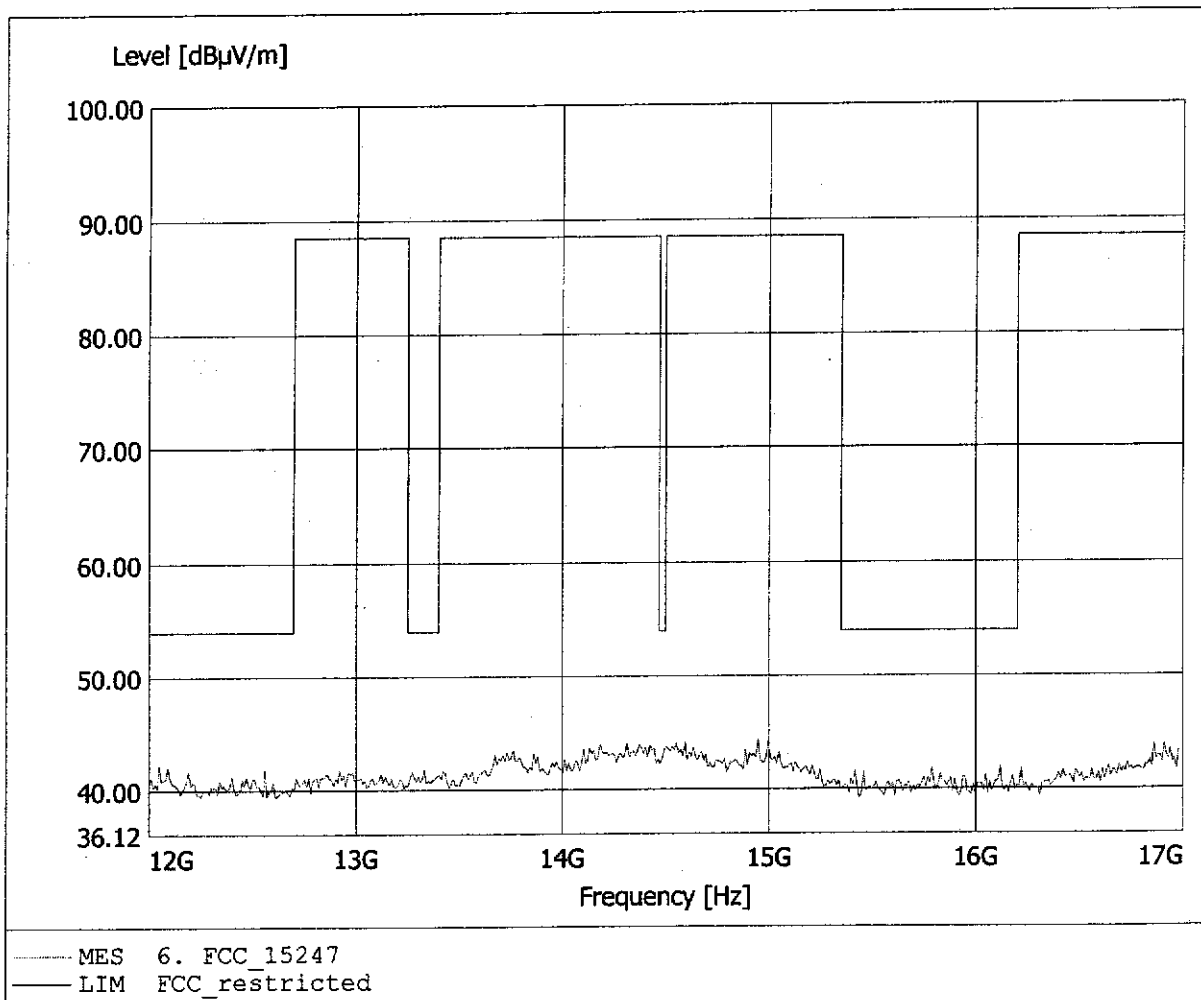
**Spurious emissions Field Strength
FCC RULES PART 15, SUBPART C**

EUT: 2,4 GHz digital intercom System / Ch 46 Tx Ant 2
Model: BASE 6000
Approval Holder: HM Electronics Inc.
Operating Condition: Tnom: 23°C / Unom : 16 V AC and AC/AC - Adapter
Test Site / Operator: ETS / Mr. Pudell
Test Specification: according to §15.247, peak detector
Comment 1: Dist.: 3m, Ant.: BBHA2190D, ampl.+HP.
Comment 2: Freq: 14.886GHz, Emax: 55.50dBµV/m, RBW: 1MHz



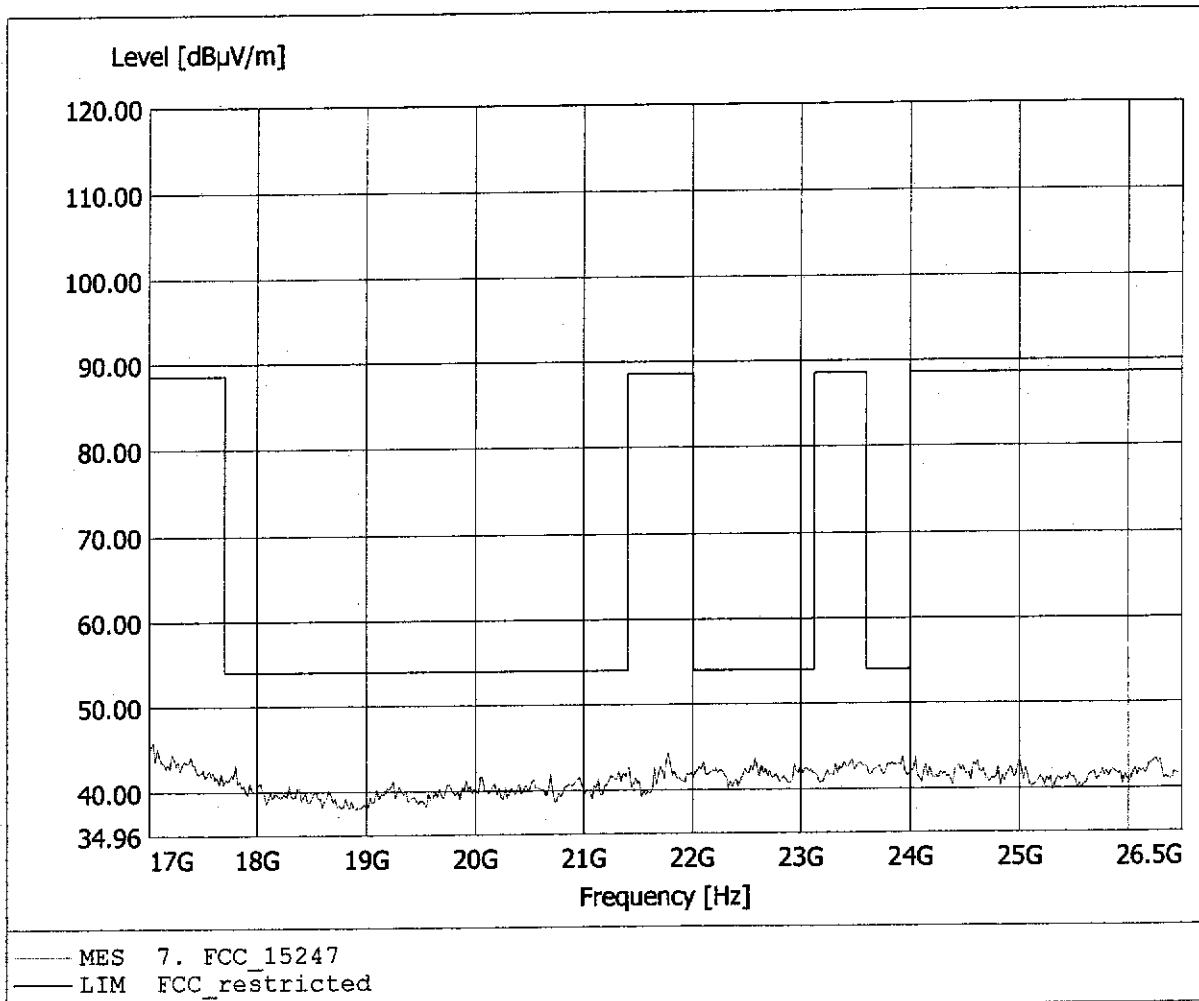
**Spurious emissions Field Strength
FCC RULES PART 15, SUBPART C**

EUT: 2,4 GHz digital intercom System / Ch 46 Tx Ant 2
Model: BASE 6000
Approval Holder: HM Electronics Inc.
Operating Condition: Tnom: 23°C / Unom : 16 V AC and AC/AC - Adapter
Test Site / Operator: ETS / Mr. Pudell
Test Specification: according to §15.247, peak detector
Comment 1: Dist.: 3m, Ant.: BBHA2190D, ampl.+HP.
Comment 2: Freq: 14.946GHz, Emax: 44.44dBµV/m, RBW: 1MHz



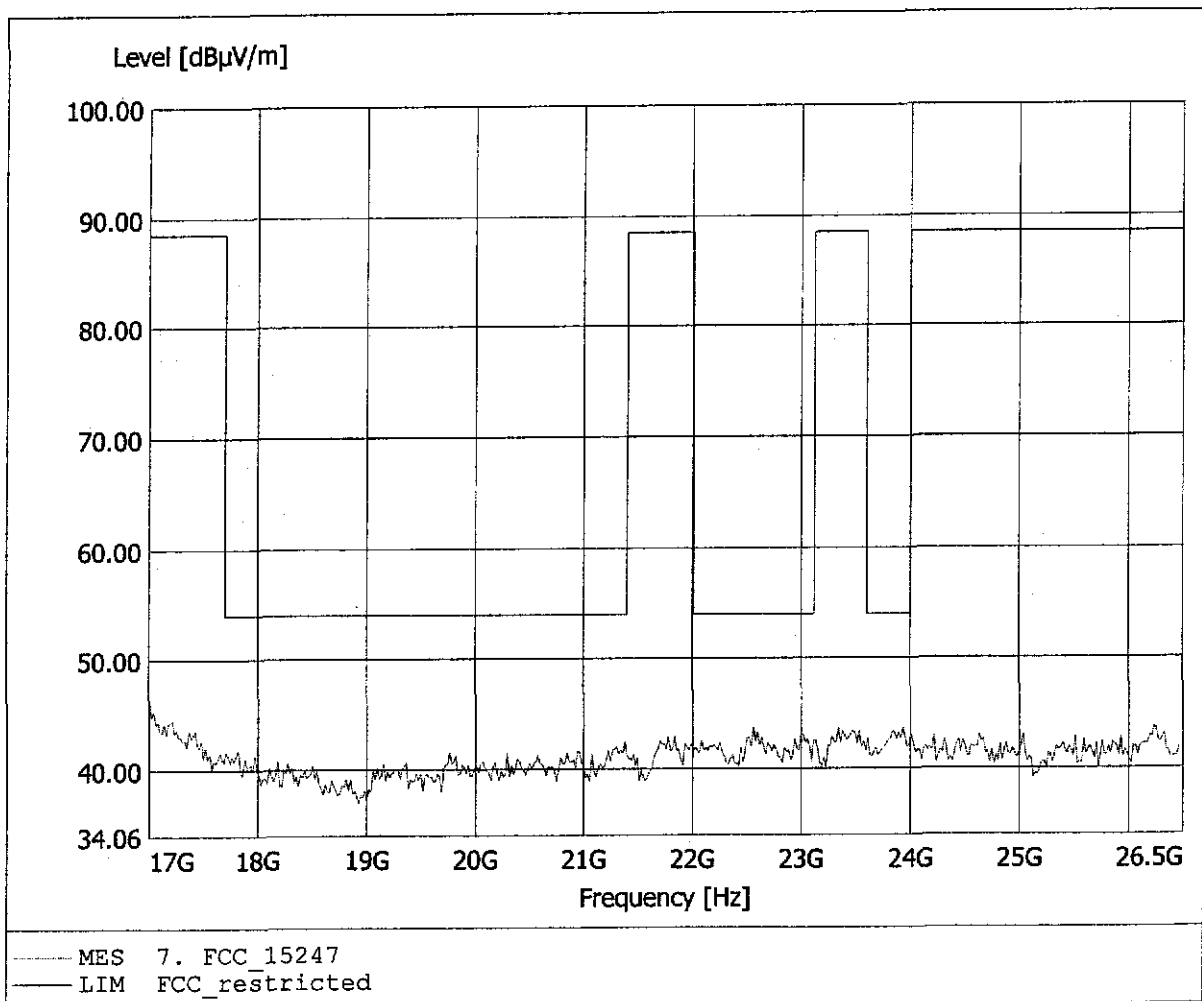
**Spurious emissions Field Strength
FCC RULES PART 15, SUBPART C**

EUT: 2,4 GHz digital intercom System / Ch 46 Tx Ant 2
Model: BASE 6000
Approval Holder: HM Electronics Inc.
Operating Condition: Tnom: 23°C / Unom : 16 V AC and AC/AC - Adapter
Test Site / Operator: ETS / Mr. Pudell
Test Specification: according to §15.247, peak detector
Comment 1: Dist.: 3m, Ant.: HL025, amplif.
Comment 2: Freq: 17.038GHz, Emax: 45.75dBµV/m, RBW: 1MHz



**Spurious emissions Field Strength
FCC RULES PART 15, SUBPART C**

EUT: 2,4 GHz digital intercom System / Ch 46 Tx Ant 2
Model: BASE 6000
Approval Holder: HM Electronics Inc.
Operating Condition: Tnom: 23°C / Unom : 16 V AC and AC/AC - Adapter
Test Site / Operator: ETS / Mr. Pudell
Test Specification: according to §15.247, peak detector
Comment 1: Dist.: 3m, Ant.: HL025, amplif.
Comment 2: Freq: 17.000GHz, Emax: 46.35dBµV/m, RBW: 1MHz





Appendix D

Spurious Emissions conducted - Transmitter operating

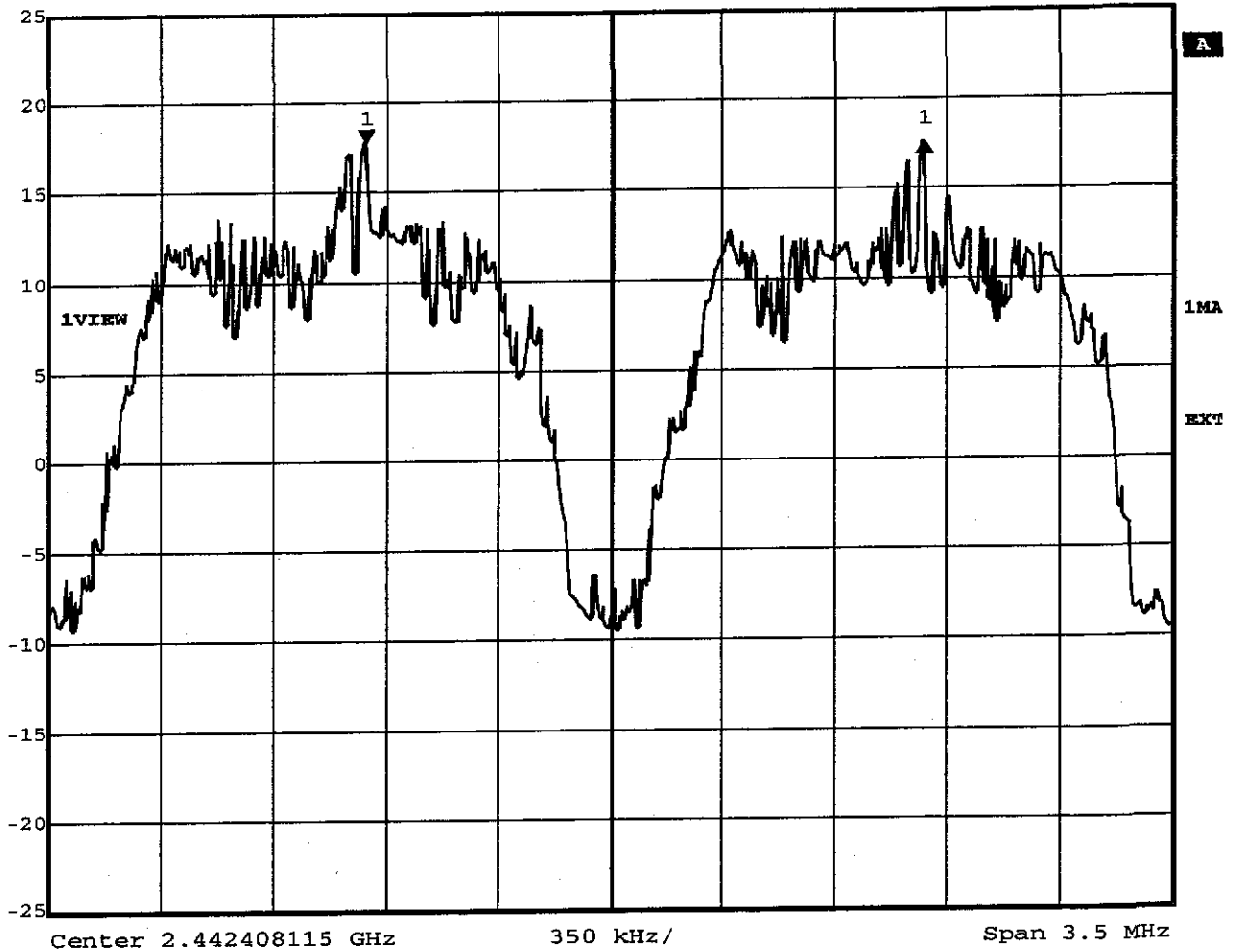


Appendix E

Carrier Frequency Separation



Delta 1 [T1] RBW 100 kHz RF Att 40 dB
Ref Lvl -0.24 dB VBW 100 kHz
25 dBm 1.73947896 MHz SWT 5 ms Unit dBm



Title: Carrier Frequency Separation
Comment A: HM Electronics Wireless 6000 Base 6000
Date: 27.JUN.2003 11:51:01

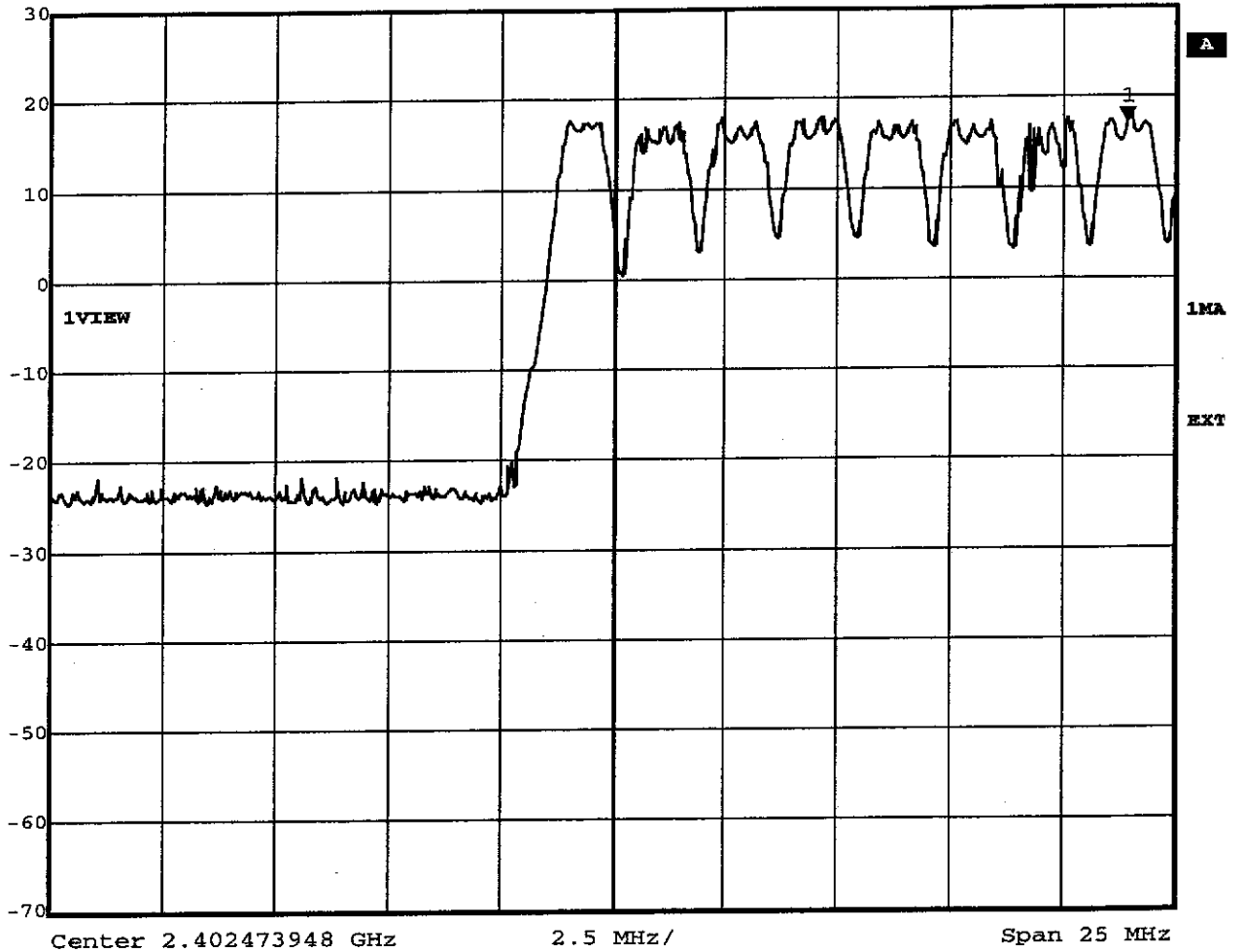


Appendix F

Number of Hopping Frequencies



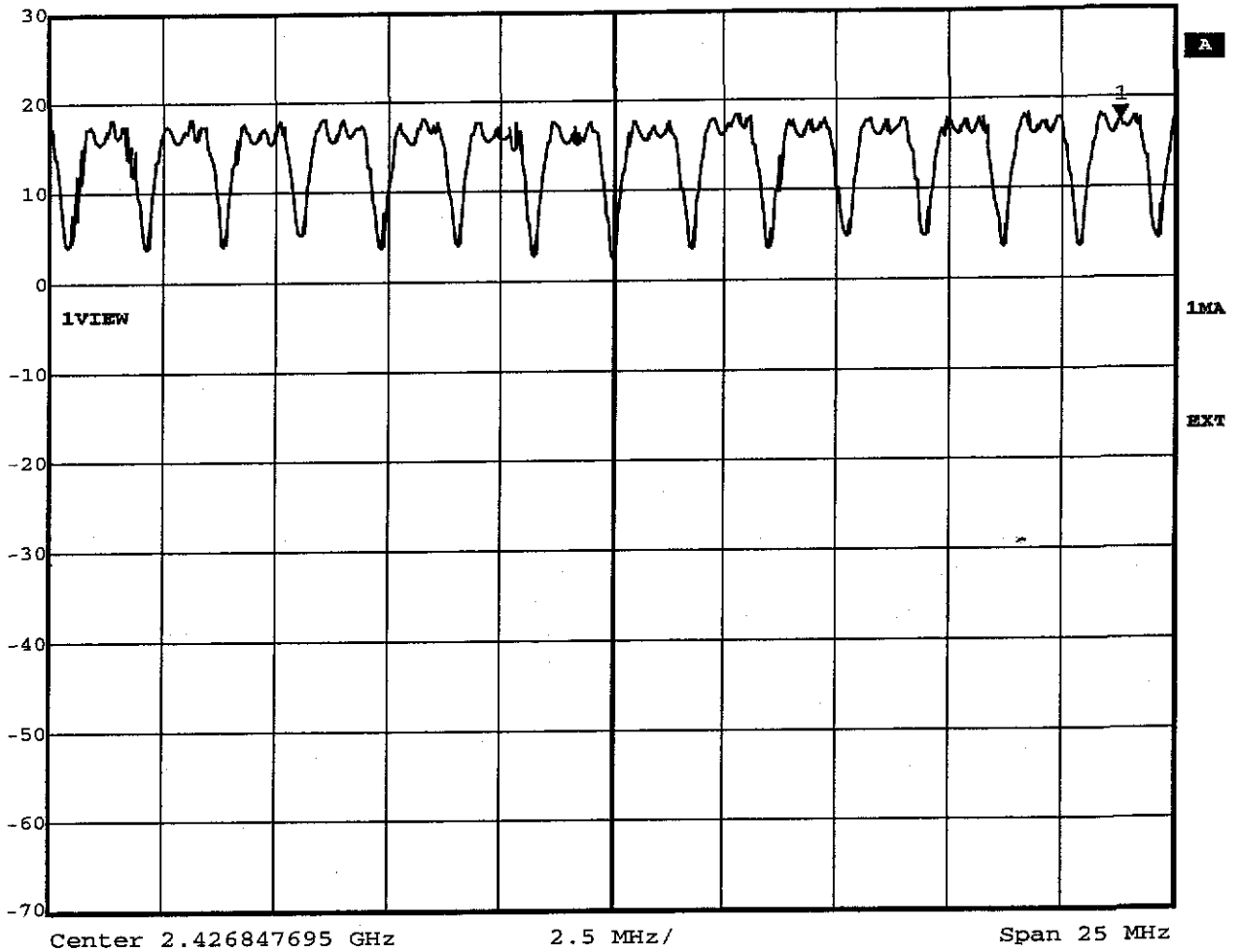
Marker 1 [T1] RBW 300 kHz RF Att 60 dB
Ref Lvl 17.02 dBm VBW 300 kHz
30 dBm 2.41389679 GHz SWT 5 ms Unit dBm



Title: Number of Hopping Frequencies Ch.: 0-7
Comment A: HM Electronics Wireless 6000 Base 6000
Date: 27.JUN.2003 11:58:19



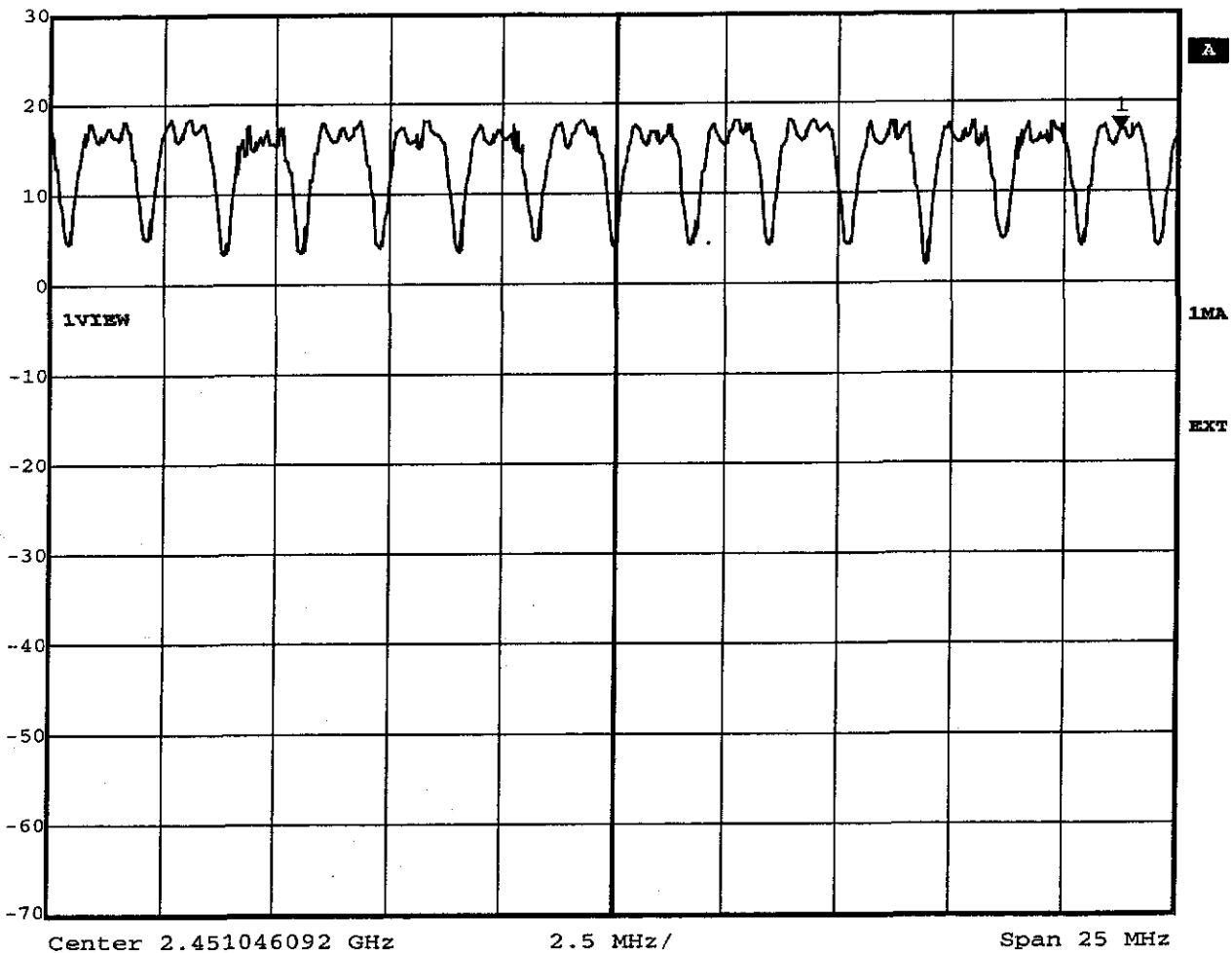
Marker 1 [T1] RBW 300 kHz RF Att 60 dB
Ref Lvl 17.33 dBm VBW 300 kHz
30 dBm 2.43812024 GHz SWT 5 ms Unit dBm



Title: Number of Hopping Frequencies Ch.: 8-21
Comment A: HM Electronics Wireless 6000 Base 6000
Date: 27.JUN.2003 12:38:33



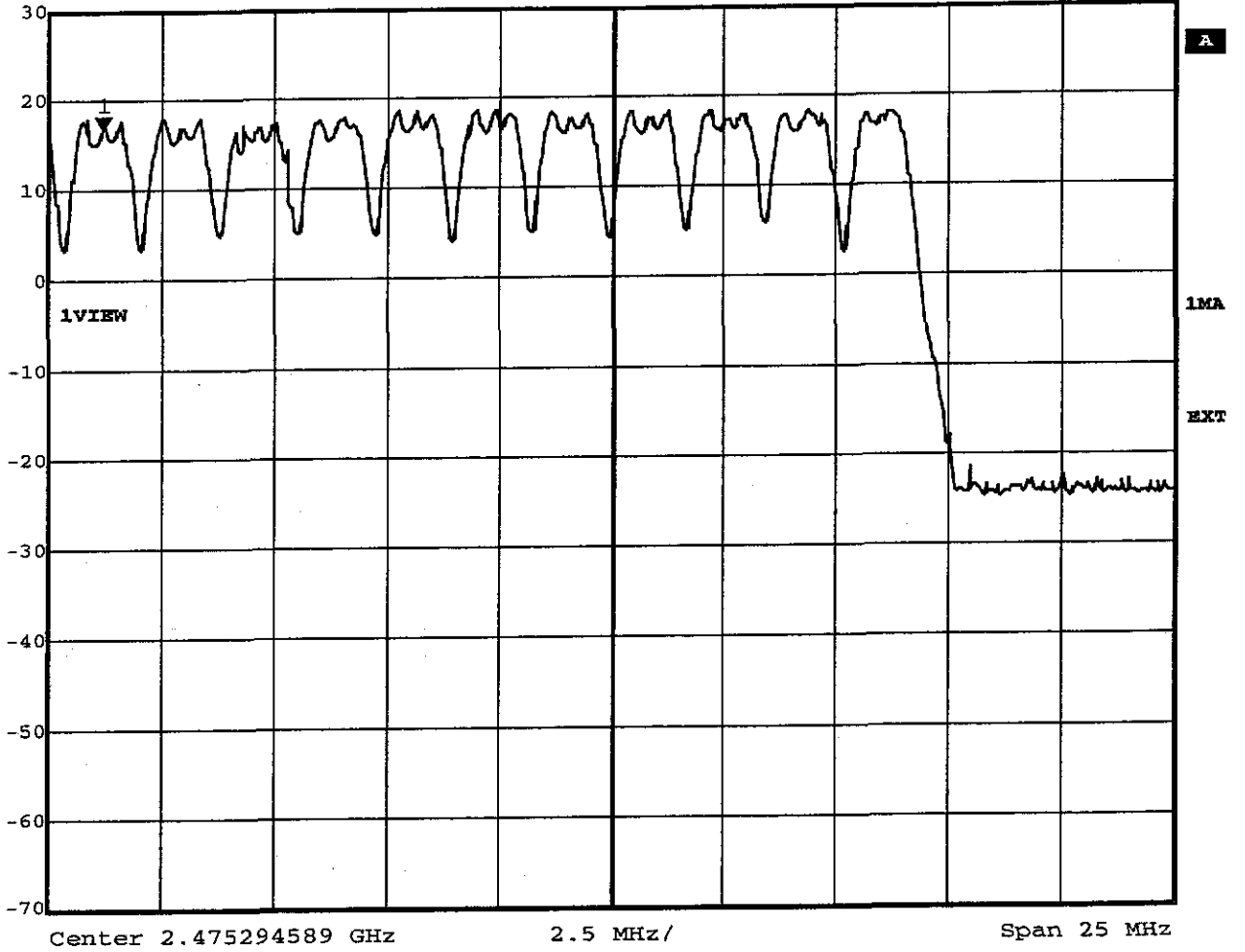
Marker 1 [T1] RBW 300 kHz RF Att. 60 dB
Ref Lvl 16.58 dBm VBW 300 kHz
30 dBm 2.46229359 GHz SWT 5 ms Unit dBm



Title: Number of Hopping Frequencies Ch.: 22-35
Comment A: HM Electronics Wireless 6000 Base 6000
Date: 27.JUN.2003 12:47:15



Marker 1 [T1] RBW 300 kHz RF Att 60 dB
Ref Lvl 16.67 dBm VBW 300 kHz
30 dBm 2.46397194 GHz SWT 5 ms Unit dBm



Title: Number of Hopping Frequencies Ch.: 36-46
Comment A: HM Electronics Wireless 6000 Base 6000
Date: 27.JUN.2003 12:54:38

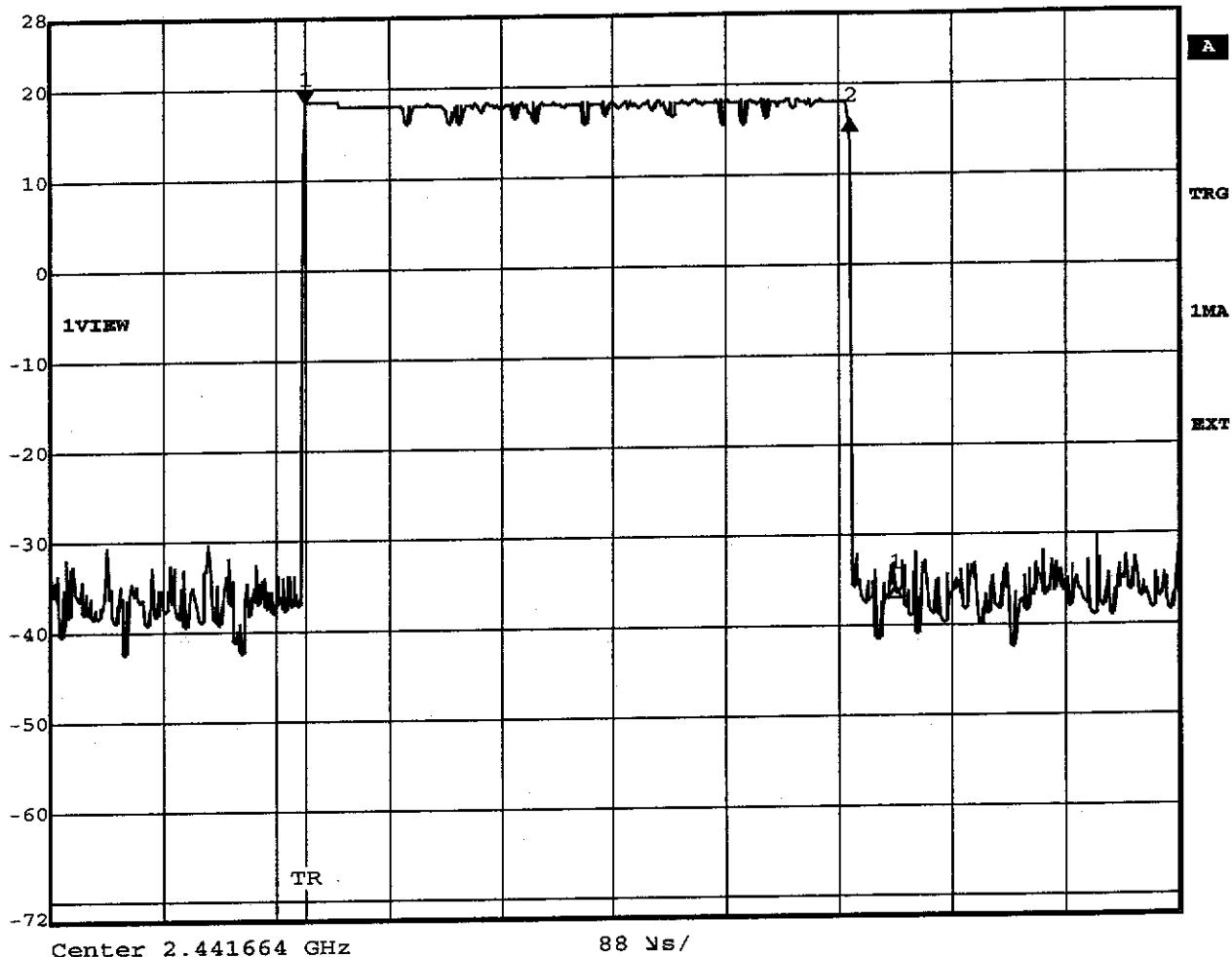


Appendix G

Time of Occupancy (Dwell Time)



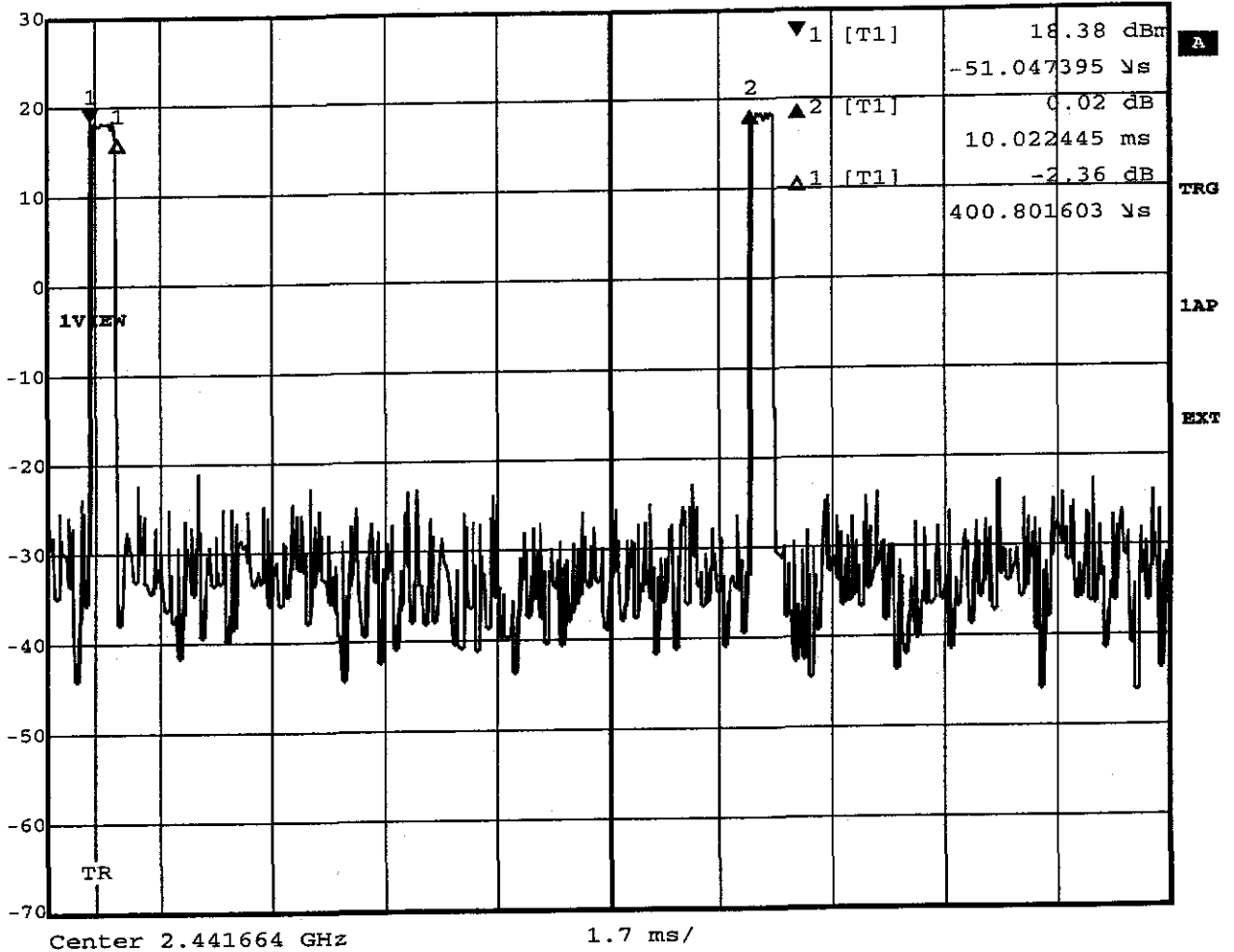
Delta 2 [T1] RBW 1 MHz RF Att 50 dB
Ref Lvl -2.53 dB VBW 1 MHz
28 dBm 424.513026 μ s SWT 880 μ s Unit dBm



Title: Time of occupancy (Hopping mode) 27 events * 0.425ms=11.48ms
Comment A: HM Electronics Wireless 6000 Base 6000
Date: 27.JUN.2003 11:36:50



Delta 2 [T1] RBW 1 MHz RF Att 60 dB
Ref Lvl 0.02 dB VBW 1 MHz
30 dBm 10.022445 ms SWT 17 ms Unit dBm



Title: Duty Cycle
Comment A: HM Electronics Wireless 6000 base 6000
Date: 27.JUN.2003 15:25:23

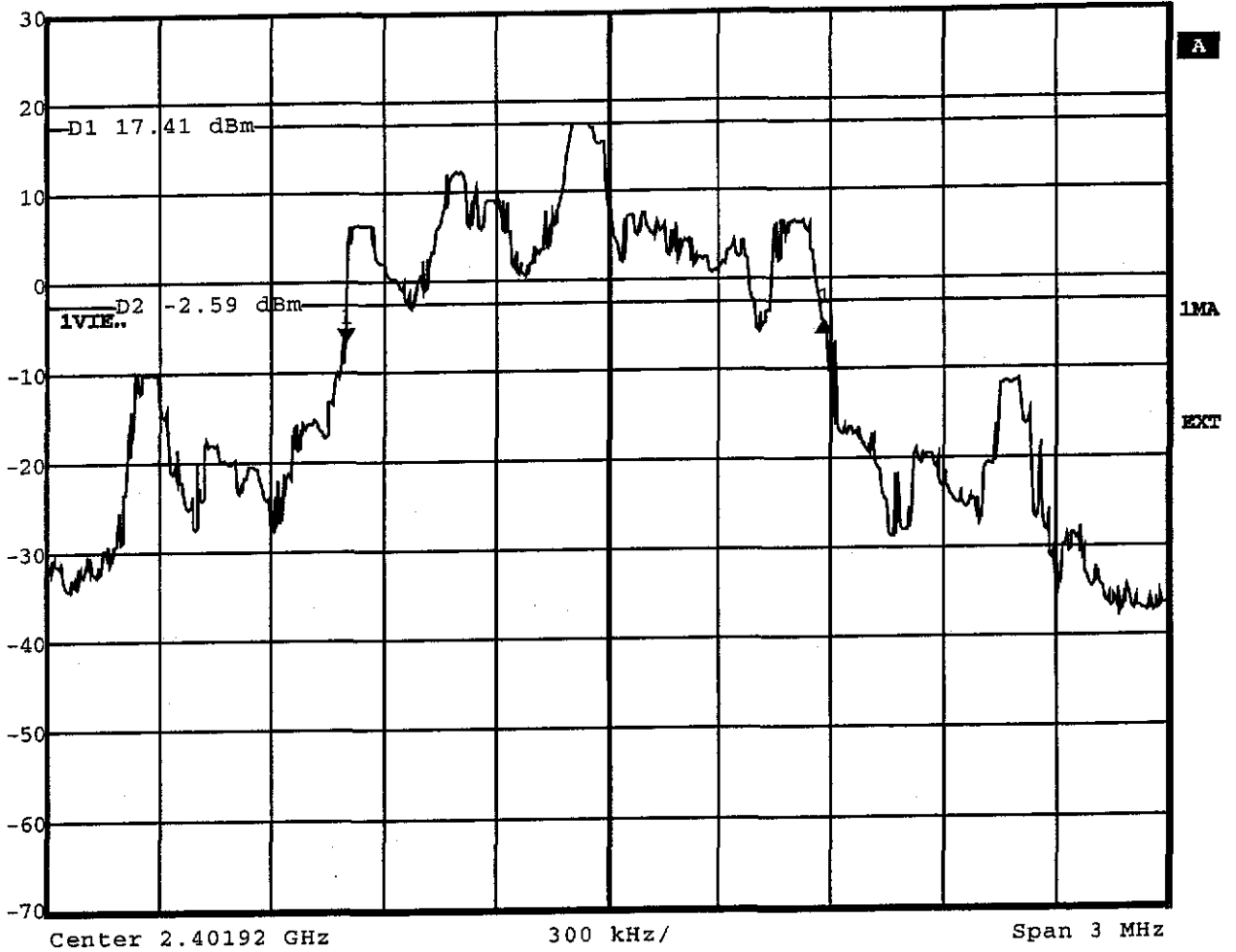


Appendix H

20dB Bandwidth



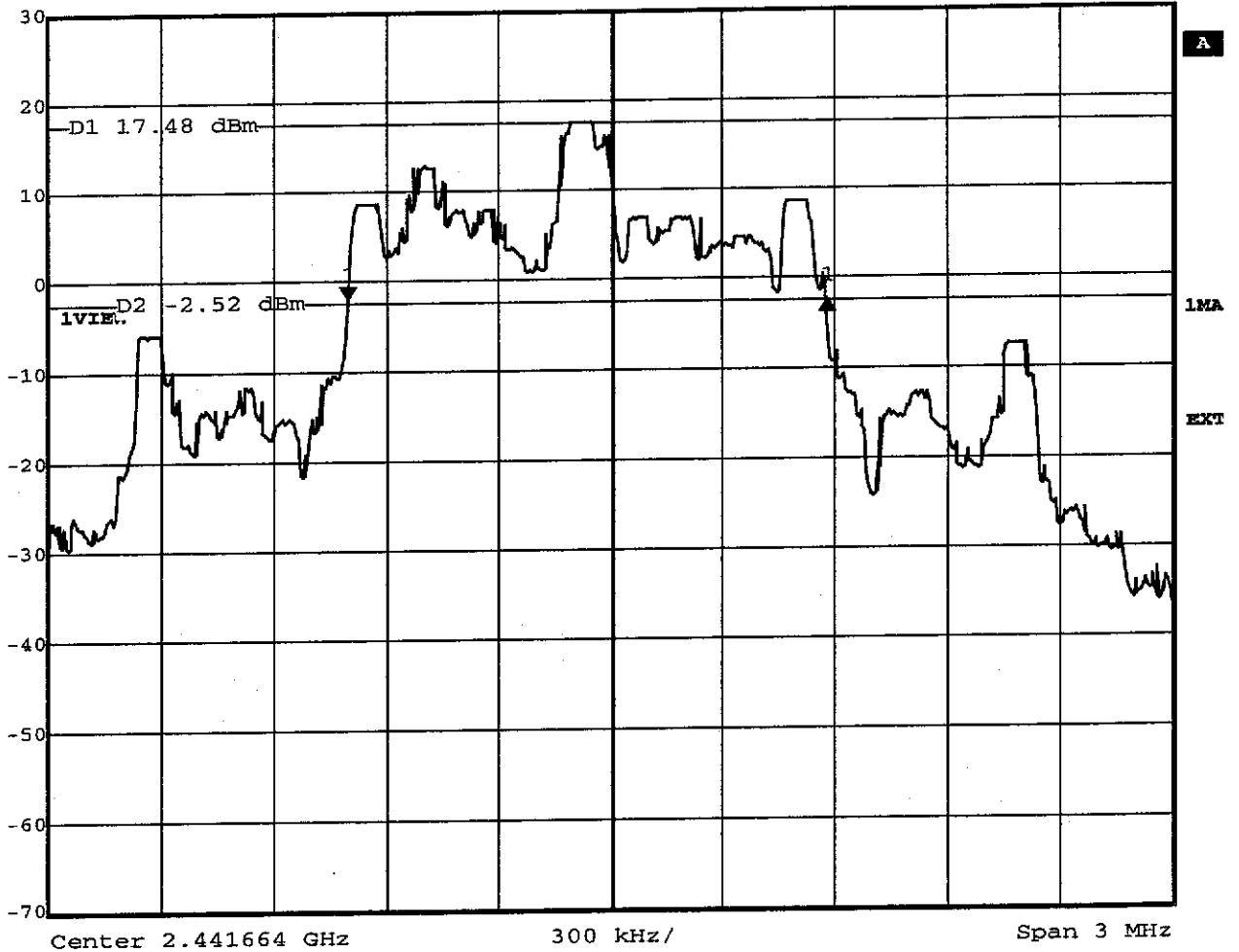
Delta 1 [T1] RBW 20 kHz RF Att 60 dB
Ref Lvl 1.77 dB VBW 20 kHz
30 dBm 1.28056112 MHz SWT 56 ms Unit dBm



Title: -20dB Bandwidth Ch.: 0
Comment A: HM Electronics Wireless 6000 base 6000
Date: 27.JUN.2003 15:09:32



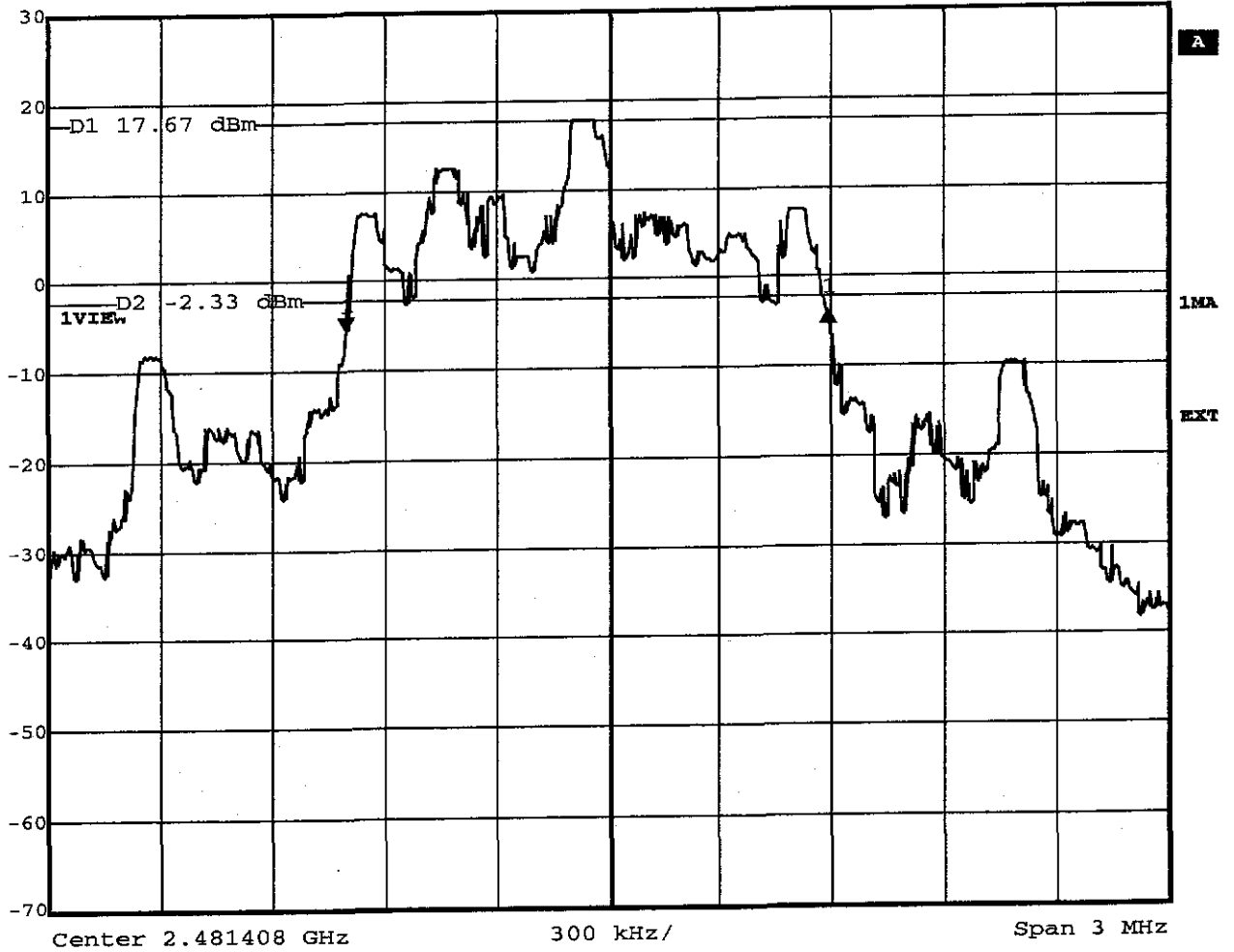
Delta 1 [T1] RBW 20 kHz RF Att 60 dB
Ref Lvl -0.63 dB VBW 20 kHz
30 dBm 1.28056112 MHz SWT 56 ms Unit dBm



Title: -20dB Bandwidth Ch.: 23
Comment A: HM Electronics Wireless 6000 base 6000
Date: 27.JUN.2003 15:07:04



Delta 1 [T1]	RBW	20 kHz	RF Att	60 dB
Ref Lvl	1.43 dB	VBW	20 kHz	
30 dBm	1.29258517 MHz	SWT	56 ms	Unit dBm



Title: -20dB Bandwidth Ch.: 46
Comment A: HM Electronics Wireless 6000 base 6000
Date: 27.JUN.2003 15:03:22

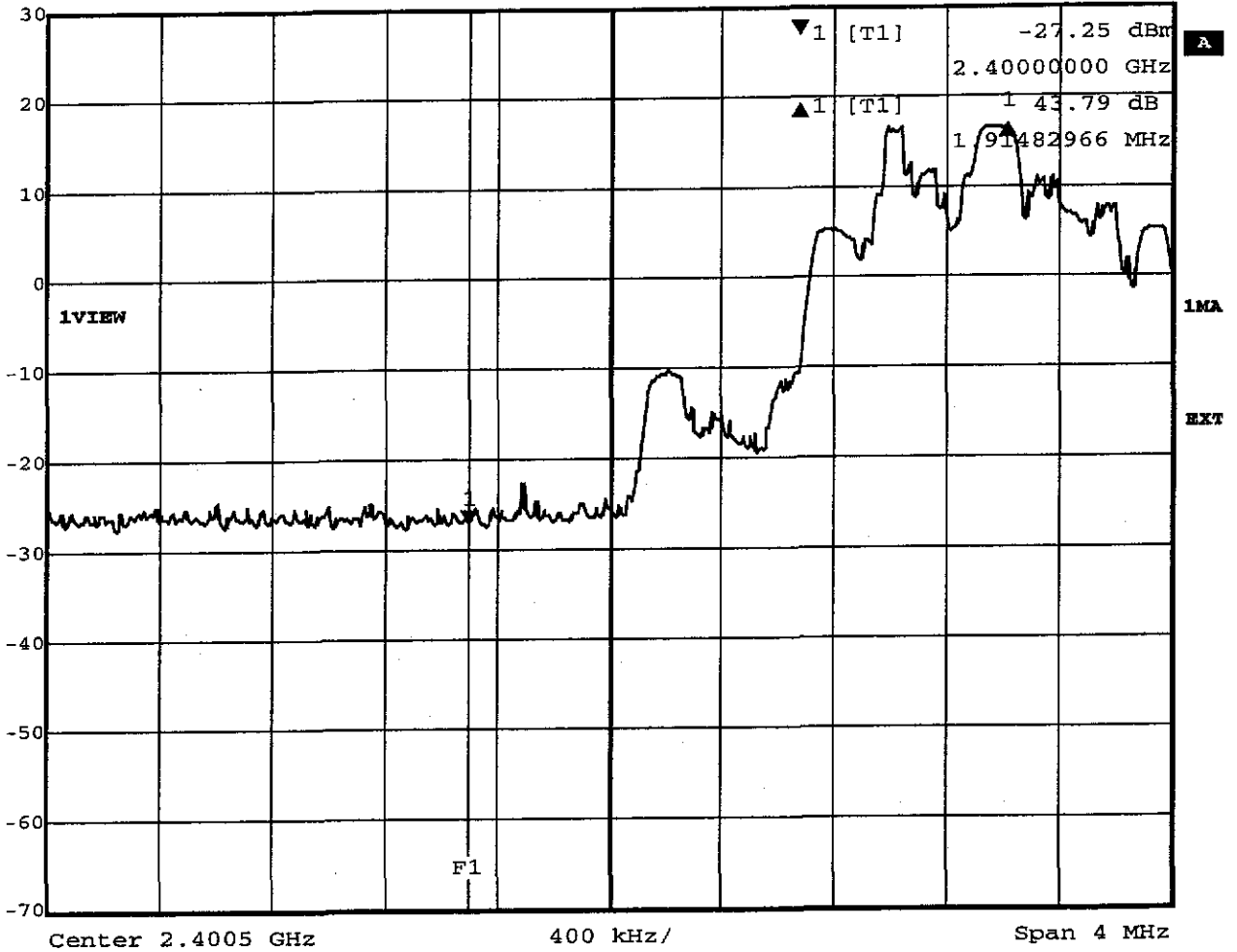


Appendix I

Band-edge Compliance of RF Emissions



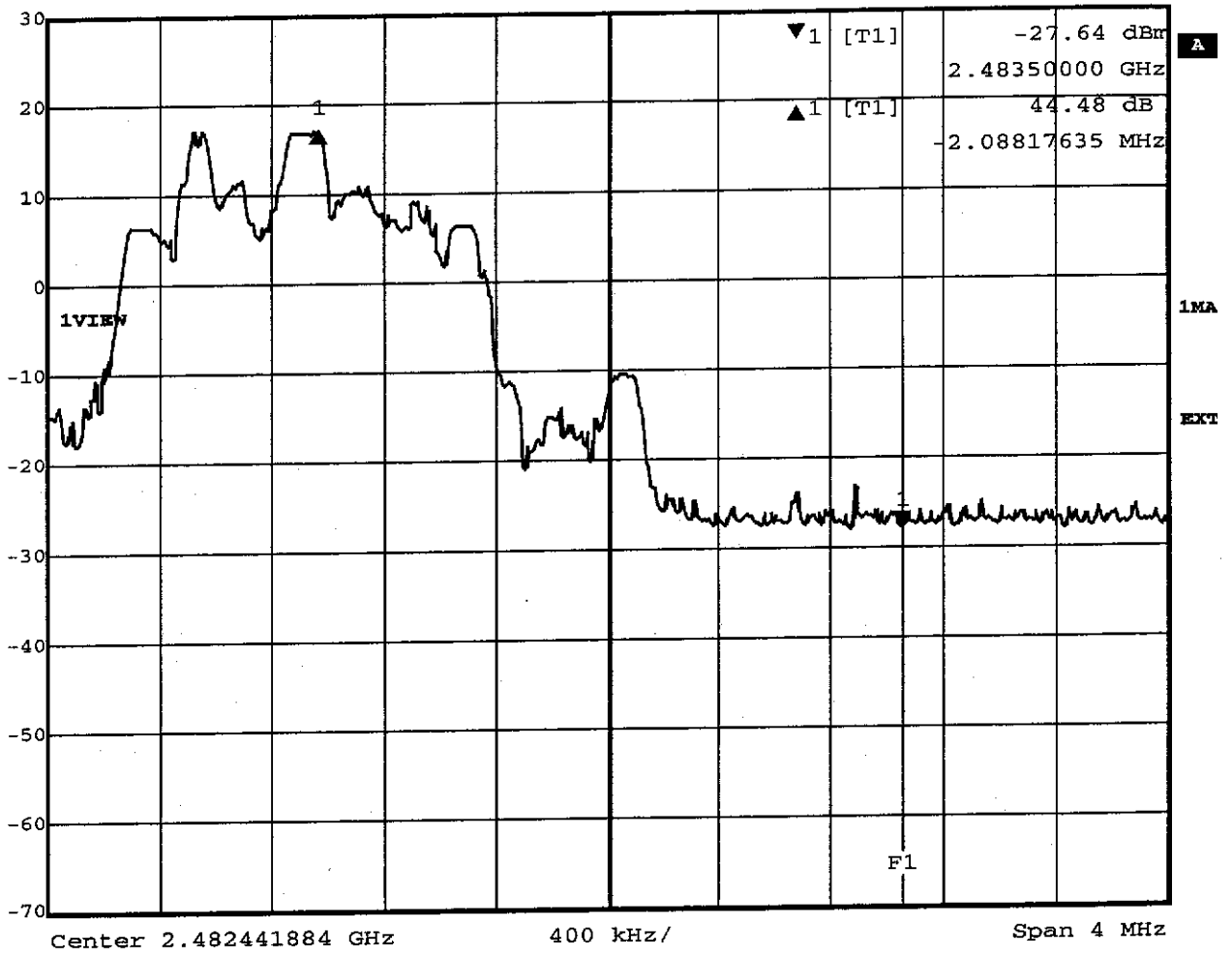
Delta 1 [T1] RBW 50 kHz RF Att 60 dB
Ref Lvl 43.79 dB VBW 50 kHz
30 dBm 1.91482966 MHz SWT 5 ms Unit dBm



Title: Band-edge Compliance (conducted, single frequency)
Comment A: HM Electronics Wireless 6000 Base 6000
Date: 27.JUN.2003 13:30:35



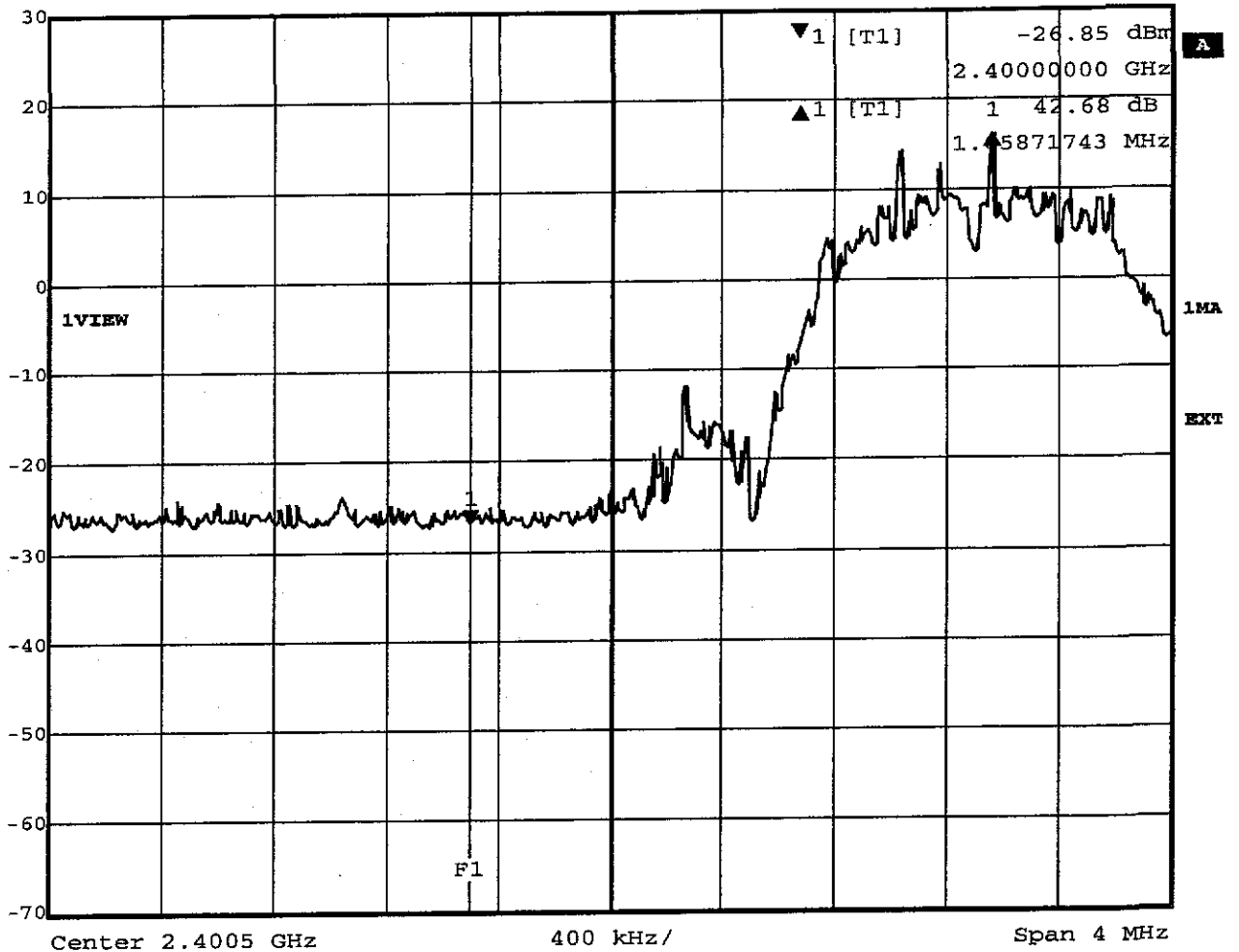
Delta 1 [T1] RBW 50 kHz RF Att 60 dB
Ref Lvl 44.48 dB VBW 50 kHz
30 dBm -2.08817635 MHz SWT 5 ms Unit dBm



Title: Band-edge Compliance (conducted, single frequency)
Comment A: HM Electronics Wireless 6000 Base 6000
Date: 27.JUN.2003 13:27:14



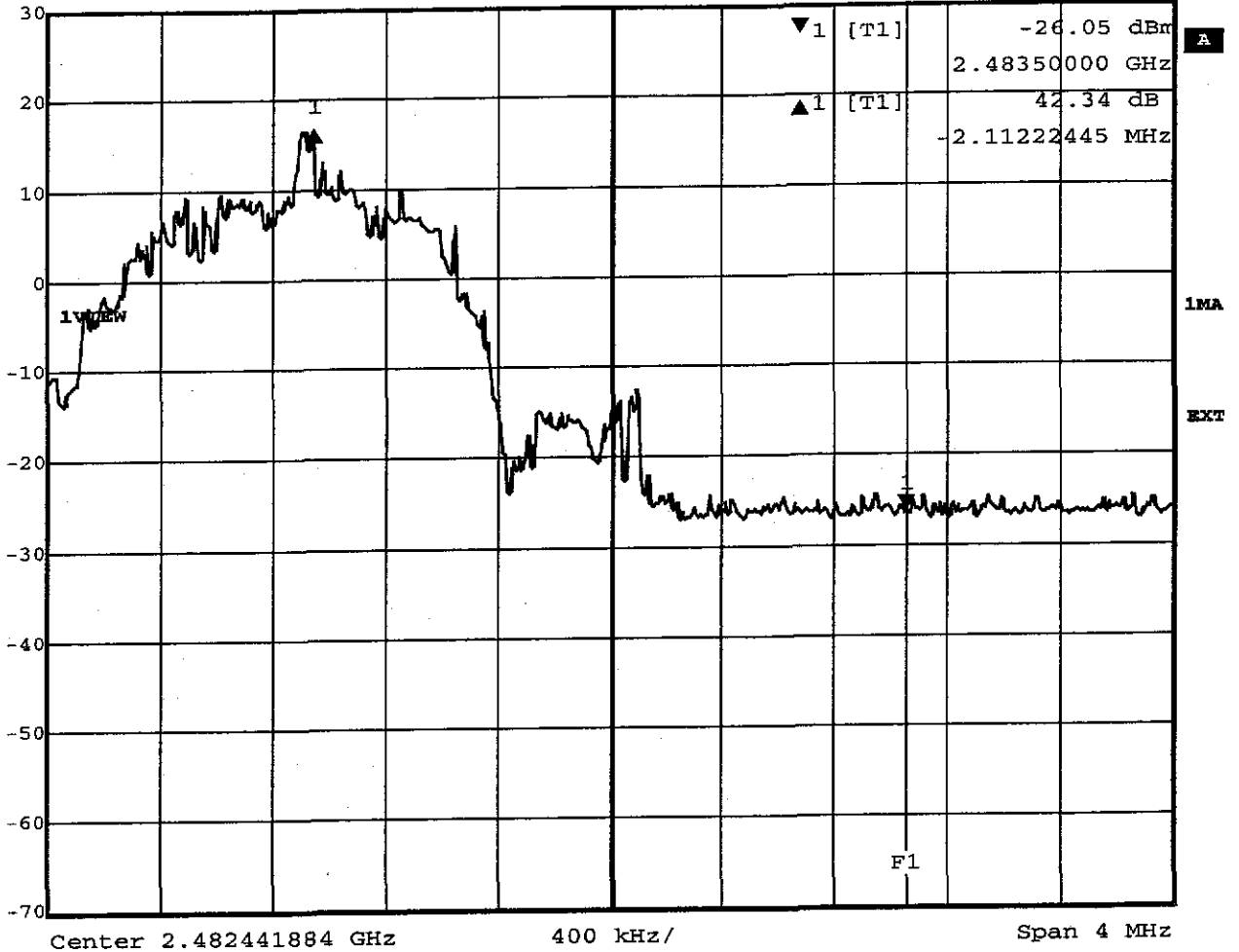
Delta 1 [T1] RBW 50 kHz RF Att 60 dB
Ref Lvl 42.68 dB VBW 50 kHz
30 dBm 1.85871743 MHz SWT 5 ms Unit dBm



Title: Band-edge Compliance (conducted, hopping mode)
Comment A: HM Electronics Wireless 6000 Base 6000
Date: 27.JUN.2003 13:01:37



Delta 1 [T1] RBW 50 kHz RF Att 60 dB
Ref Lvl 42.34 dB VEW 50 kHz
30 dBm -2.11222445 MHz SWT 5 ms Unit dBm



Title: Band-edge Compliance (conducted, hopping mode)
Comment A: HM Electronics Wireless 6000 Base 6000
Date: 27.JUN.2003 13:13:03



Appendix J

Conducted Measurement at (AC) Power Line