| Mode | 65 | |
|---|---|---|
| | Band Edge | |
| | U-NII-3_5.725-5.85_802.11n HT20_CH149_5745MHz | |
| ANT | 3+10 | |
| Pol. | Vertical | Fundamental |
| Peak | 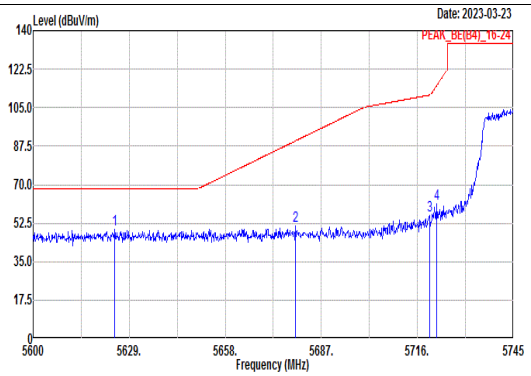 <br>Site : 03CH03-SZ<br>Condition: PEAK_BE(B4)_16-24 3m ANT3117_0057 VERTICAL<br>Mode : 65<br>Setting : MCS0 Powersetting 16<br>Plane : Y with accessories<br>: 32fa7a52<br>Freq Level Limit Line Margin (dB) Read Level Ant Factor Cable Loss Preamp Factor APos TPos Remark<br>MHz dBuV/m dBuV/m dBuV dB/m dB dB cm deg<br>1 5624.65 49.51 68.30 -18.79 39.91 34.67 8.30 33.37 137 360 PEAK<br>2 5679.17 51.44 89.87 -38.43 41.51 34.79 8.50 33.36 137 360 PEAK<br>3 5719.63 55.94 110.70 -54.76 45.77 34.88 8.65 33.36 137 360 PEAK<br>4 5721.80 61.19 114.90 -53.71 51.00 34.89 8.66 33.36 137 360 PEAK | 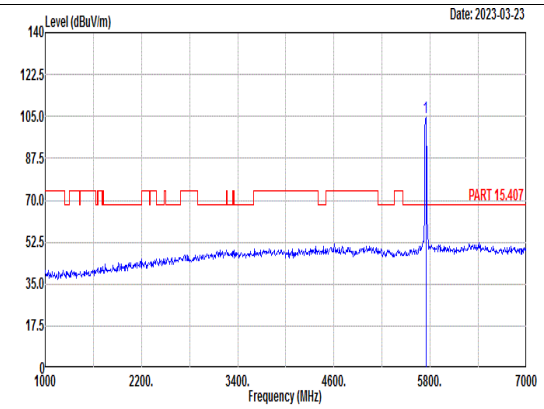 <br>Site : 03CH03-SZ<br>Condition: PART 15.407 3m ANT3117_0057 VERTICAL<br>Mode : 65<br>Setting : MCS0 Powersetting 16<br>Plane : Y with accessories<br>: 32fa7a52<br>Freq Level Limit Line Margin (dB) Read Level Ant Factor Cable Loss Preamp Factor APos TPos Remark<br>MHz dBuV/m dBuV/m dBuV dB/m dB dB cm deg<br>1 5745.00 104.58 ------ ------ 94.24 34.94 8.75 33.35 137 360 PEAK |
| Avg | Blank | 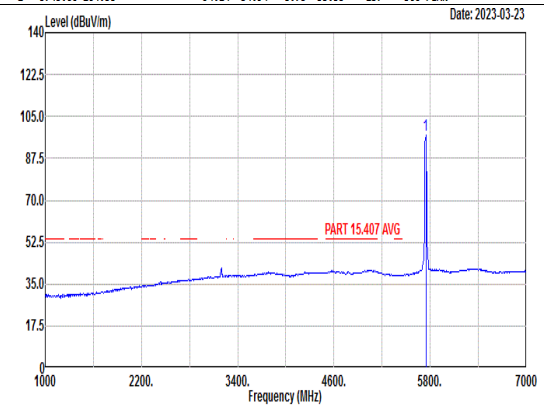 <br>Site : 03CH03-SZ<br>Condition: PART 15.407 AVG 3m ANT3117_0057 VERTICAL<br>Mode : 65<br>Setting : MCS0 Powersetting 16<br>Plane : Y with accessories<br>: 32fa7a52<br>Freq Level Limit Line Margin (dB) Read Level Ant Factor Cable Loss Preamp Factor APos TPos Remark<br>MHz dBuV/m dBuV/m dBuV dB/m dB dB cm deg<br>1 5745.00 97.24 ------ ------ 86.90 34.94 8.75 33.35 137 360 AVERAGE |

| Mode | 65 | |
|---|---|---|
| | Harmonic | |
| | U-NII-3_5.725-5.85_802.11n HT20_CH149_5745MHz | |
| ANT | 3+10 | |
| Pol. | Horizontal | Vertical |
| Peak<br>Avg | 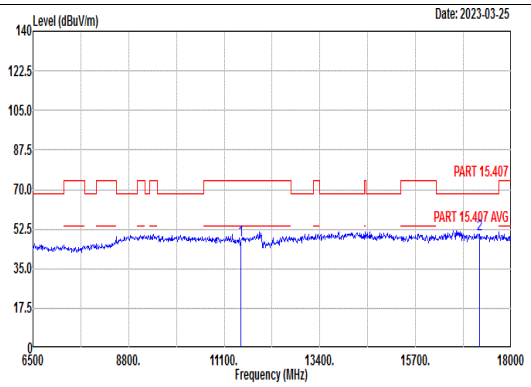 <br><br>Site : 03CH03-SZ<br>Condition: PART 15.407 3m ANT3117_0057 HORIZONTAL<br>Project : 2D0705<br>Mode : 65<br>SN : 32fa7a52<br>Plane : Y with accessories<br>: MCS0 Power setting 16<br><br>Freq Level Limit Line Margin Read Level Ant Factor Cable Loss Preamp Factor APos TPos Remark<br>MHz dBuV/m dBuV/m dB dBuV dB/m dB dB cm deg<br>1 11490.00 47.31 74.00 -26.69 50.16 39.40 11.45 53.70 --- --- Peak<br>2 17235.00 50.10 68.30 -18.20 46.95 42.35 13.17 52.37 --- --- Peak | 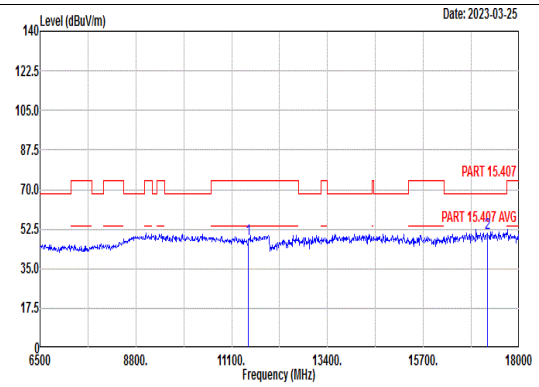 <br><br>Site : 03CH03-SZ<br>Condition: PART 15.407 3m ANT3117_0057 VERTICAL<br>Project : 2D0705<br>Mode : 65<br>SN : 32fa7a52<br>Plane : Y with accessories<br>: MCS0 Power setting 16<br><br>Freq Level Limit Line Margin Read Level Ant Factor Cable Loss Preamp Factor APos TPos Remark<br>MHz dBuV/m dBuV/m dB dBuV dB/m dB dB cm deg<br>1 11490.00 47.83 74.00 -26.17 50.68 39.40 11.45 53.70 --- --- Peak<br>2 17235.00 50.86 68.30 -17.44 47.71 42.35 13.17 52.37 --- --- Peak |

| Mode | 66 | |
|---|---|---|
| | Harmonic | |
| | U-NII-3_5.725-5.85_802.11n HT20_CH157_5785MHz | |
| ANT | 3+10 | |
| Pol. | Horizontal | Vertical |
| Peak<br>Avg | 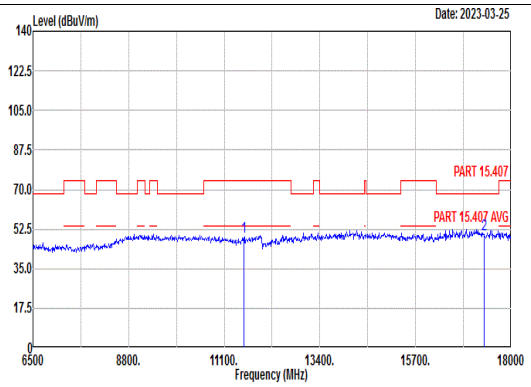 <br><br>Site : 03CH03-SZ<br>Condition: PART 15.407 3m ANT3117_0057 HORIZONTAL<br>Project : 2D0705<br>Mode : 66<br>SN : 32fa7a52<br>Plane : Y with accessories<br>: MCS0 Power setting 16<br><br>Freq Level Limit Line Margin Read Level Ant Factor Cable Loss Preamp Factor APos TPos Remark<br>MHz dBuV/m dBuV/m dB dBuV dB/m dB dB cm deg<br>1 11570.00 49.02 74.00 -24.98 51.69 39.50 11.49 53.66 --- --- Peak<br>2 17355.00 50.15 68.30 -18.15 47.07 42.33 13.20 52.45 --- --- Peak | 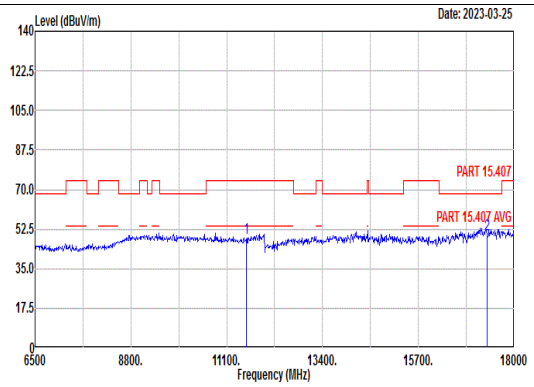 <br><br>Site : 03CH03-SZ<br>Condition: PART 15.407 3m ANT3117_0057 VERTICAL<br>Project : 2D0705<br>Mode : 66<br>SN : 32fa7a52<br>Plane : Y with accessories<br>: MCS0 Power setting 16<br><br>Freq Level Limit Line Margin Read Level Ant Factor Cable Loss Preamp Factor APos TPos Remark<br>MHz dBuV/m dBuV/m dB dBuV dB/m dB dB cm deg<br>1 11570.00 48.73 74.00 -25.27 51.40 39.50 11.49 53.66 --- --- Peak<br>2 17355.00 50.12 68.30 -18.18 47.04 42.33 13.20 52.45 --- --- Peak |

| Mode | 67 | |
|---|---|---|
| | Band Edge | |
| | U-NII-3_5.725-5.85_802.11n HT20_CH165_5825MHz | |
| ANT | 3+10 | |
| Pol. | Horizontal | Fundamental |
| Peak | 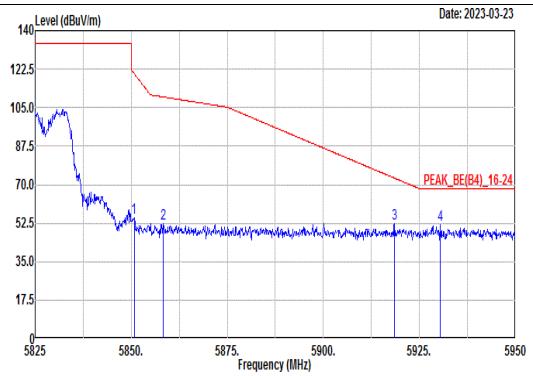 <br>Site : 03CH03-SZ<br>Condition: PEAK_BE(B4)_16-24 3m ANT3117_0057 HORIZONTAL<br>Mode : 67<br>Setting : MCS0 Powersetting 16<br>Plane : Y with accessories<br>: 32fa7a52<br>Freq Level Limit Line Margin (dB) Read Level Ant Factor Cable Loss Preamp Factor APos TPos Remark<br>MHz dBuV/m dBuV/m dBuV dB/m dB dB cm deg<br>1 5850.75 54.70 120.49 -65.79 43.98 35.17 8.88 33.33 200 284 PEAK<br>2 5858.25 52.47 109.89 -57.42 41.74 35.19 8.87 33.33 200 284 PEAK<br>3 5918.50 52.08 72.99 -20.91 41.28 35.32 8.80 33.32 200 284 PEAK<br>4 5930.50 51.73 68.30 -16.57 40.92 35.35 8.78 33.32 200 284 PEAK | 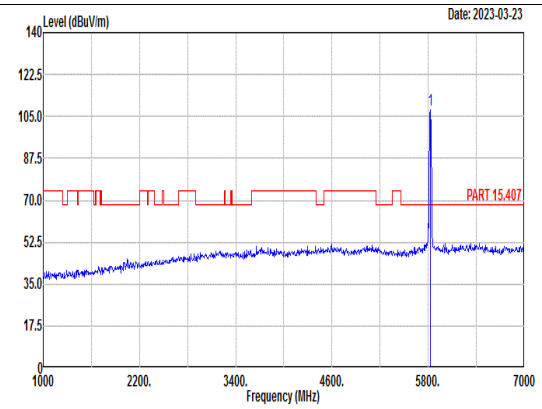 <br>Site : 03CH03-SZ<br>Condition: PART 15.407 3m ANT3117_0057 HORIZONTAL<br>Mode : 67<br>Setting : MCS0 Powersetting 16<br>Plane : Y with accessories<br>: 32fa7a52<br>Freq Level Limit Line Margin (dB) Read Level Ant Factor Cable Loss Preamp Factor APos TPos Remark<br>MHz dBuV/m dBuV/m dBuV dB/m dB dB cm deg<br>1 5825.00 107.74 ------ ------ 97.06 35.11 8.91 33.34 200 284 PEAK |
| Avg | Blank | 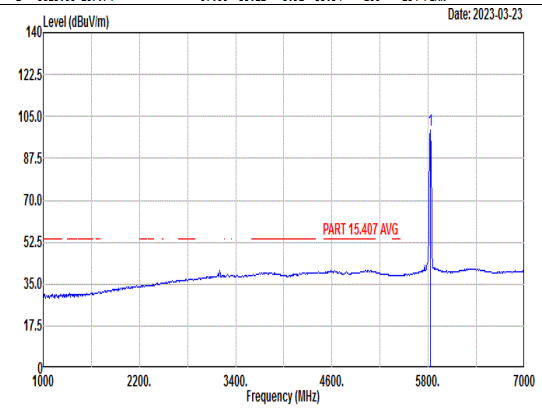 <br>Site : 03CH03-SZ<br>Condition: PART 15.407 AVG 3m ANT3117_0057 HORIZONTAL<br>Mode : 67<br>Setting : MCS0 Powersetting 16<br>Plane : Y with accessories<br>: 32fa7a52<br>Freq Level Limit Line Margin (dB) Read Level Ant Factor Cable Loss Preamp Factor APos TPos Remark<br>MHz dBuV/m dBuV/m dBuV dB/m dB dB cm deg<br>1 5825.00 99.23 ------ ------ 88.55 35.11 8.91 33.34 200 284 AVERAGE |

| Mode | 67 | |
|---|---|---|
| | Band Edge | |
| | U-NII-3_5.725-5.85_802.11n HT20_CH165_5825MHz | |
| ANT | 3+10 | |
| Pol. | Vertical | Fundamental |
| Peak | 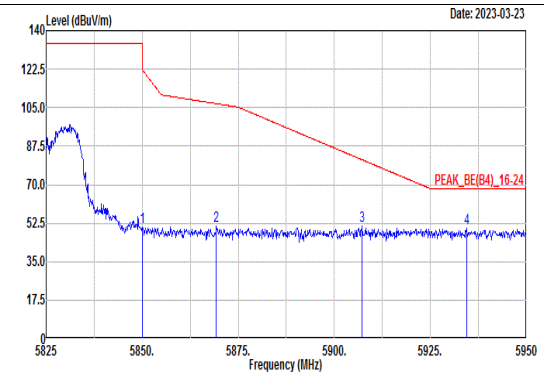 <br>Site : 03CH03-SZ<br>Condition: PEAK_BE(B4)_16-24 3m ANT3117_0057 VERTICAL<br>Mode : 67<br>Setting : MCS0 Powersetting 16<br>Plane : Y with accessories<br>: 32fa7a52<br>Freq Level Limit Line Margin (dB) Read Level Ant Factor Cable Loss Preamp Factor APos TPos Remark<br>MHz dBuV/m dBuV/m dBuV dB/m dB dB cm deg<br>1 5850.13 50.74 121.91 -71.17 40.02 35.17 8.88 33.33 400 239 PEAK<br>2 5869.25 51.40 106.81 -55.41 40.67 35.21 8.85 33.33 400 239 PEAK<br>3 5907.25 51.00 81.30 -30.30 40.21 35.30 8.81 33.32 400 239 PEAK<br>4 5934.38 50.19 68.30 -18.11 39.36 35.36 8.78 33.31 400 239 PEAK | 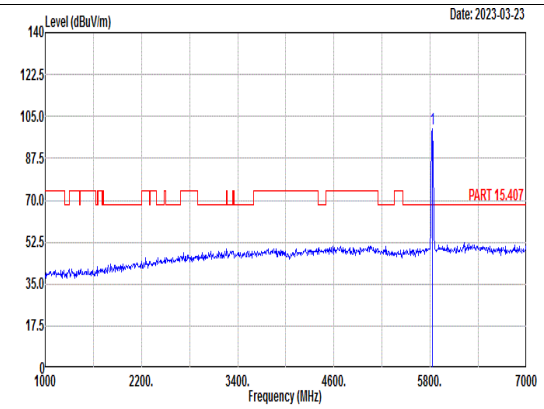 <br>Site : 03CH03-SZ<br>Condition: PART 15.407 3m ANT3117_0057 VERTICAL<br>Mode : 67<br>Setting : MCS0 Powersetting 16<br>Plane : Y with accessories<br>: 32fa7a52<br>Freq Level Limit Line Margin (dB) Read Level Ant Factor Cable Loss Preamp Factor APos TPos Remark<br>MHz dBuV/m dBuV/m dBuV dB/m dB dB cm deg<br>1 5825.00 99.69 ------ ------ 89.01 35.11 8.91 33.34 400 239 PEAK |
| Avg | Blank | 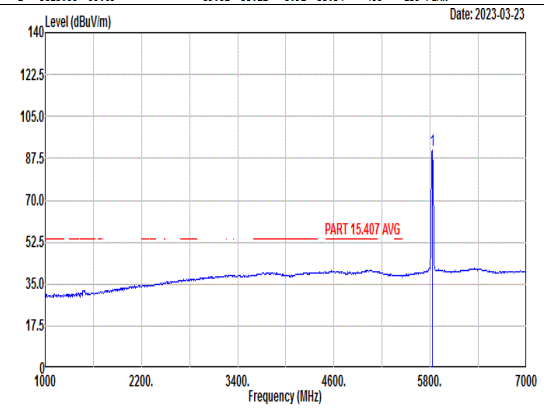 <br>Site : 03CH03-SZ<br>Condition: PART 15.407 AVG 3m ANT3117_0057 VERTICAL<br>Mode : 67<br>Setting : MCS0 Powersetting 16<br>Plane : Y with accessories<br>: 32fa7a52<br>Freq Level Limit Line Margin (dB) Read Level Ant Factor Cable Loss Preamp Factor APos TPos Remark<br>MHz dBuV/m dBuV/m dBuV dB/m dB dB cm deg<br>1 5825.00 91.08 ------ ------ 80.40 35.11 8.91 33.34 400 239 AVERAGE |

| Mode | 67 | |
|---|---|---|
| | Harmonic | |
| | U-NII-3_5.725-5.85_802.11n HT20_CH165_5825MHz | |
| ANT | 3+10 | |
| Pol. | Horizontal | Vertical |
| Peak<br>Avg | 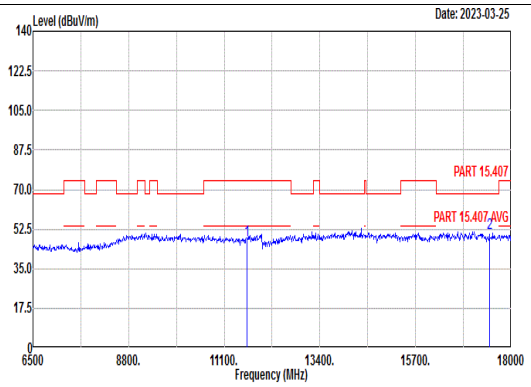 <br><br>Site : 03CH03-SZ<br>Condition: PART 15.407 3m ANT3117_0057 HORIZONTAL<br>Project : 2D0705<br>Mode : 67<br>SN : 32fa7a52<br>Plane : Y with accessories<br>: MCS0 Power setting 16<br><br>Freq Level Limit Line Margin Read Level Ant Factor Cable Loss Preamp Factor APos TPos Remark<br>MHz dBuV/m dBuV/m dB dBuV dB/m dB dB cm deg<br>1 11650.00 47.77 74.00 -26.23 50.24 39.61 11.53 53.61 --- --- Peak<br>2 17475.00 50.78 68.30 -17.52 47.77 42.31 13.23 52.53 --- --- Peak | 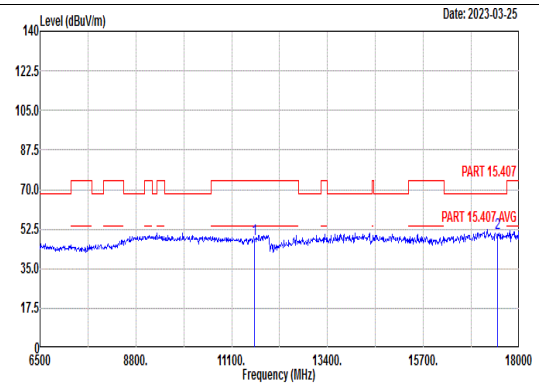 <br><br>Site : 03CH03-SZ<br>Condition: PART 15.407 3m ANT3117_0057 VERTICAL<br>Project : 2D0705<br>Mode : 67<br>SN : 32fa7a52<br>Plane : Y with accessories<br>: MCS0 Power setting 16<br><br>Freq Level Limit Line Margin Read Level Ant Factor Cable Loss Preamp Factor APos TPos Remark<br>MHz dBuV/m dBuV/m dB dBuV dB/m dB dB cm deg<br>1 11650.00 48.15 74.00 -25.85 50.62 39.61 11.53 53.61 --- --- Peak<br>2 17475.00 50.53 68.30 -17.77 47.52 42.31 13.23 52.53 --- --- Peak |

| Mode | 68 | |
|---|---|---|
| | Band Edge - L | |
| | U-NII-3_5.725-5.85_802.11n HT40_CH151_5755MHz | |
| ANT | 3+10 | |
| Pol. | Horizontal | Fundamental |
| Peak | 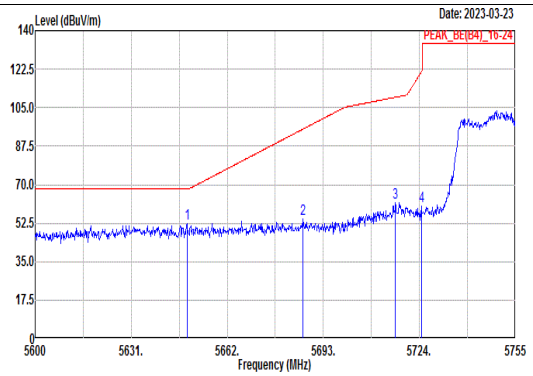 <br>Site : 03CH03-SZ<br>Condition: PEAK_BE(B4)_16-24 3m ANT3117_0057 HORIZONTAL<br>Mode : 68<br>Setting : MCS0 Powersetting 15<br>Plane : Y with accessories<br>: 32fa7a52<br><br>Freq Level Limit Line Margin (dB) Read Level Ant Factor Cable Loss Preamp Factor APos TPos Remark<br>MHz dBuV/m dBuV/m dBuV dB/m dB dB cm deg<br>1 5648.98 52.23 68.30 -16.07 42.48 34.73 8.39 33.37 252 105 PEAK<br>2 5686.34 54.25 95.15 -40.90 44.27 34.81 8.53 33.36 252 105 PEAK<br>3 5716.25 61.93 109.75 -47.82 51.77 34.88 8.64 33.36 252 105 PEAK<br>4 5724.62 60.03 121.33 -61.30 49.83 34.89 8.67 33.36 252 105 PEAK | 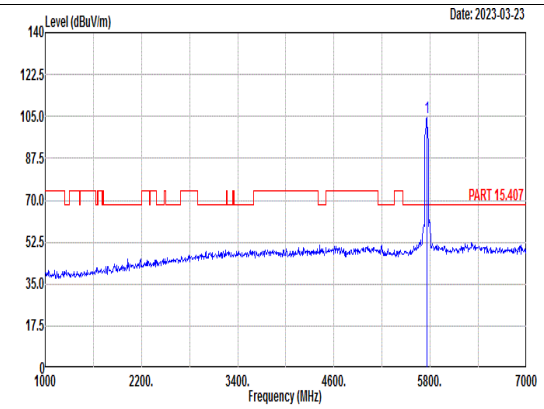 <br>Site : 03CH03-SZ<br>Condition: PART 15.407 3m ANT3117_0057 HORIZONTAL<br>Mode : 68<br>Setting : MCS0 Powersetting 15<br>Plane : Y with accessories<br>: 32fa7a52<br><br>Freq Level Limit Line Margin (dB) Read Level Ant Factor Cable Loss Preamp Factor APos TPos Remark<br>MHz dBuV/m dBuV/m dBuV dB/m dB dB cm deg<br>1 5755.00 104.69 ------ ------ 94.27 34.97 8.80 33.35 252 105 PEAK |
| Avg | Blank | 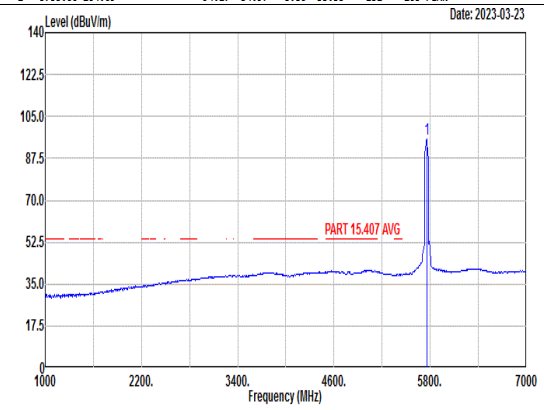 <br>Site : 03CH03-SZ<br>Condition: PART 15.407 AVG 3m ANT3117_0057 HORIZONTAL<br>Mode : 68<br>Setting : MCS0 Powersetting 15<br>Plane : Y with accessories<br>: 32fa7a52<br><br>Freq Level Limit Line Margin (dB) Read Level Ant Factor Cable Loss Preamp Factor APos TPos Remark<br>MHz dBuV/m dBuV/m dBuV dB/m dB dB cm deg<br>1 5755.00 95.62 ------ ------ 85.20 34.97 8.80 33.35 252 105 AVERAGE |

| Mode | 68 | |
|---|---|---|
| | Band Edge - R | |
| | U-NII-3_5.725-5.85_802.11n HT40_CH151_5755MHz | |
| ANT | 3+10 | |
| Pol. | Horizontal | Fundamental |
| Peak | 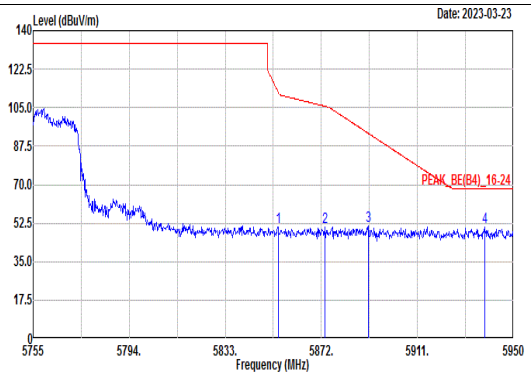 <br>Site : 03CH03-SZ<br>Condition: PEAK_BE(B4)_16-24 3m ANT3117_0057 HORIZONTAL<br>Mode : 68<br>Setting : MCS0 Powersetting 15<br>Plane : Y with accessories<br>: 32fa7a52<br><br>Freq Level Limit Line Margin (dB) Read Level Ant Factor Cable Loss Preamp Factor APos TPos Remark<br>MHz dBuV/m dBuV/m dBuV dB/m dB dB cm deg<br>1 5854.45 50.73 112.05 -61.32 40.01 35.18 8.87 33.33 252 105 PEAK<br>2 5873.56 50.46 105.60 -55.14 39.72 35.22 8.85 33.33 252 105 PEAK<br>3 5891.11 51.11 93.24 -42.13 40.34 35.26 8.83 33.32 252 105 PEAK<br>4 5938.30 50.56 68.30 -17.74 39.74 35.36 8.77 33.31 252 105 PEAK | Blank |

| Mode | 68 | |
|---|---|---|
| | Band Edge - L | |
| | U-NII-3_5.725-5.85_802.11n HT40_CH151_5755MHz | |
| ANT | 3+10 | |
| Pol. | Vertical | Fundamental |
| Peak | 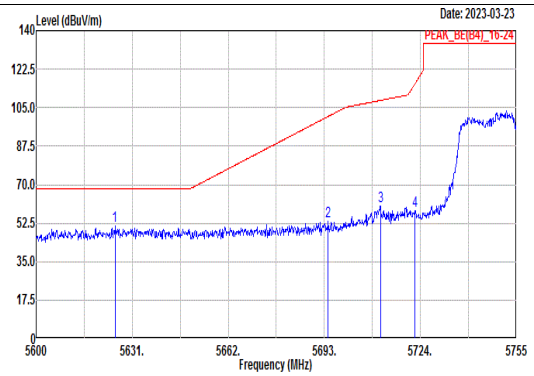 <br>Site : 03CH03-SZ<br>Condition: PEAK_BE(B4)_16-24 3m ANT3117_0057 VERTICAL<br>Mode : 68<br>Setting : MCS0 Powersetting 15<br>Plane : Y with accessories<br>: 32fa7a52<br>Freq Level Limit Line Margin (dB) Read Level Ant Factor Cable Loss Preamp Factor APos TPos Remark<br>MHz dBuV/m dBuV/m dBuV dB/m dB dB cm deg<br>1 5625.42 51.06 68.30 -17.24 41.44 34.68 8.31 33.37 359 33 PEAK<br>2 5694.24 53.51 100.97 -47.46 43.48 34.83 8.56 33.36 359 33 PEAK<br>3 5711.14 60.38 108.32 -47.94 50.26 34.86 8.62 33.36 359 33 PEAK<br>4 5722.30 57.95 116.03 -58.08 47.76 34.89 8.66 33.36 359 33 PEAK | 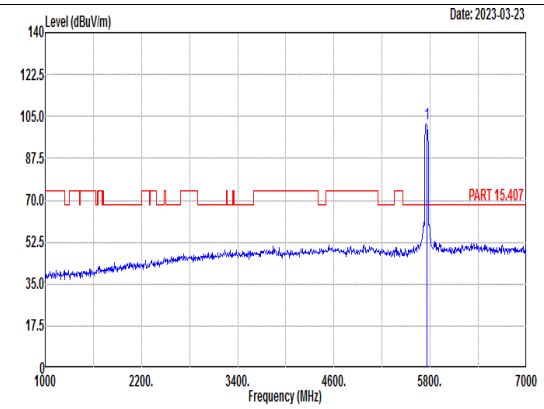 <br>Site : 03CH03-SZ<br>Condition: PART 15.407 3m ANT3117_0057 VERTICAL<br>Mode : 68<br>Setting : MCS0 Powersetting 15<br>Plane : Y with accessories<br>: 32fa7a52<br>Freq Level Limit Line Margin (dB) Read Level Ant Factor Cable Loss Preamp Factor APos TPos Remark<br>MHz dBuV/m dBuV/m dBuV dB/m dB dB cm deg<br>1 5755.00 102.12 ------ ------ 91.75 34.95 8.77 33.35 359 33 PEAK |
| Avg | Blank | 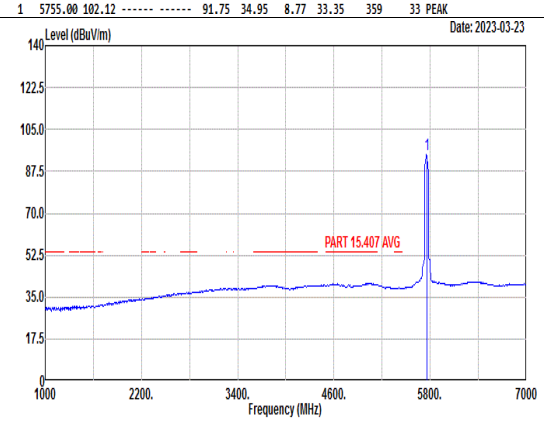 <br>Site : 03CH03-SZ<br>Condition: PART 15.407 AVG 3m ANT3117_0057 VERTICAL<br>Mode : 68<br>Setting : MCS0 Powersetting 15<br>Plane : Y with accessories<br>: 32fa7a52<br>Freq Level Limit Line Margin (dB) Read Level Ant Factor Cable Loss Preamp Factor APos TPos Remark<br>MHz dBuV/m dBuV/m dBuV dB/m dB dB cm deg<br>1 5755.00 94.71 ------ ------ 84.34 34.95 8.77 33.35 359 33 AVERAGE |

| Mode | 68 | |
|---|---|---|
| | Band Edge - R | |
| | U-NII-3_5.725-5.85_802.11n HT40_CH151_5755MHz | |
| ANT | 3+10 | |
| Pol. | Vertical | Fundamental |
| Peak | 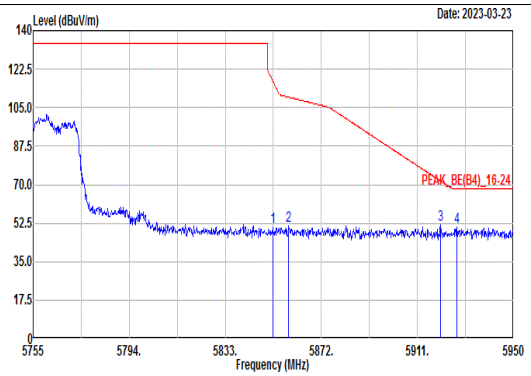 <br>Site : 03CH03-SZ<br>Condition: PEAK_BE(B4)_16-24 3m ANT3117_0057 VERTICAL<br>Mode : 68<br>Setting : MCS0 Powersetting 15<br>Plane : Y with accessories<br>: 32fa7a52<br><br>Freq Level Limit Line Margin (dB) Read Level Ant Factor Cable Loss Preamp Factor APos TPos Remark<br>MHz dBuV/m dBuV/m dBuV dB/m dB dB cm deg<br>1 5852.31 50.86 116.94 -66.08 40.14 35.18 8.87 33.33 359 33 PEAK<br>2 5858.74 51.01 109.75 -58.74 40.28 35.19 8.87 33.33 359 33 PEAK<br>3 5920.36 51.57 71.62 -20.05 40.78 35.32 8.79 33.32 359 33 PEAK<br>4 5926.99 50.85 68.30 -17.45 40.04 35.34 8.79 33.32 359 33 PEAK | Blank |

| Mode | 68 | |
|---|---|---|
| | Harmonic | |
| | U-NII-3_5.725-5.85_802.11n HT40_CH151_5755MHz | |
| ANT | 3+10 | |
| Pol. | Horizontal | Vertical |
| Peak<br>Avg | 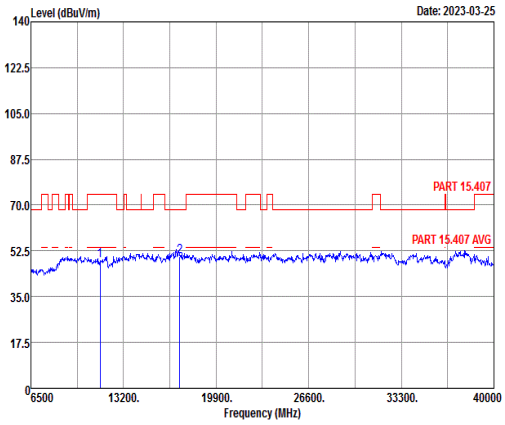 <br><br>Site : 03CH03-SZ<br>Condition : PART 15.407 3m ANT3117_0057 HORIZONTAL<br>Project : 2D0705<br>Mode : Mode 68<br>SN : 32fa7a52<br>Plane : Y with accessories<br>: MCS0 Power setting 15<br>Freq Level Over Limit Limit Line ReadAntenna Level Factor Cable Loss Preamp Factor A/Pos T/Pos Remark<br>MHz dBuV/m dB dBuV/m dBuV dB/m dB dB cm deg<br>1 11510.00 48.69 -25.31 74.00 51.52 39.41 11.45 53.69 --- --- Peak<br>2 17265.00 50.44 -17.86 68.30 47.30 42.35 13.18 52.39 --- --- Peak | 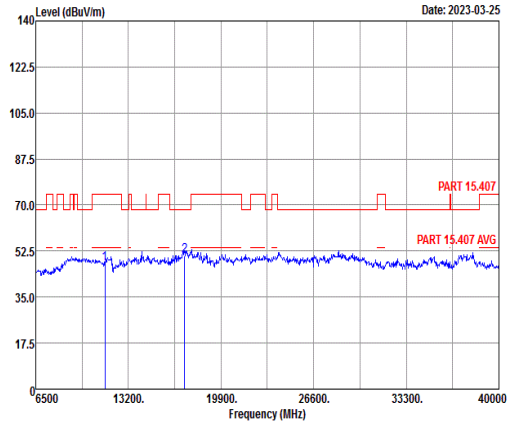 <br><br>Site : 03CH03-SZ<br>Condition : PART 15.407 3m ANT3117_0057 VERTICAL<br>Project : 2D0705<br>Mode : Mode 68<br>SN : 32fa7a52<br>Plane : Y with accessories<br>: MCS0 Power setting 15<br>Freq Level Over Limit Limit Line ReadAntenna Level Factor Cable Loss Preamp Factor A/Pos T/Pos Remark<br>MHz dBuV/m dB dBuV/m dBuV dB/m dB dB cm deg<br>1 11510.00 47.61 -26.39 74.00 50.44 39.41 11.45 53.69 --- --- Peak<br>2 17265.00 50.74 -17.56 68.30 47.60 42.35 13.18 52.39 --- --- Peak |

| Mode | 69 | |
|---|---|---|
| | Band Edge - L | |
| | U-NII-3_5.725-5.85_802.11n HT40_CH159_5795MHz | |
| ANT | 3+10 | |
| Pol. | Horizontal | Fundamental |
| Peak | 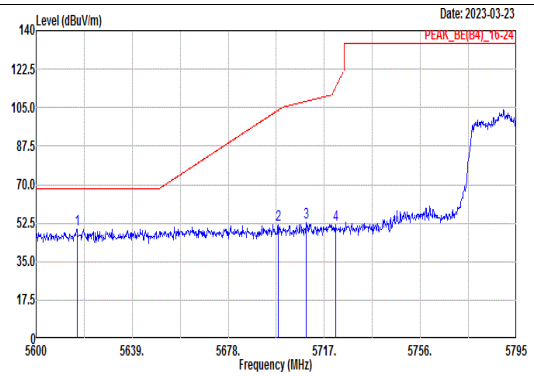 <br>Site : 03CH03-SZ<br>Condition: PEAK_BE(B4)_16-24 3m ANT3117_0057 HORIZONTAL<br>Mode : 69<br>Setting : MCS0 Powersetting 15<br>Plane : Y with accessories<br>: 32fa7a52<br><br>Freq Level Limit Line Margin (dB) Read Level Ant Factor Cable Loss Preamp Factor APos TPos Remark<br>MHz dBuV/m dBuV/m dBuV dB/m dB dB cm deg<br>1 5616.58 49.91 68.30 -18.39 40.36 34.66 8.27 33.38 262 111 PEAK<br>2 5698.28 51.78 103.94 -52.16 41.72 34.84 8.58 33.36 262 111 PEAK<br>3 5709.79 52.95 107.94 -54.99 42.83 34.86 8.62 33.36 262 111 PEAK<br>4 5721.49 51.93 114.19 -62.26 41.74 34.89 8.66 33.36 262 111 PEAK | 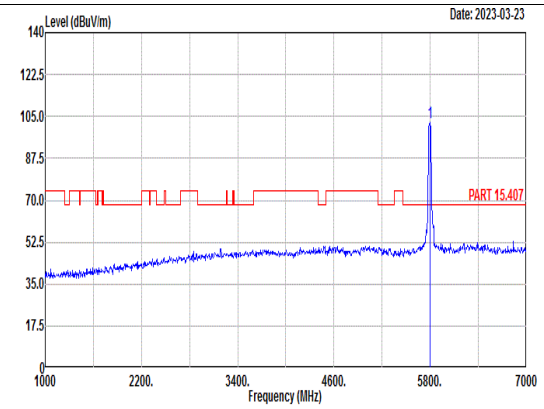 <br>Site : 03CH03-SZ<br>Condition: PART 15.407 3m ANT3117_0057 HORIZONTAL<br>Mode : 69<br>Setting : MCS0 Powersetting 15<br>Plane : Y with accessories<br>: 32fa7a52<br><br>Freq Level Limit Line Margin (dB) Read Level Ant Factor Cable Loss Preamp Factor APos TPos Remark<br>MHz dBuV/m dBuV/m dBuV dB/m dB dB cm deg<br>1 5795.00 102.25 ------ ------ 91.61 35.05 8.93 33.34 262 111 PEAK |
| Avg | Blank | 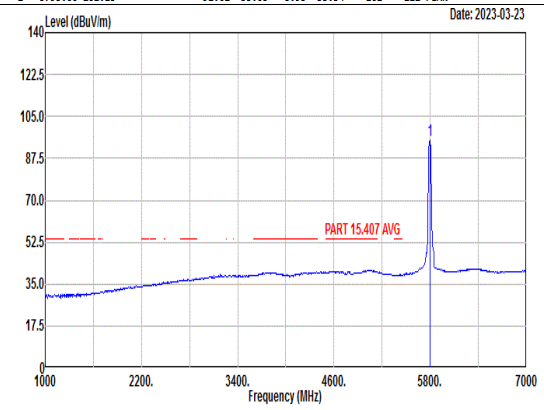 <br>Site : 03CH03-SZ<br>Condition: PART 15.407 AVG 3m ANT3117_0057 HORIZONTAL<br>Mode : 69<br>Setting : MCS0 Powersetting 15<br>Plane : Y with accessories<br>: 32fa7a52<br><br>Freq Level Limit Line Margin (dB) Read Level Ant Factor Cable Loss Preamp Factor APos TPos Remark<br>MHz dBuV/m dBuV/m dBuV dB/m dB dB cm deg<br>1 5795.00 95.33 ------ ------ 84.67 35.06 8.94 33.34 262 111 AVERAGE |

| Mode | 69 | |
|---|---|---|
| | Band Edge - R | |
| | U-NII-3_5.725-5.85_802.11n HT40_CH159_5795MHz | |
| ANT | 3+10 | |
| Pol. | Horizontal | Fundamental |
| Peak | 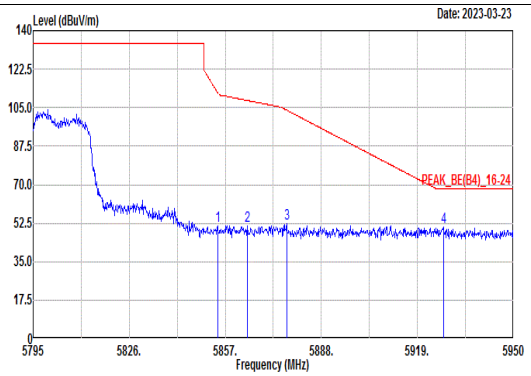 <br>Site : 03CH03-SZ<br>Condition: PEAK_BE(B4)_16-24 3m ANT3117_0057 HORIZONTAL<br>Mode : 69<br>Setting : MCS0 Powersetting 15<br>Plane : Y with accessories<br>: 32fa7a52<br><br>Freq Level Limit Line Margin (dB) Read Level Ant Factor Cable Loss Preamp Factor APos TPos Remark<br>MHz dBuV/m dBuV/m dBuV dB/m dB dB cm deg<br>1 5854.52 51.18 111.89 -60.71 40.46 35.18 8.87 33.33 262 111 PEAK<br>2 5864.13 51.49 108.24 -56.75 40.76 35.20 8.86 33.33 262 111 PEAK<br>3 5876.84 52.11 103.83 -51.72 41.36 35.23 8.85 33.33 262 111 PEAK<br>4 5927.37 50.79 68.30 -17.51 39.98 35.34 8.79 33.32 262 111 PEAK | Blank |

| Mode | 69 | |
|---|---|---|
| | Band Edge - L | |
| | U-NII-3_5.725-5.85_802.11n HT40_CH159_5795MHz | |
| ANT | 3+10 | |
| Pol. | Vertical | Fundamental |
| Peak | 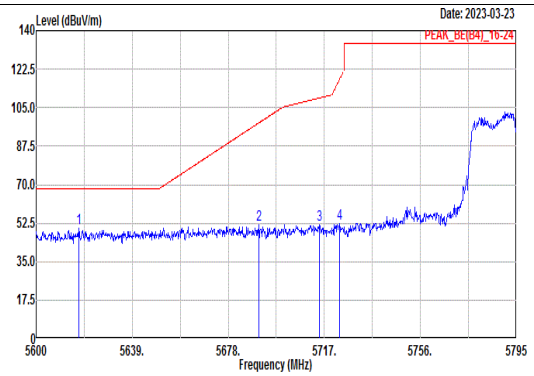 <br>Site : 03CH03-SZ<br>Condition: PEAK_BE(B4)_16-24 3m ANT3117_0057 VERTICAL<br>Mode : 69<br>Setting : MCS0 Powersetting 15<br>Plane : Y with accessories<br>: 32fa7a52<br><br>Freq Level Limit Line Margin (dB) Read Level Ant Factor Cable Loss Preamp Factor APos TPos Remark<br>MHz dBuV/m dBuV/m dBuV dB/m dB dB cm deg<br>1 5617.36 50.36 68.30 -17.94 40.80 34.66 8.28 33.38 387 38 PEAK<br>2 5690.29 51.68 98.06 -46.38 41.67 34.82 8.55 33.36 387 38 PEAK<br>3 5715.05 51.98 109.42 -57.44 41.83 34.87 8.64 33.36 387 38 PEAK<br>4 5723.05 52.28 117.74 -65.46 42.08 34.89 8.67 33.36 387 38 PEAK | 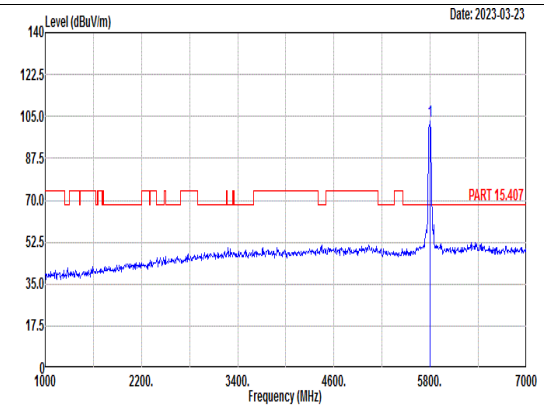 <br>Site : 03CH03-SZ<br>Condition: PART 15.407 3m ANT3117_0057 VERTICAL<br>Mode : 69<br>Setting : MCS0 Powersetting 15<br>Plane : Y with accessories<br>: 32fa7a52<br><br>Freq Level Limit Line Margin (dB) Read Level Ant Factor Cable Loss Preamp Factor APos TPos Remark<br>MHz dBuV/m dBuV/m dBuV dB/m dB dB cm deg<br>1 5795.00 102.94 ------ ------ 92.28 35.06 8.94 33.34 387 38 PEAK |
| Avg | Blank | 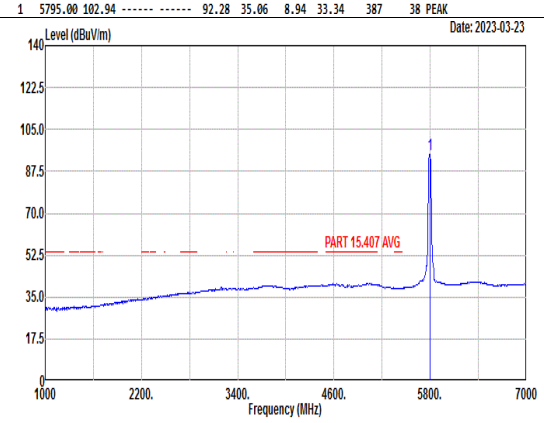 <br>Site : 03CH03-SZ<br>Condition: PART 15.407 AVG 3m ANT3117_0057 VERTICAL<br>Mode : 69<br>Setting : MCS0 Powersetting 15<br>Plane : Y with accessories<br>: 32fa7a52<br><br>Freq Level Limit Line Margin (dB) Read Level Ant Factor Cable Loss Preamp Factor APos TPos Remark<br>MHz dBuV/m dBuV/m dBuV dB/m dB dB cm deg<br>1 5795.00 94.56 ------ ------ 83.92 35.05 8.93 33.34 387 38 AVERAGE |

| Mode | 69 | |
|---|---|---|
| | Band Edge - R | |
| | U-NII-3_5.725-5.85_802.11n HT40_CH159_5795MHz | |
| ANT | 3+10 | |
| Pol. | Vertical | Fundamental |
| Peak | 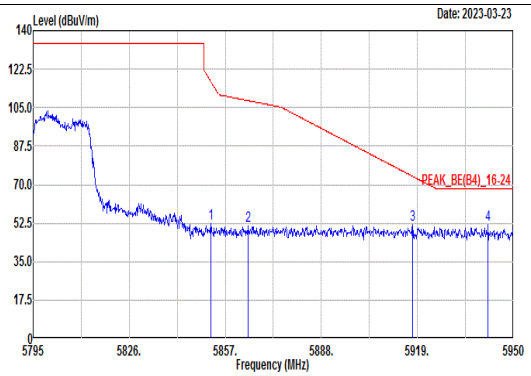 <br>Site : 03CH03-SZ<br>Condition: PEAK_BE(B4)_16-24 3m ANT3117_0057 VERTICAL<br>Mode : 69<br>Setting : MCS0 Powersetting 15<br>Plane : Y with accessories<br>: 32fa7a52<br><br>Freq Level Limit Line Margin (dB) Read Level Ant Factor Cable Loss Preamp Factor APos TPos Remark<br>MHz dBuV/m dBuV/m dBuV dB/m dB dB cm deg<br>1 5852.35 52.11 116.84 -64.73 41.39 35.18 8.87 33.33 387 38 PEAK<br>2 5864.29 51.22 108.20 -56.98 40.49 35.20 8.86 33.33 387 38 PEAK<br>3 5917.45 52.02 73.77 -21.75 41.22 35.32 8.80 33.32 387 38 PEAK<br>4 5941.79 51.83 68.30 -16.47 41.00 35.37 8.77 33.31 387 38 PEAK | Blank |

| Mode | 69 | |
|---|---|---|
| | Harmonic | |
| | U-NII-3_5.725-5.85_802.11n HT40_CH159_5795MHz | |
| ANT | 3+10 | |
| Pol. | Horizontal | Vertical |
| Peak<br>Avg | 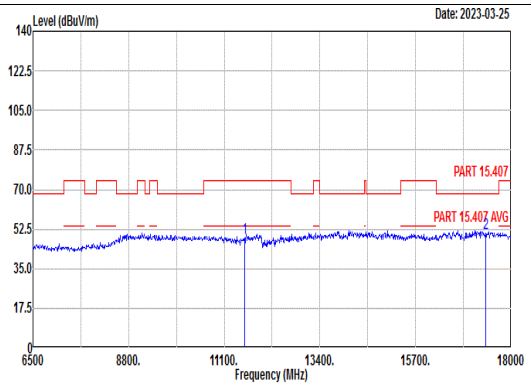 <br><br>Site : 03CH03-SZ<br>Condition: PART 15.407 3m ANT3117_0057 HORIZONTAL<br>Project : 2D0705<br>Mode : 69<br>SN : 32fa7a52<br>Plane : Y with accessories<br>: MCS0 Power setting 15<br><br>Freq Level Limit Line Margin Read Level Ant Factor Cable Loss Preamp Factor APos TPos Remark<br>MHz dBuV/m dBuV/m dB dBuV dB/m dB dB cm deg<br>1 11590.00 48.64 74.00 -25.36 51.25 39.53 11.50 53.64 --- --- Peak<br>2 17385.00 50.85 68.30 -17.45 47.79 42.32 13.21 52.47 --- --- Peak | 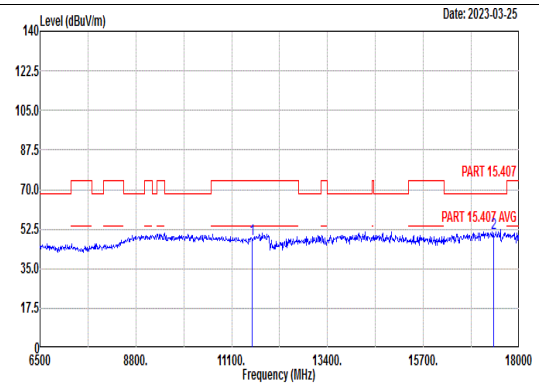 <br><br>Site : 03CH03-SZ<br>Condition: PART 15.407 3m ANT3117_0057 VERTICAL<br>Project : 2D0705<br>Mode : 69<br>SN : 32fa7a52<br>Plane : Y with accessories<br>: MCS0 Power setting 15<br><br>Freq Level Limit Line Margin Read Level Ant Factor Cable Loss Preamp Factor APos TPos Remark<br>MHz dBuV/m dBuV/m dB dBuV dB/m dB dB cm deg<br>1 11590.00 47.97 74.00 -26.03 50.58 39.53 11.50 53.64 --- --- Peak<br>2 17385.00 50.70 68.30 -17.60 47.64 42.32 13.21 52.47 --- --- Peak |

| Mode | 70 | |
|---|---|---|
| | Band Edge - L | |
| | U-NII-2A_5.25-5.35_802.11n HT40_CH62_5310MHz | |
| ANT | 3+10 | |
| Pol. | Horizontal | Fundamental |
| Peak | 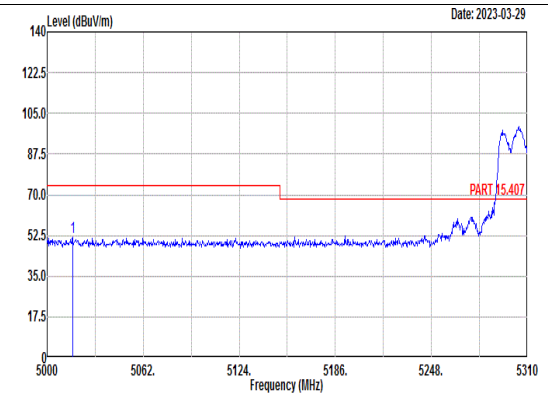 <br>Site : 03CH03-SZ<br>Condition: PART 15.407 3m ANT3117_0057 HORIZONTAL<br>: RBW:1000.000kHz VBW:3000.000kHz<br>Mode : 70<br>Setting : MCS0 Power setting 15<br>Plane : X with accessories<br>: TI00000630<br>Freq Level Limit Line Margin Read Level Ant Factor Cable Loss Preamp Factor APos TPos Remark<br>MHz dBuV/m dBuV/m dBuV dB/m dB dB cm deg<br>1 5016.43 51.61 74.00 -22.39 41.82 34.59 7.83 32.63 100 128 PEAK | 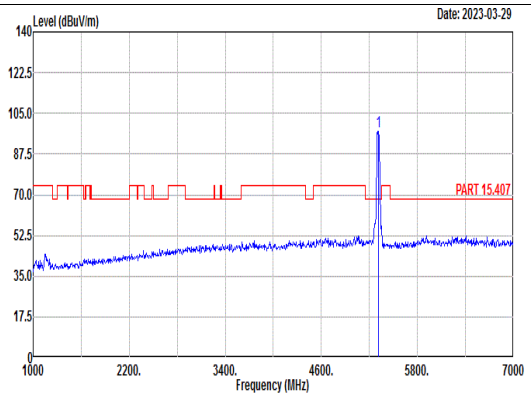 <br>Site : 03CH03-SZ<br>Condition: PART 15.407 3m ANT3117_0057 HORIZONTAL<br>: RBW:1000.000kHz VBW:3000.000kHz<br>Mode : 70<br>Setting : MCS0 Power setting 15<br>Plane : X with accessories<br>: TI00000630<br>Freq Level Limit Line Margin (dB) Read Level Ant Factor Cable Loss Preamp Factor APos TPos Remark<br>MHz dBuV/m dBuV/m dBuV dB/m dB dB cm deg<br>1 5310.00 97.35 ------ ------ 87.75 34.48 8.22 33.10 100 128 PEAK |
| Avg | 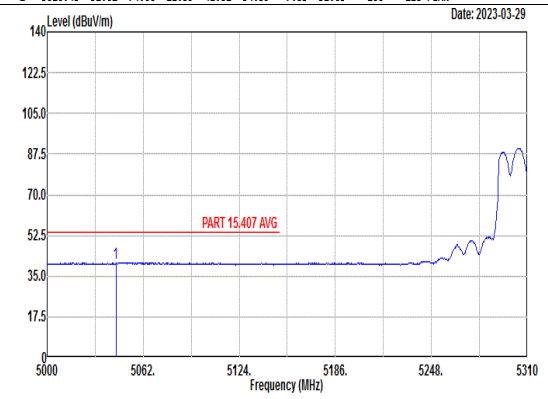 <br>Site : 03CH03-SZ<br>Condition: PART 15.407 AVG 3m ANT3117_0057 HORIZONTAL<br>: RBW:1000.000kHz VBW:0.010kHz<br>Mode : 70<br>Setting : MCS0 Power setting 15<br>Plane : X with accessories<br>: TI00000630<br>Freq Level Limit Line Margin Read Level Ant Factor Cable Loss Preamp Factor APos TPos Remark<br>MHz dBuV/m dBuV/m dBuV dB/m dB dB cm deg<br>1 5044.33 40.84 54.00 -13.16 31.09 34.58 7.85 32.68 100 128 AVERAGE | 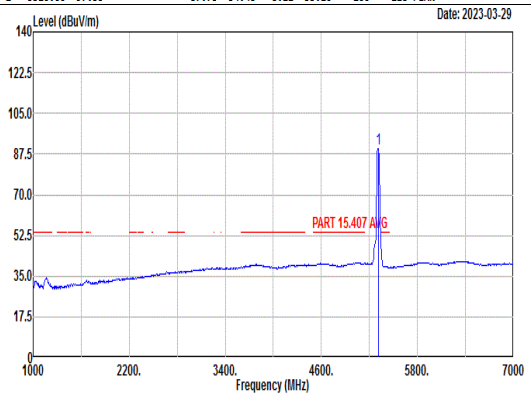 <br>Site : 03CH03-SZ<br>Condition: PART 15.407 AVG 3m ANT3117_0057 HORIZONTAL<br>: RBW:1000.000kHz VBW:0.010kHz<br>Mode : 70<br>Setting : MCS0 Power setting 15<br>Plane : X with accessories<br>: TI00000630<br>Freq Level Limit Line Margin (dB) Read Level Ant Factor Cable Loss Preamp Factor APos TPos Remark<br>MHz dBuV/m dBuV/m dBuV dB/m dB dB cm deg<br>1 5310.00 90.00 ------ ------ 80.41 34.47 8.23 33.11 100 128 AVERAGE |

| Mode | 70 | |
|---|---|---|
| | Band Edge - R | |
| | U-NII-2A_5.25-5.35_802.11n HT40_CH62_5310MHz | |
| ANT | 3+10 | |
| Pol. | Horizontal | Fundamental |
| Peak | 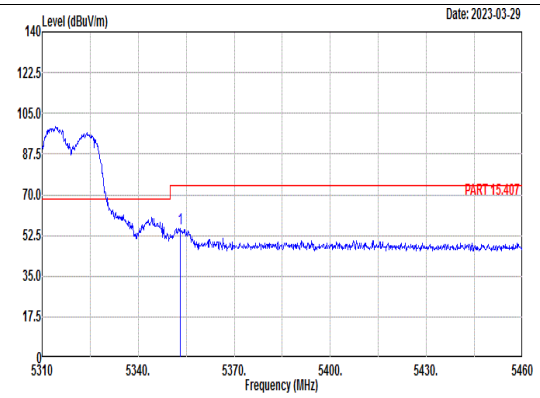 <br>Site : 03CH03-SZ<br>Condition: PART 15.407 3m ANT3117_0057 HORIZONTAL<br>: RBW:1000.000kHz VBW:3000.000kHz<br>Mode : 70<br>Setting : MCS0 Power setting 15<br>Plane : X with accessories<br>: TI00000630<br><br>Freq Level Limit Line Margin Read Level Ant Factor Cable Loss Preamp Factor APos TPos Remark<br>MHz dBuV/m dBuV/m dBuV dB/m dB dB cm deg<br>1 5353.05 55.63 74.00 -18.37 46.00 34.46 8.34 33.17 100 128 PEAK | Blank |
| Avg | 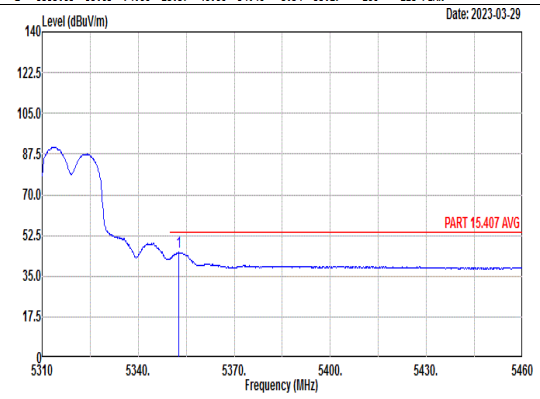 <br>Site : 03CH03-SZ<br>Condition: PART 15.407 AVG 3m ANT3117_0057 HORIZONTAL<br>: RBW:1000.000kHz VBW:0.010kHz<br>Mode : 70<br>Setting : MCS0 Power setting 15<br>Plane : X with accessories<br>: TI00000630<br><br>Freq Level Limit Line Margin Read Level Ant Factor Cable Loss Preamp Factor APos TPos Remark<br>MHz dBuV/m dBuV/m dBuV dB/m dB dB cm deg<br>1 5352.60 45.21 54.00 -8.79 35.59 34.46 8.33 33.17 100 128 AVERAGE | Blank |

| Mode | 70 | |
|---|---|---|
| | Band Edge - L | |
| | U-NII-2A_5.25-5.35_802.11n HT40_CH62_5310MHz | |
| ANT | 3+10 | |
| Pol. | Vertical | Fundamental |
| Peak | 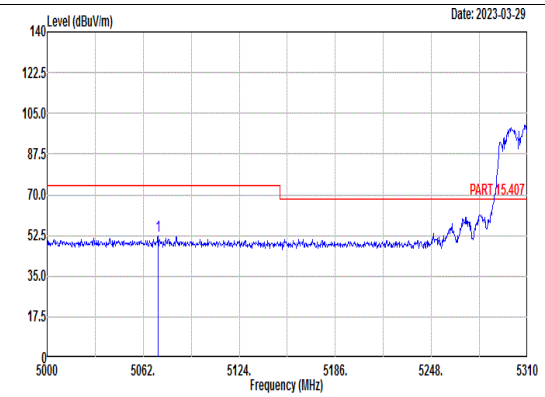 <br>Site : 03CH03-SZ<br>Condition: PART 15.407 3m ANT3117_0057 VERTICAL<br>: RBW:1000.000kHz VBW:3000.000kHz<br>Mode : 70<br>Setting : MCS0 Power setting 15<br>Plane : X with accessories<br>: TI00000630<br>Freq Level Limit Line Margin Read Level Ant Factor Cable Loss Preamp Factor APos TPos Remark<br>MHz dBuV/m dBuV/m dBuV dB/m dB dB cm deg<br>1 5071.61 52.12 74.00 -21.88 42.40 34.57 7.87 32.72 100 216 PEAK | 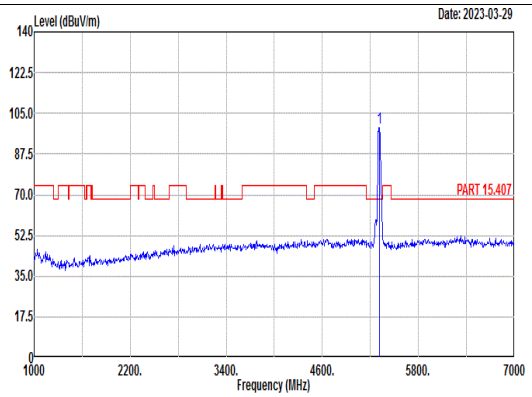 <br>Site : 03CH03-SZ<br>Condition: PART 15.407 3m ANT3117_0057 VERTICAL<br>: RBW:1000.000kHz VBW:3000.000kHz<br>Mode : 70<br>Setting : MCS0 Power setting 15<br>Plane : X with accessories<br>: TI00000630<br>Freq Level Limit Line Margin (dB) Read Level Ant Factor Cable Loss Preamp Factor APos TPos Remark<br>MHz dBuV/m dBuV/m dBuV dB/m dB dB cm deg<br>1 5310.00 98.99 ------ ------ 89.40 34.47 8.23 33.11 100 216 PEAK |
| Avg | 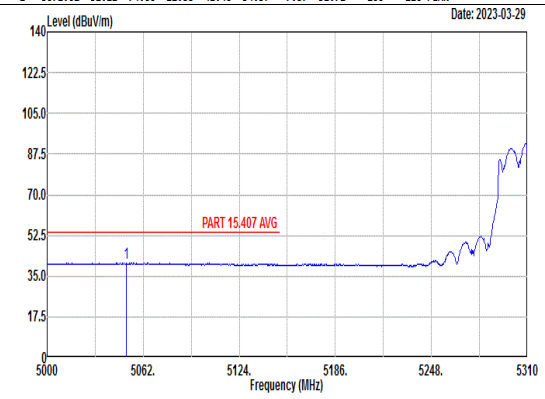 <br>Site : 03CH03-SZ<br>Condition: PART 15.407 AVG 3m ANT3117_0057 VERTICAL<br>: RBW:1000.000kHz VBW:0.010kHz<br>Mode : 70<br>Setting : MCS0 Power setting 15<br>Plane : X with accessories<br>: TI00000630<br>Freq Level Limit Line Margin Read Level Ant Factor Cable Loss Preamp Factor APos TPos Remark<br>MHz dBuV/m dBuV/m dBuV dB/m dB dB cm deg<br>1 5051.15 40.60 54.00 -13.40 30.86 34.58 7.85 32.69 100 216 AVERAGE | 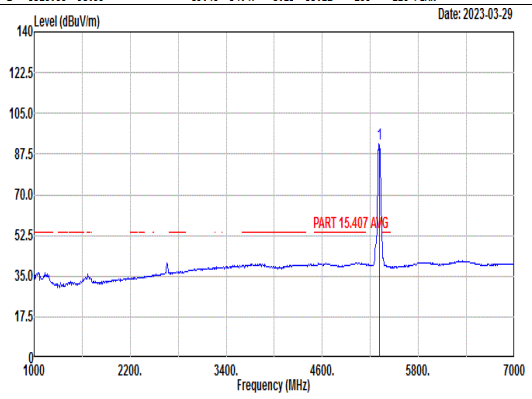 <br>Site : 03CH03-SZ<br>Condition: PART 15.407 AVG 3m ANT3117_0057 VERTICAL<br>: RBW:1000.000kHz VBW:0.010kHz<br>Mode : 70<br>Setting : MCS0 Power setting 15<br>Plane : X with accessories<br>: TI00000630<br>Freq Level Limit Line Margin (dB) Read Level Ant Factor Cable Loss Preamp Factor APos TPos Remark<br>MHz dBuV/m dBuV/m dBuV dB/m dB dB cm deg<br>1 5310.00 91.88 ------ ------ 82.28 34.48 8.22 33.10 100 216 AVERAGE |

| Mode | 70 | |
|---|---|---|
| | Band Edge - R | |
| | U-NII-2A_5.25-5.35_802.11n HT40_CH62_5310MHz | |
| ANT | 3+10 | |
| Pol. | Vertical | Fundamental |
| Peak | 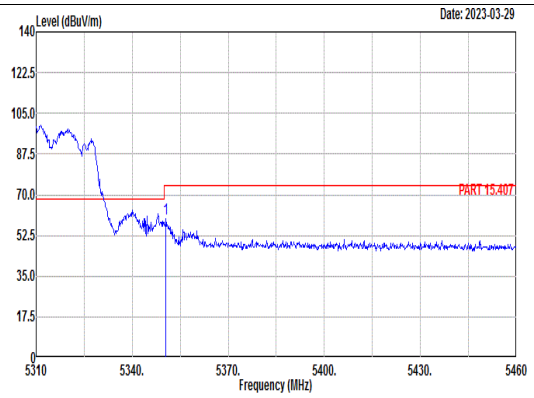 <br>Site : 03CH03-SZ<br>Condition: PART 15.407 3m ANT3117_0057 VERTICAL<br>: RBW:1000.000kHz VBW:3000.000kHz<br>Mode : 70<br>Setting : MCS0 Power setting 15<br>Plane : X with accessories<br>: TI00000630<br><br>Freq Level Limit Line Margin Read Level Ant Factor Cable Loss Preamp Factor APos TPos Remark<br>MHz dBuV/m dBuV/m dBuV dB/m dB dB cm deg<br>1 5350.50 59.56 74.00 -14.44 49.94 34.46 8.33 33.17 100 216 PEAK | Blank |
| Avg | 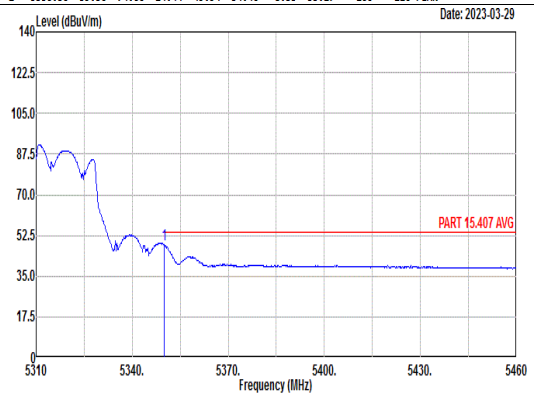 <br>Site : 03CH03-SZ<br>Condition: PART 15.407 AVG 3m ANT3117_0057 VERTICAL<br>: RBW:1000.000kHz VBW:0.010kHz<br>Mode : 70<br>Setting : MCS0 Power setting 15<br>Plane : X with accessories<br>: TI00000630<br><br>Freq Level Limit Line Margin Read Level Ant Factor Cable Loss Preamp Factor APos TPos Remark<br>MHz dBuV/m dBuV/m dBuV dB/m dB dB cm deg<br>1 5350.05 48.70 54.00 -5.30 39.08 34.46 8.33 33.17 100 216 AVERAGE | Blank |

| Mode | 70 | |
|---|---|---|
| | Harmonic | |
| | U-NII-2A_5.25-5.35_802.11n HT40_CH62_5310MHz | |
| ANT | 3+10 | |
| Pol. | Horizontal | Vertical |
| Peak<br>Avg | 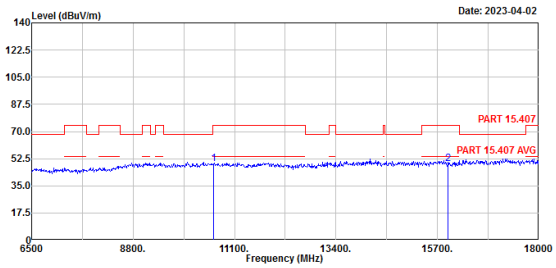 <br><br>Site : 03CH03-SZ<br>Condition: PART 15.407 3m ANT3117_0057 HORIZONTAL<br>Project : 2D0705<br>Mode : 70<br>Setting : MCS0 Power setting 15<br>Plane : X with accessories<br>: TI00000630<br><br>1 10620.00 48.90 74.00 -25.10 51.76 39.73 10.92 53.51 --- --- Peak<br>2 15930.00 49.22 74.00 -24.78 49.31 42.13 12.70 54.92 --- --- Peak | 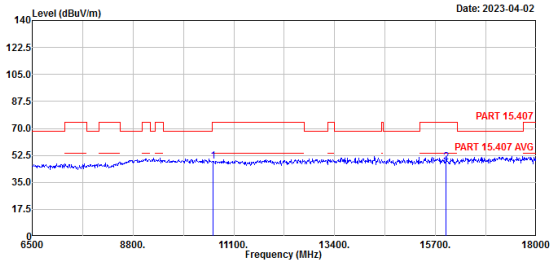 <br><br>Site : 03CH03-SZ<br>Condition: PART 15.407 3m ANT3117_0057 VERTICAL<br>Project : 2D0705<br>Mode : 70<br>Setting : MCS0 Power setting 15<br>Plane : X with accessories<br>: TI00000630<br><br>1 10620.00 48.62 74.00 -25.38 51.48 39.73 10.92 53.51 --- --- Peak<br>2 15930.00 48.02 74.00 -25.98 48.11 42.13 12.70 54.92 --- --- Peak |

| Mode | 71 | |
|---|---|---|
| | Band Edge - L | |
| | U-NII-3_5.725-5.85_802.11n HT40_CH151_5825MHz | |
| ANT | 3+10 | |
| Pol. | Horizontal | Fundamental |
| Peak | 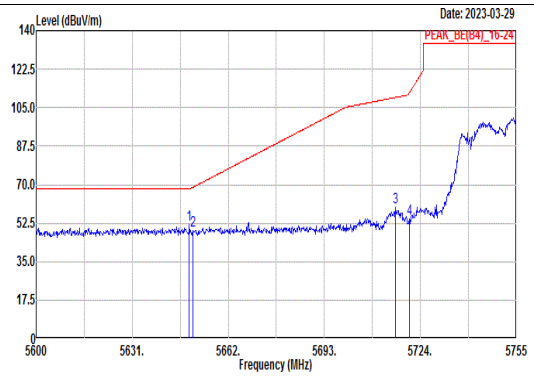 <br>Site : 03CH03-SZ<br>Condition: PEAK_BE(B4)_16-24 3m ANT3117_0057 HORIZONTAL<br>Mode : 71<br>Setting : MCS0 Power setting 15<br>Plane : Y with accessories<br>: TI00000630<br><br>Freq Level Limit Line Margin (dB) Read Level Ant Factor Cable Loss Preamp Factor APos TPos Remark<br>MHz dBuV/m dBuV/m dBuV dB/m dB dB cm deg<br>1 5649.45 51.57 68.30 -16.73 41.81 34.73 8.40 33.37 100 21 PEAK<br>2 5650.69 49.11 68.81 -19.70 39.35 34.73 8.40 33.37 100 21 PEAK<br>3 5715.94 59.67 109.66 -49.99 49.51 34.88 8.64 33.36 100 21 PEAK<br>4 5720.44 54.65 111.79 -57.14 44.47 34.88 8.66 33.36 100 21 PEAK | 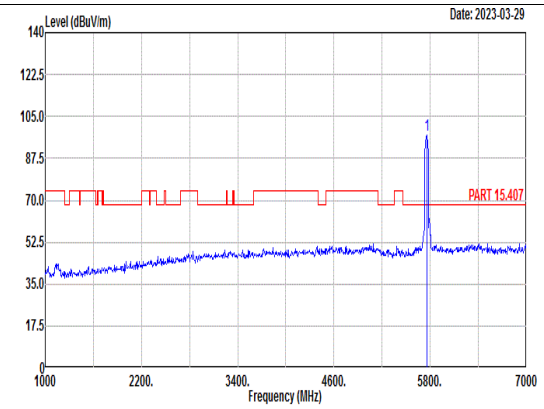 <br>Site : 03CH03-SZ<br>Condition: PART 15.407 3m ANT3117_0057 HORIZONTAL<br>Mode : 71<br>Setting : MCS0 Power setting 15<br>Plane : Y with accessories<br>: TI00000630<br><br>Freq Level Limit Line Margin (dB) Read Level Ant Factor Cable Loss Preamp Factor APos TPos Remark<br>MHz dBuV/m dBuV/m dBuV dB/m dB dB cm deg<br>1 5755.00 97.11 ------ ------ 86.69 34.97 8.80 33.35 100 21 PEAK |
| Avg | Blank | 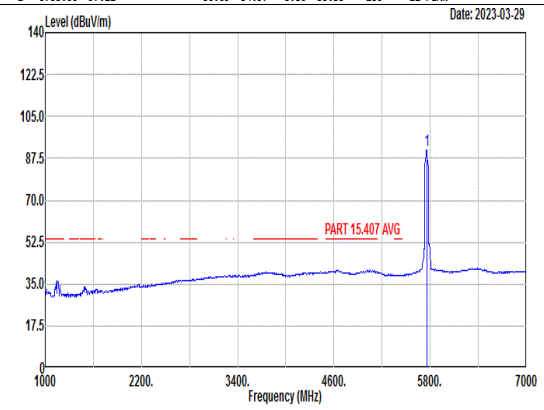 <br>Site : 03CH03-SZ<br>Condition: PART 15.407 AVG 3m ANT3117_0057 HORIZONTAL<br>Mode : 71<br>Setting : MCS0 Power setting 15<br>Plane : Y with accessories<br>: TI00000630<br><br>Freq Level Limit Line Margin (dB) Read Level Ant Factor Cable Loss Preamp Factor APos TPos Remark<br>MHz dBuV/m dBuV/m dBuV dB/m dB dB cm deg<br>1 5755.00 91.07 ------ ------ 80.70 34.95 8.77 33.35 100 21 AVERAGE |

| Mode | 71 | |
|---|---|---|
| | Band Edge - R | |
| | U-NII-3_5.725-5.85_802.11n HT40_CH151_5825MHz | |
| ANT | 3+10 | |
| Pol. | Horizontal | Fundamental |
| Peak | 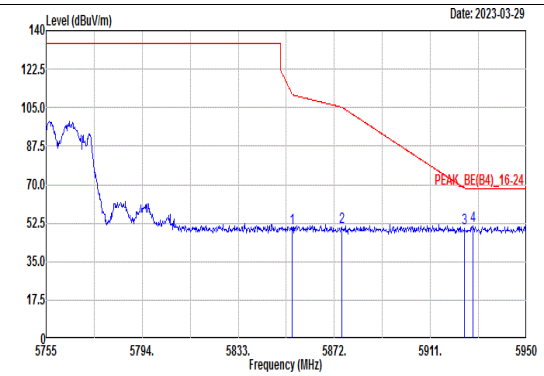 <br>Site : 03CH03-SZ<br>Condition: PEAK_BE(B4)_16-24 3m ANT3117_0057 HORIZONTAL<br>Mode : 71<br>Setting : MCS0 Power setting 15<br>Plane : Y with accessories<br>: TI00000630<br><br>Freq Level Limit Line Margin (dB) Read Level Ant Factor Cable Loss Preamp Factor APos TPos Remark<br>MHz dBuV/m dBuV/m dBuV dB/m dB dB cm deg<br>1 5854.84 50.22 111.17 -60.95 39.50 35.18 8.87 33.33 100 21 PEAK<br>2 5874.93 50.54 105.22 -54.68 39.80 35.22 8.85 33.33 100 21 PEAK<br>3 5924.85 50.15 68.31 -18.16 39.35 35.33 8.79 33.32 100 21 PEAK<br>4 5928.16 51.07 68.30 -17.23 40.26 35.34 8.79 33.32 100 21 PEAK | Blank |

| Mode | 71 | |
|---|---|---|
| | Band Edge - L | |
| | U-NII-3_5.725-5.85_802.11n HT40_CH151_5825MHz | |
| ANT | 3+10 | |
| Pol. | Vertical | Fundamental |
| Peak | 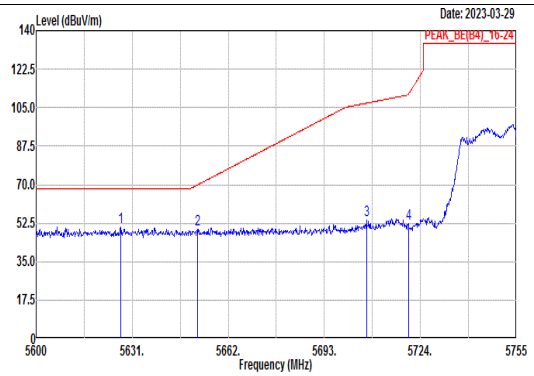 <br>Site : 03CH03-SZ<br>Condition: PEAK_BE(B4)_16-24 3m ANT3117_0057 VERTICAL<br>Mode : 71<br>Setting : MCS0 Power setting 15<br>Plane : Y with accessories<br>: TI00000630<br>1 5627.28 50.87 68.30 -17.43 41.25 34.68 8.31 33.37 176 360 PEAK<br>2 5652.08 49.78 69.84 -20.06 40.02 34.73 8.40 33.37 176 360 PEAK<br>3 5706.64 53.63 107.06 -53.43 43.53 34.85 8.61 33.36 176 360 PEAK<br>4 5720.13 52.31 111.09 -58.78 42.13 34.88 8.66 33.36 176 360 PEAK | 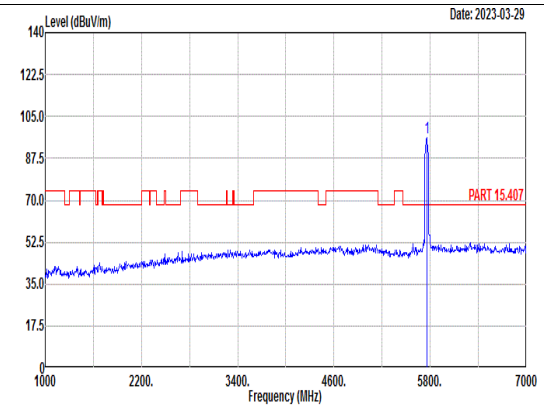 <br>Site : 03CH03-SZ<br>Condition: PART 15.407 3m ANT3117_0057 VERTICAL<br>Mode : 71<br>Setting : MCS0 Power setting 15<br>Plane : Y with accessories<br>: TI00000630<br>1 5755.00 95.95 ------ ------ 85.53 34.97 8.80 33.35 176 360 PEAK |
| Avg | Blank | 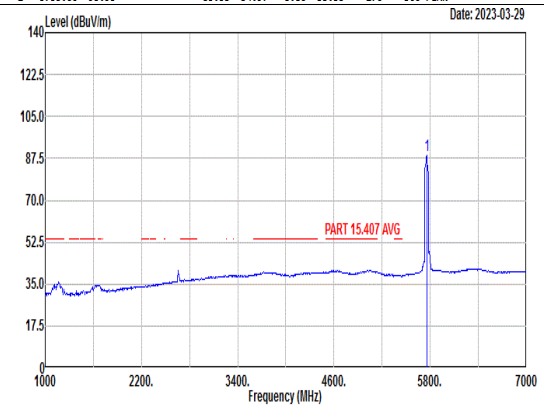 <br>Site : 03CH03-SZ<br>Condition: PART 15.407 AVG 3m ANT3117_0057 VERTICAL<br>Mode : 71<br>Setting : MCS0 Power setting 15<br>Plane : Y with accessories<br>: TI00000630<br>1 5755.00 88.60 ------ ------ 78.18 34.97 8.80 33.35 176 360 AVERAGE |

| Mode | 71 | |
|---|---|---|
| | Band Edge - R | |
| | U-NII-3_5.725-5.85_802.11n HT40_CH151_5825MHz | |
| ANT | 3+10 | |
| Pol. | Vertical | Fundamental |
| Peak | 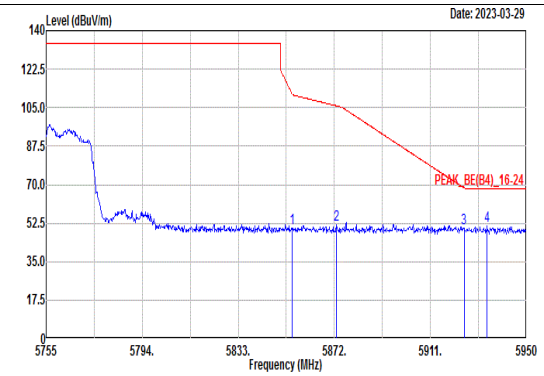 <br>Site : 03CH03-SZ<br>Condition: PEAK_BE(B4)_16-24 3m ANT3117_0057 VERTICAL<br>Mode : 71<br>Setting : MCS0 Power setting 15<br>Plane : Y with accessories<br>: TI00000630<br><br>Freq Level Limit Line Margin (dB) Read Level Ant Factor Cable Loss Preamp Factor APos TPos Remark<br>MHz dBuV/m dBuV/m dBuV dB/m dB dB cm deg<br>1 5854.84 50.21 111.17 -60.96 39.49 35.18 8.87 33.33 176 360 PEAK<br>2 5872.78 51.66 105.82 -54.16 40.92 35.22 8.85 33.33 176 360 PEAK<br>3 5924.65 50.23 68.46 -18.23 39.43 35.33 8.79 33.32 176 360 PEAK<br>4 5934.01 51.39 68.30 -16.91 40.57 35.35 8.78 33.31 176 360 PEAK | Blank |

| Mode | 71 | |
|---|---|---|
| | Harmonic | |
| | U-NII-3_5.725-5.85_802.11n HT40_CH151_5825MHz | |
| ANT | 3+10 | |
| Pol. | Horizontal | Vertical |
| Peak<br>Avg | 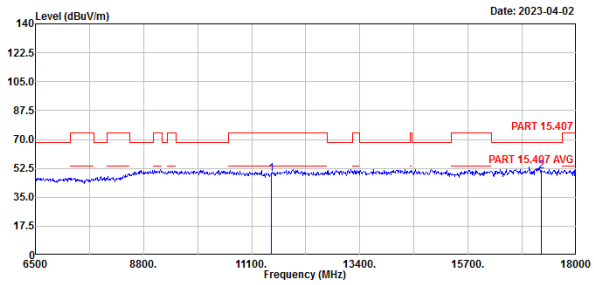 <br><br>Site : 03CH03-SZ<br>Condition: PART 15.407 3m ANT3117_0057 HORIZONTAL<br>Project : 2D0705<br>Mode : 71<br>Setting : MCS0 Power setting 15<br>Plane : Y with accessories<br>: TI00000630<br><br>1 11510.00 49.20 74.00 -24.80 52.02 39.41 11.46 53.69 --- --- Peak<br>2 17265.00 50.77 68.30 -17.53 47.63 42.35 13.18 52.39 --- --- Peak | 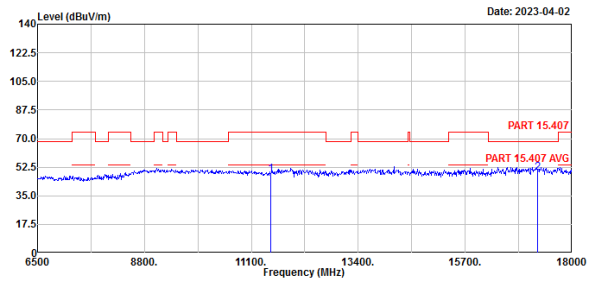 <br><br>Site : 03CH03-SZ<br>Condition: PART 15.407 3m ANT3117_0057 VERTICAL<br>Project : 2D0705<br>Mode : 71<br>Setting : MCS0 Power setting 15<br>Plane : Y with accessories<br>: TI00000630<br><br>1 11510.00 48.31 74.00 -25.69 51.13 39.41 11.46 53.69 --- --- Peak<br>2 17265.00 49.22 68.30 -19.08 46.08 42.35 13.18 52.39 --- --- Peak |

# Appendix C.2 Radiated Spurious Emission (Co-location mode)

**11g CH01 2412MHz & 11n HT40 CH62**

**WIFI 802.11g (Band Edge @ 3m)**

| WIFI Ant. | Note | Frequency | Level | Margin | Limit Line | Read Level | Antenna Factor | Cable Loss | Preamp Factor | Ant Pos | Table Pos | Peak Avg. | Pol. |
|---|---|---|---|---|---|---|---|---|---|---|---|---|---|
| 5+6 | | ( MHz ) | ( dBµV/m ) | ( dB ) | ( dBµV/m ) | ( dBµV ) | ( dB/m ) | ( dB ) | ( dB ) | ( cm ) | ( deg ) | (P/A) | (H/V) |
| 11g CH 01 & 11n HT40 CH62 Co-location | | 2388.96 | 63.57 | -10.43 | 74 | 60.21 | 32.21 | 4.81 | 33.66 | 100 | 37 | P | H |
| | | 2390 | 53.01 | -0.99 | 54 | 49.65 | 32.21 | 4.81 | 33.66 | 100 | 37 | A | H |
| | * | 2412 | 106.02 | - | - | 102.59 | 32.27 | 4.81 | 33.65 | 100 | 37 | P | H |
| | * | 2412 | 97.81 | - | - | 94.38 | 32.27 | 4.81 | 33.65 | 100 | 37 | A | H |
| | | 2389.59 | 54.97 | -19.03 | 74 | 51.61 | 32.21 | 4.81 | 33.66 | 100 | 288 | P | V |
| | | 2390 | 43.51 | -10.49 | 54 | 40.15 | 32.21 | 4.81 | 33.66 | 100 | 288 | A | V |
| | * | 2412 | 95.48 | - | - | 92.05 | 32.27 | 4.81 | 33.65 | 100 | 288 | P | V |
| | * | 2412 | 87.24 | - | - | 83.81 | 32.27 | 4.81 | 33.65 | 100 | 288 | A | V |
| **Remark** | 1. No other spurious found.<br>2. All results are PASS against Peak and Average limit line. | | | | | | | | | | | | |

## WIFI 802.11n HT40 (Band Edge @ 3m)

| WIFI Ant. 3+10 | Note | Frequency ( MHz ) | Level ( dBμV/m ) | Margin ( dB ) | Limit Line ( dBμV/m ) | Read Level (dBμV) | Antenna Factor ( dB/m ) | Path Loss ( dB ) | Preamp Factor ( dB ) | Ant Pos ( cm ) | Table Pos ( deg ) | Peak Avg. (P/A) | Pol. (H/V) |
|---|---|---|---|---|---|---|---|---|---|---|---|---|---|
| 11g CH 01 & 11n HT40 CH62 Co-location | | 5075.6 | 50.99 | -23.01 | 74 | 41.27 | 34.57 | 7.88 | 32.73 | 100 | 130 | P | H |
| | | 5048.65 | 39.7 | -14.3 | 54 | 29.94 | 34.58 | 7.86 | 32.68 | 100 | 130 | A | H |
| | * | 5310 | 102.16 | - | - | 92.52 | 34.48 | 8.27 | 33.11 | 100 | 130 | P | H |
| | * | 5310 | 96.11 | - | - | 86.47 | 34.48 | 8.27 | 33.11 | 100 | 130 | A | H |
| | | 5357.76 | 57.69 | -16.31 | 74 | 48.04 | 34.46 | 8.38 | 33.19 | 100 | 130 | P | H |
| | | 5350.08 | 47.58 | -6.42 | 54 | 37.93 | 34.46 | 8.38 | 33.19 | 100 | 130 | A | H |
| | | 5149.45 | 50 | -24 | 74 | 40.4 | 34.54 | 7.91 | 32.85 | 138 | 159 | P | V |
| | | 5052.15 | 40.12 | -13.88 | 54 | 30.36 | 34.58 | 7.86 | 32.68 | 138 | 159 | A | V |
| | * | 5310 | 108.25 | - | - | 98.61 | 34.48 | 8.27 | 33.11 | 138 | 159 | P | V |
| | * | 5310 | 102.09 | - | - | 92.45 | 34.48 | 8.27 | 33.11 | 138 | 159 | A | V |
| | | 5352.48 | 65.2 | -8.8 | 74 | 55.55 | 34.46 | 8.38 | 33.19 | 138 | 159 | P | V |
| | | 5351.04 | 53.39 | -0.61 | 54 | 43.74 | 34.46 | 8.38 | 33.19 | 138 | 159 | A | V |
| **Remark** | 1. No other spurious found.<br>2. All results are PASS against Peak and Average limit line. | | | | | | | | | | | | |

## (Harmonic @ 3m)

| WIFI Ant. | Note | Frequency ( MHz ) | Level ( dBμV/m ) | Margin ( dB ) | Limit Line ( dBμV/m ) | Read Level (dBμV) | Antenna Factor ( dB/m ) | Path Loss ( dB ) | Preamp Factor ( dB ) | Ant Pos ( cm ) | Table Pos ( deg ) | Peak Avg. (P/A) | Pol. (H/V) |
|---|---|---|---|---|---|---|---|---|---|---|---|---|---|
| 11g CH 01 & 11n HT40 CH62 Co-location | | 4824 | 44.43 | -29.57 | 74 | 54.92 | 34.67 | 7.75 | 52.91 | - | - | P | H |
| | | 10620 | 49.79 | -24.21 | 74 | 52.65 | 39.73 | 10.93 | 53.52 | - | - | P | H |
| | | 15930 | 48.37 | -25.63 | 74 | 48.45 | 42.13 | 12.7 | 54.91 | - | - | P | H |
| | | 4824 | 44.21 | -29.79 | 74 | 54.7 | 34.67 | 7.75 | 52.91 | - | - | P | V |
| | | 10620 | 48.86 | -25.14 | 74 | 51.72 | 39.73 | 10.93 | 53.52 | - | - | P | V |
| | | 15930 | 46.99 | -27.01 | 74 | 47.07 | 42.13 | 12.7 | 54.91 | - | - | P | V |
| **Remark** | 1. No other spurious found.<br>2. All results are PASS against Peak and Average limit line. | | | | | | | | | | | | |

## BLE CH39 2480MHz & 11g CH01 2412MHz & 11n HT40 CH62

## BLE (Band Edge @ 3m)

| BLE Ant 6 | Note | Frequency ( MHz ) | Level ( dBμV/m ) | Margin ( dB ) | Limit Line ( dBμV/m ) | Read Level ( dBμV ) | Antenna Factor ( dB/m ) | Path Loss ( dB ) | Preamp Factor ( dB ) | Ant Pos ( cm ) | Table Pos ( deg ) | Peak Avg. (P/A) | Pol. (H/V) |
|---|---|---|---|---|---|---|---|---|---|---|---|---|---|
| BLE CH 39 & 11g CH 01 & 11n HT40 CH62 Co-location | * | 2480 | 91.69 | - | - | 87.94 | 32.45 | 4.92 | 33.62 | 387 | 2 | P | H |
| | * | 2480 | 90.29 | - | - | 86.54 | 32.45 | 4.92 | 33.62 | 387 | 2 | A | H |
| | | 2484.16 | 51.39 | -22.61 | 74 | 47.63 | 32.46 | 4.92 | 33.62 | 387 | 2 | P | H |
| | | 2485.64 | 43.9 | -10.1 | 54 | 40.14 | 32.46 | 4.92 | 33.62 | 387 | 2 | A | H |
| | * | 2480 | 94.91 | - | - | 91.16 | 32.45 | 4.92 | 33.62 | 190 | 251 | P | V |
| | * | 2480 | 93.67 | - | - | 89.92 | 32.45 | 4.92 | 33.62 | 190 | 251 | A | V |
| | | 2490 | 51.36 | -22.64 | 74 | 47.57 | 32.47 | 4.92 | 33.6 | 190 | 251 | P | V |
| | | 2498.76 | 43.64 | -10.36 | 54 | 39.82 | 32.5 | 4.92 | 33.6 | 190 | 251 | A | V |
| **Remark** | 1. No other spurious found.<br>2. All results are PASS against Peak and Average limit line. | | | | | | | | | | | | |

## WIFI 802.11g (Band Edge @ 3m)

| WIFI Ant. 5 | Note | Frequency ( MHz ) | Level ( dBμV/m ) | Margin ( dB ) | Limit Line ( dBμV/m ) | Read Level ( dBμV ) | Antenna Factor ( dB/m ) | Cable Loss ( dB ) | Preamp Factor ( dB ) | Ant Pos ( cm ) | Table Pos ( deg ) | Peak Avg. (P/A) | Pol. (H/V) |
|---|---|---|---|---|---|---|---|---|---|---|---|---|---|
| BLE CH 39 & 11g CH 01 & 11n HT40 CH62 Co-location | | 2389.065 | 58.06 | -15.94 | 74 | 54.7 | 32.21 | 4.81 | 33.66 | 200 | 50 | P | H |
| | | 2390 | 46.37 | -7.63 | 54 | 43.01 | 32.21 | 4.81 | 33.66 | 200 | 50 | A | H |
| | * | 2412 | 99.31 | - | - | 95.88 | 32.27 | 4.81 | 33.65 | 200 | 50 | P | H |
| | * | 2412 | 91.73 | - | - | 88.3 | 32.27 | 4.81 | 33.65 | 200 | 50 | A | H |
| | | 2389.695 | 62 | -12 | 74 | 58.64 | 32.21 | 4.81 | 33.66 | 301 | 282 | P | V |
| | | 2390 | 52.06 | -1.94 | 54 | 48.7 | 32.21 | 4.81 | 33.66 | 301 | 282 | A | V |
| | * | 2412 | 104.56 | - | - | 101.13 | 32.27 | 4.81 | 33.65 | 301 | 282 | P | V |
| | * | 2412 | 96.89 | - | - | 93.46 | 32.27 | 4.81 | 33.65 | 301 | 282 | A | V |
| **Remark** | 1. No other spurious found.<br>2. All results are PASS against Peak and Average limit line. | | | | | | | | | | | | |

## WIFI 802.11n HT40 (Band Edge @ 3m)

| WIFI Ant. 3+10 | Note | Frequency ( MHz ) | Level ( dBμV/m ) | Margin ( dB ) | Limit Line ( dBμV/m ) | Read Level (dBμV) | Antenna Factor ( dB/m ) | Path Loss ( dB ) | Preamp Factor ( dB ) | Ant Pos ( cm ) | Table Pos ( deg ) | Peak Avg. (P/A) | Pol. (H/V) |
|---|---|---|---|---|---|---|---|---|---|---|---|---|---|
| BLE CH 39 & 11g CH 01 & 11n HT40 CH62 Co-location | | 5136.5 | 49.12 | -24.88 | 74 | 39.47 | 34.55 | 7.91 | 32.81 | 100 | 28 | P | H |
| | | 5050.05 | 39.99 | -14.01 | 54 | 30.23 | 34.58 | 7.86 | 32.68 | 100 | 28 | A | H |
| | * | 5310 | 105.11 | - | - | 95.47 | 34.48 | 8.27 | 33.11 | 100 | 28 | P | H |
| | * | 5310 | 97.77 | - | - | 88.13 | 34.48 | 8.27 | 33.11 | 100 | 28 | A | H |
| | | 5354.4 | 59.87 | -14.13 | 74 | 50.22 | 34.46 | 8.38 | 33.19 | 100 | 28 | P | H |
| | | 5352.96 | 50.22 | -3.78 | 54 | 40.57 | 34.46 | 8.38 | 33.19 | 100 | 28 | A | H |
| | | 5048.3 | 49.87 | -24.13 | 74 | 40.11 | 34.58 | 7.86 | 32.68 | 100 | 241 | P | V |
| | | 5072.8 | 39.96 | -14.04 | 54 | 30.26 | 34.57 | 7.86 | 32.73 | 100 | 241 | A | V |
| | * | 5310 | 104.57 | - | - | 94.93 | 34.48 | 8.27 | 33.11 | 100 | 241 | P | V |
| | * | 5310 | 97.52 | - | - | 87.88 | 34.48 | 8.27 | 33.11 | 100 | 241 | A | V |
| | | 5352.48 | 63.35 | -10.65 | 74 | 53.7 | 34.46 | 8.38 | 33.19 | 100 | 241 | P | V |
| | | 5351.52 | 53.01 | -0.99 | 54 | 43.36 | 34.46 | 8.38 | 33.19 | 100 | 241 | A | V |
| **Remark** | 1. No other spurious found.<br>2. All results are PASS against Peak and Average limit line. | | | | | | | | | | | | |

## (Harmonic @ 3m)

| WIFI Ant. 6 | Note | Frequency ( MHz ) | Level ( dBμV/m ) | Margin ( dB ) | Limit Line ( dBμV/m ) | Read Level (dBμV) | Antenna Factor ( dB/m ) | Path Loss ( dB ) | Preamp Factor ( dB ) | Ant Pos ( cm ) | Table Pos ( deg ) | Peak Avg. (P/A) | Pol. (H/V) |
|---|---|---|---|---|---|---|---|---|---|---|---|---|---|
| BLE CH 39 & 11g CH 01 & 11n HT40 CH62 Co-location | | 4824 | 45.43 | -28.57 | 74 | 55.92 | 34.67 | 7.75 | 52.91 | - | - | P | H |
| | | 4960 | 46.22 | -27.78 | 74 | 56.53 | 34.62 | 7.81 | 52.74 | - | - | P | H |
| | | 7440 | 43.76 | -30.24 | 74 | 52.07 | 36.54 | 9.19 | 54.04 | - | - | P | H |
| | | 10620 | 49.79 | -24.21 | 74 | 52.65 | 39.73 | 10.93 | 53.52 | - | - | P | H |
| | | 15930 | 49.83 | -24.17 | 74 | 49.91 | 42.13 | 12.7 | 54.91 | - | - | P | H |
| | | 4824 | 45.21 | -28.79 | 74 | 55.7 | 34.67 | 7.75 | 52.91 | - | - | P | V |
| | | 4960 | 44.68 | -29.32 | 74 | 54.99 | 34.62 | 7.81 | 52.74 | - | - | P | V |
| | | 7440 | 44.4 | -29.6 | 74 | 52.71 | 36.54 | 9.19 | 54.04 | - | - | P | V |
| | | 10620 | 48.86 | -25.14 | 74 | 51.72 | 39.73 | 10.93 | 53.52 | - | - | P | V |
| | | 15930 | 49.49 | -24.51 | 74 | 49.57 | 42.13 | 12.7 | 54.91 | - | - | P | V |
| **Remark** | 1. No other spurious found.<br>2. All results are PASS against Peak and Average limit line. | | | | | | | | | | | | |

**Note symbol**

| | |
|---|---|
| * | **Fundamental Frequency** which can be ignored. However, the level of any unwanted emissions shall not exceed the level of the fundamental frequency. |
| ! | Test result is **over limit** line. |
| P/A | **P**eak or **A**verage |
| H/V | **H**orizontal or **V**ertical |

## 11g CH01 2412MHz & 11n HT40 CH62

## WIFI 802.11g (Band Edge @ 3m)

| WIFI | 2.4GHz 2400~2483.5MHz Band Edge @ 3m | |
|---|---|---|
| ANT | 11g CH01 2412MHz & 11n HT40 CH62 Co-location | |
| 5+6 | Horizontal | Fundamental |
| Peak | 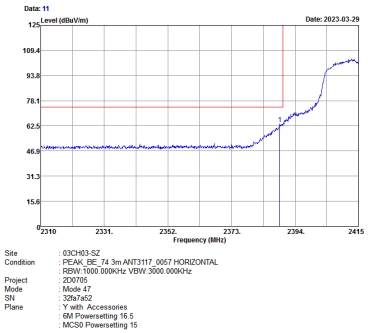 | 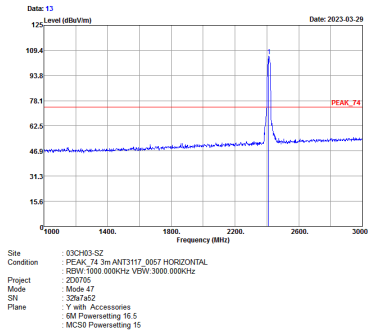 |
| Avg. | 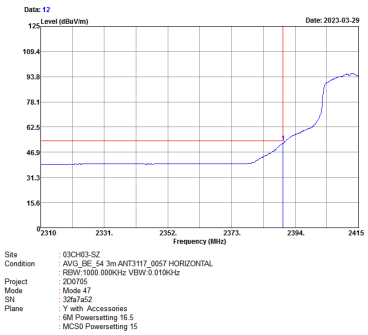 | 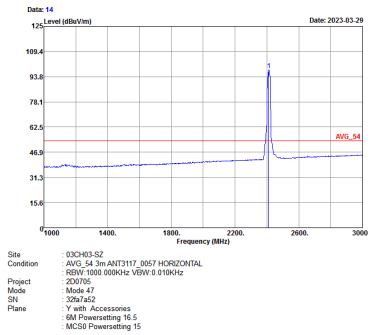 |

| WIFI | 2.4GHz 2400~2483.5MHz Band Edge @ 3m | |
|---|---|---|
| ANT | 11g CH01 2412MHz & 11n HT40 CH62 Co-location | |
| 5+6 | Vertical | Fundamental |
| Peak | 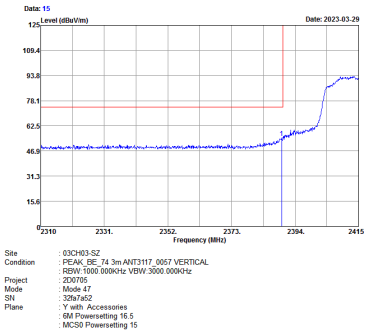 | 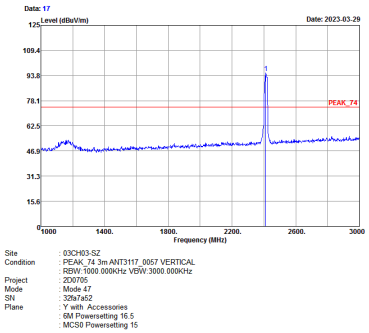 |
| Avg. | 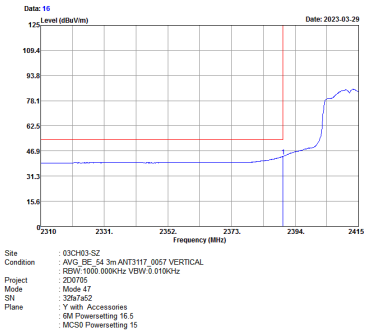 | 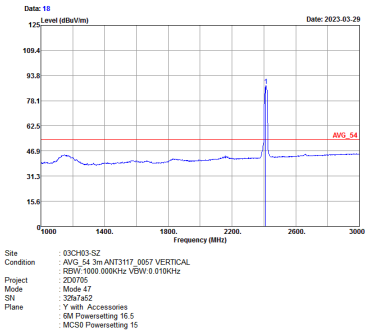 |

## WIFI 802.11n HT40 (Band Edge @ 3m)

| WIFI | Band 2 5250~5350MHz Band Edge @ 3m | |
|---|---|---|
| ANT | 11g CH01 2412MHz & 11n HT40 CH62 Co-location | |
| 3+10 | Horizontal | Fundamental |
| Peak | 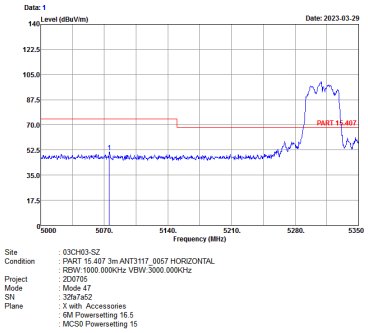 | 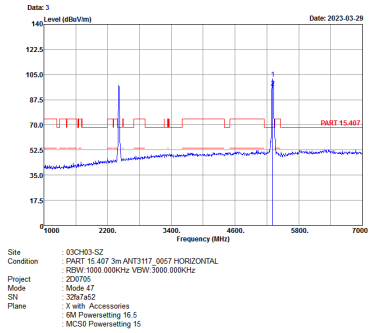 |
| Avg. | 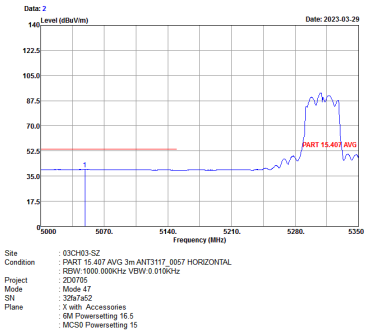 | Left blank |

| WIFI | Band 2 5250~5350MHz Band Edge @ 3m | |
|---|---|---|
| ANT | 11g CH01 2412MHz & 11n HT40 CH62 Co-location | |
| 3+10 | Horizontal | Fundamental |
| Peak | 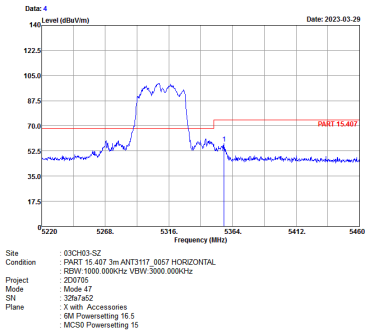 | Left blank |
| Avg. | 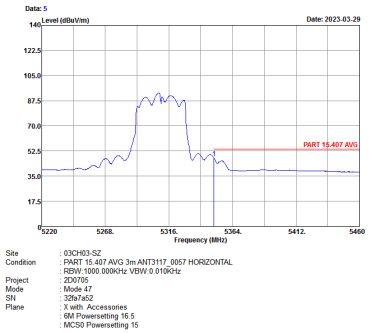 | Left blank |

| WIFI | Band 2 5250~5350MHz Band Edge @ 3m | |
|---|---|---|
| ANT | 11g CH01 2412MHz & 11n HT40 CH62 Co-location | |
| 3+10 | Vertical | Fundamental |
| Peak | 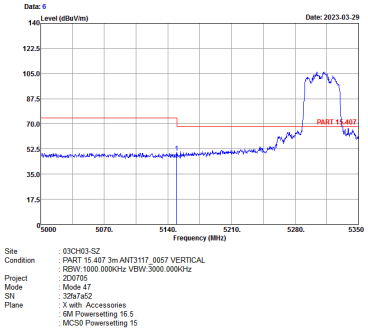 | 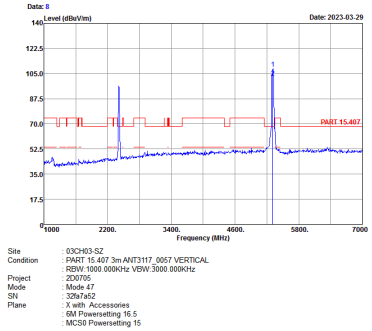 |
| Avg. | 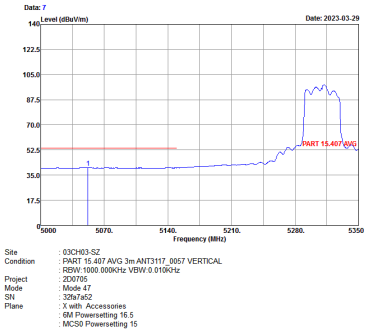 | Left blank |

| WIFI | Band 2 5250~5350MHz Band Edge @ 3m | |
|---|---|---|
| ANT | 11g CH01 2412MHz & 11n HT40 CH62 Co-location | |
| 3+10 | Vertical | Fundamental |
| Peak | 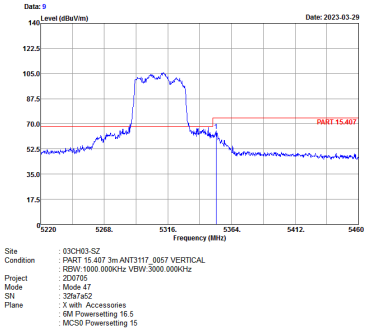 | Left blank |
| Avg. | 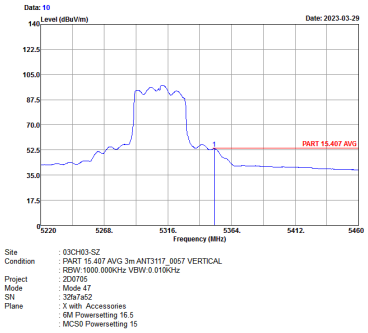 | Left blank |

## (Harmonic @ 3m)

| WIFI | Band 2 5250~5350MHz Harmonic @ 3m | |
|---|---|---|
| ANT | 11g CH01 2412MHz & 11n HT40 CH62 Co-location | |
| | Horizontal | Vertical |
| Peak<br>Avg. | 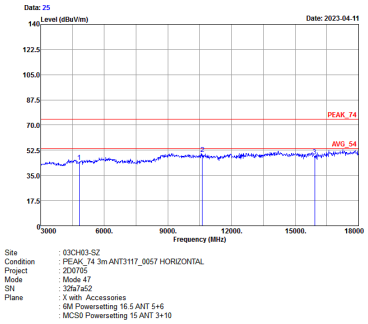 | 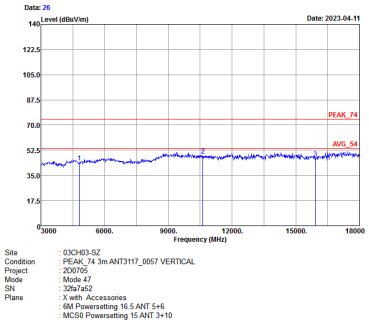 |

## BLE CH39 2480MHz & 11g CH01 2412MHz & 11n HT40 CH62

## BLE (Band Edge @ 3m)

| BLE | 2.4GHz 2400~2483.5MHz Band Edge @ 3m | |
|---|---|---|
| ANT | BLE CH39 2480MHz & 11g CH01 2412MHz & 11n HT40 CH62 Co-location | |
| 6 | Horizontal | Fundamental |
| Peak | 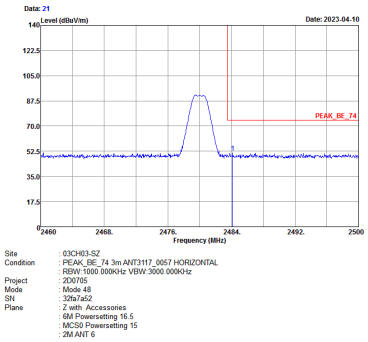 | 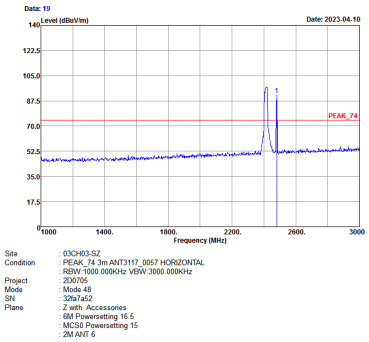 |
| | 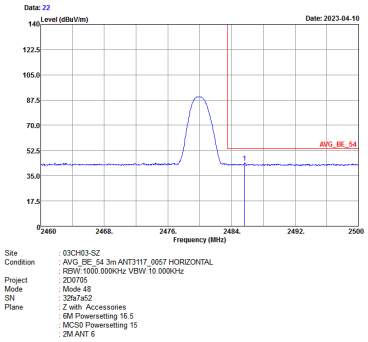 | 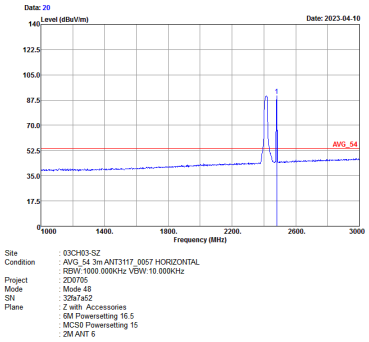 |

| BLE | 2.4GHz 2400~2483.5MHz Band Edge @ 3m | |
|---|---|---|
| ANT | BLE CH39 2480MHz & 11g CH01 2412MHz & 11n HT40 CH62 Co-location | |
| 6 | Vertical | Fundamental |
| Peak | 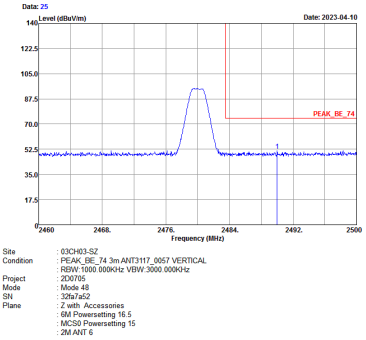 | 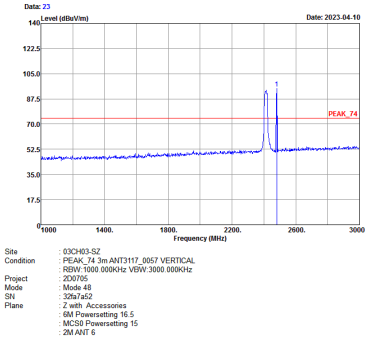 |
| Avg. | 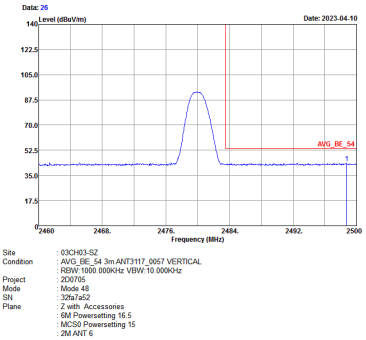 | 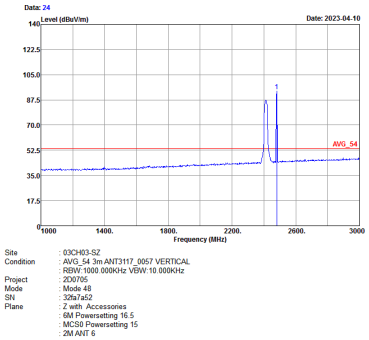 |

## WIFI 802.11g (Band Edge @ 3m)

| WIFI | 2.4GHz 2400~2483.5MHz Band Edge @ 3m | |
|---|---|---|
| ANT | BLE CH39 2480MHz & 11g CH01 2412MHz & 11n HT40 CH62 Co-location | |
| 5 | Horizontal | Fundamental |
| Peak | 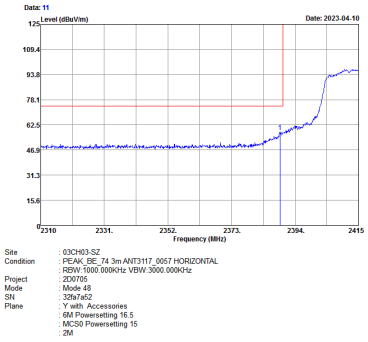 | 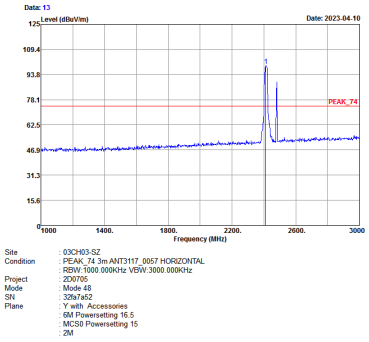 |
| Avg. | 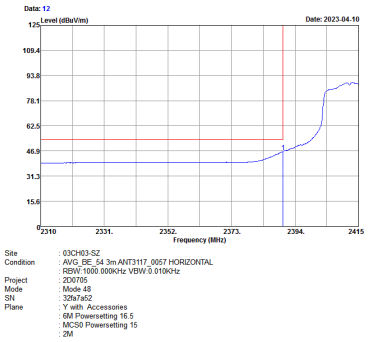 | 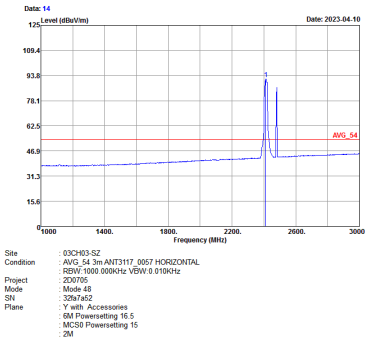 |

| WIFI | 2.4GHz 2400~2483.5MHz Band Edge @ 3m | |
|---|---|---|
| ANT | BLE CH39 2480MHz & 11g CH01 2412MHz & 11n HT40 CH62 Co-location | |
| 5 | Vertical | Fundamental |
| Peak | 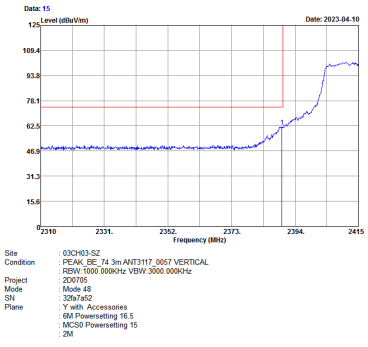 | 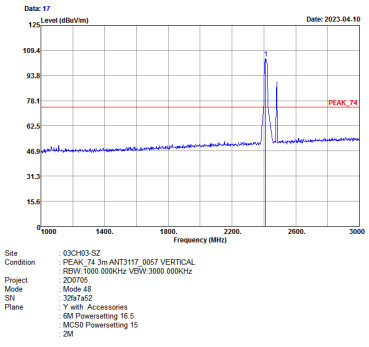 |
| Avg. | 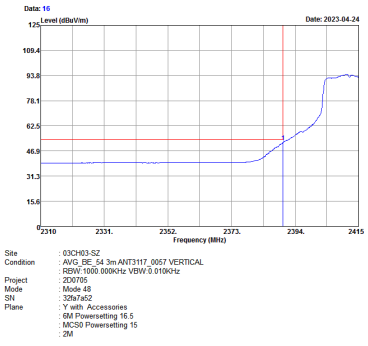 | 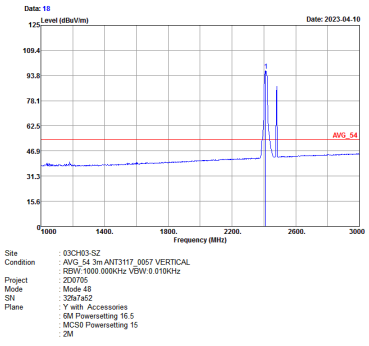 |

## WIFI 802.11n HT40 (Band Edge @ 3m)

| WIFI | Band 2 5250~5350MHz Band Edge @ 3m | |
|---|---|---|
| ANT | BLE CH39 2480MHz & 11g CH01 2412MHz & 11n HT40 CH62 Co-location | |
| 3+10 | Horizontal | Fundamental |
| Peak | 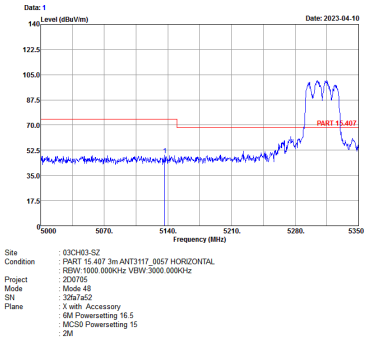 | 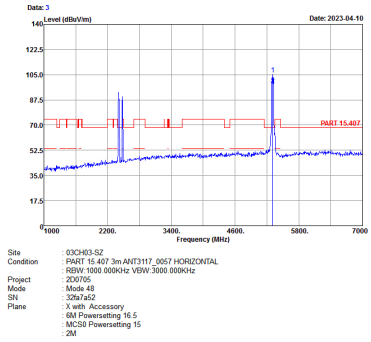 |
| Avg. | 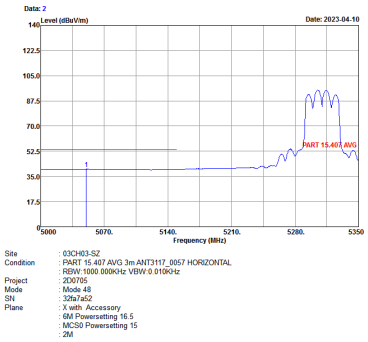 | Left blank |

| WIFI | Band 2 5250~5350MHz Band Edge @ 3m | |
|---|---|---|
| ANT | BLE CH39 2480MHz & 11g CH01 2412MHz & 11n HT40 CH62 Co-location | |
| 3+10 | Horizontal | Fundamental |
| Peak | 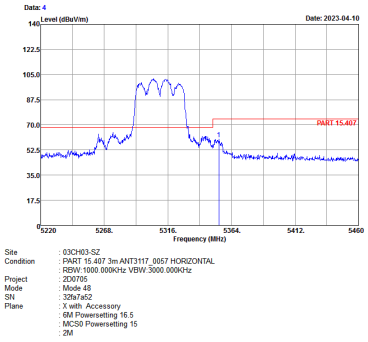 | Left blank |
| Avg. | 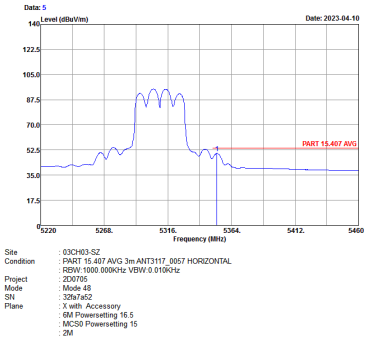 | Left blank |

| WIFI | Band 2 5250~5350MHz Band Edge @ 3m | |
|---|---|---|
| ANT | BLE CH39 2480MHz & 11g CH01 2412MHz & 11n HT40 CH62 Co-location | |
| 3+10 | Vertical | Fundamental |
| Peak | 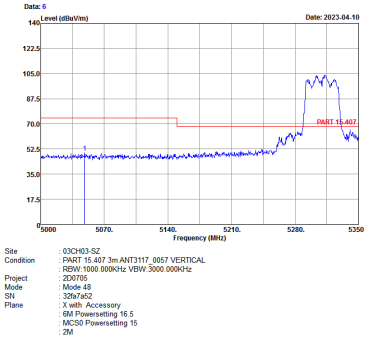 | 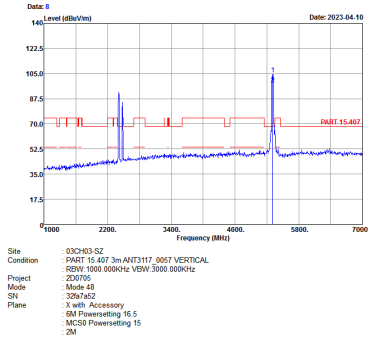 |
| Avg. | 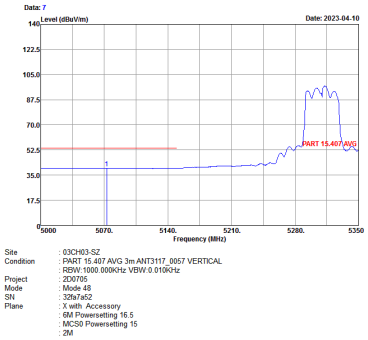 | Left blank |

| WIFI | Band 2 5250~5350MHz Band Edge @ 3m | |
|---|---|---|
| ANT | BLE CH39 2480MHz & 11g CH01 2412MHz & 11n HT40 CH62 Co-location | |
| 3+10 | Vertical | Fundamental |
| Peak | 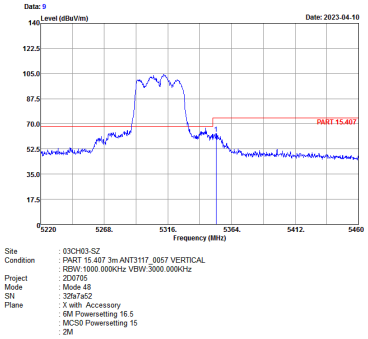 | Left blank |
| Avg. | 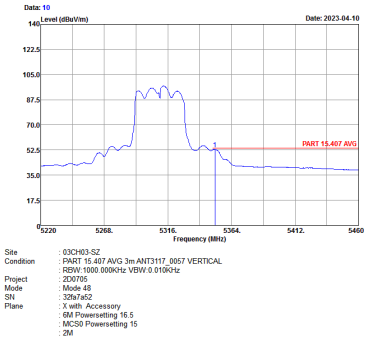 | Left blank |

## (Harmonic @ 3m)

| WIFI | Band 2 5250~5350MHz Harmonic @ 3m | |
|---|---|---|
| ANT | BLE CH39 2480MHz & 11g CH01 2412MHz & 11n HT40 CH62 Co-location | |
| | Horizontal | Vertical |
| Peak<br>Avg. | 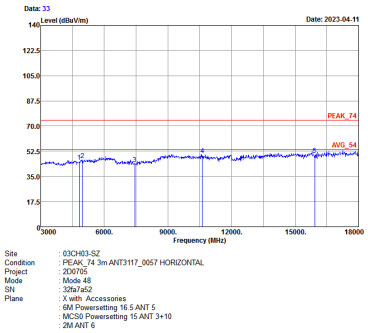 | 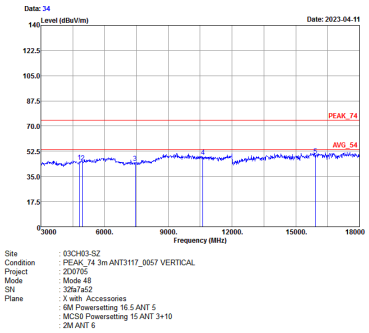 |

# Appendix D. Duty Cycle Plots

| Antenna | Band | Duty Cycle(%) | T(ms) | 1/T(kHz) | VBW Setting |
|---|---|---|---|---|---|
| 3+10 | 802.11a | 99.50 | - | - | 10Hz |
| 3+10 | 802.11n HT20 | 100 | - | - | 10Hz |
| 3+10 | 802.11n HT40 | 99.45 | - | - | 10Hz |
| 3+10 | 802.11ax HE20 | 100 | - | - | 10Hz |
| 3+10 | 802.11ax HE40 | 99.79 | - | - | 10Hz |
| 3+10 | 802.11ax HE80 | 99.22 | - | - | 10Hz |
| 3+10 | 802.11ax HE160 | 100 | - | - | 10Hz |

**802.11a**

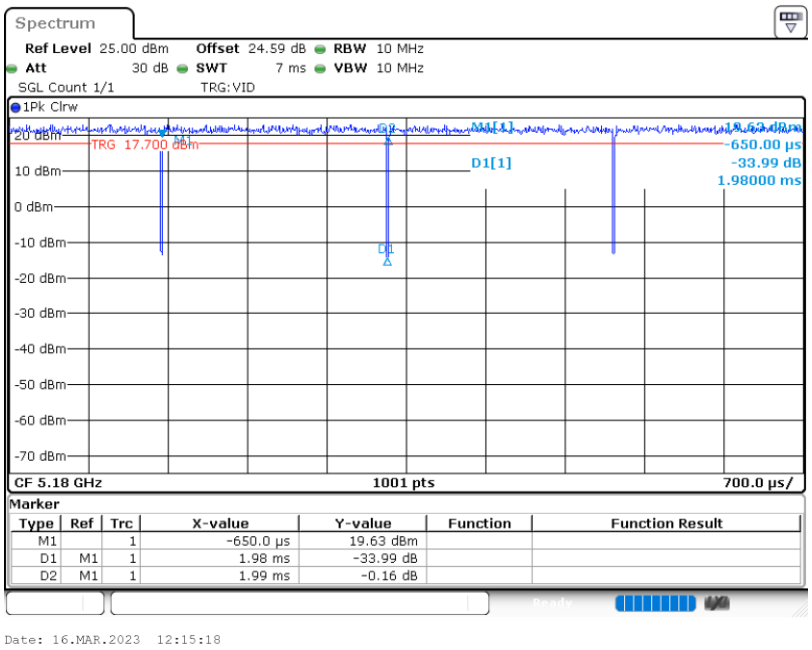

## 802.11n HT20

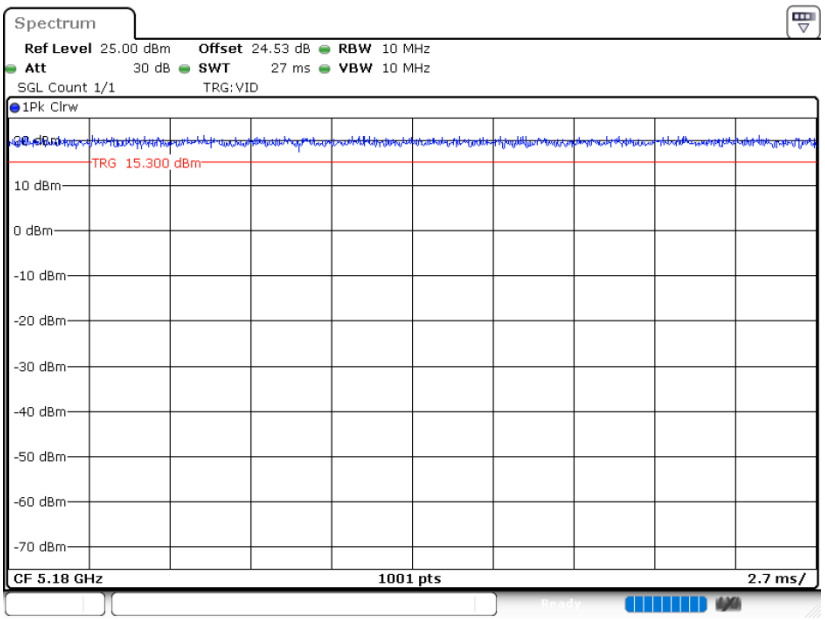


Date: 16.MAR.2023 12:18:15

## 802.11n HT40

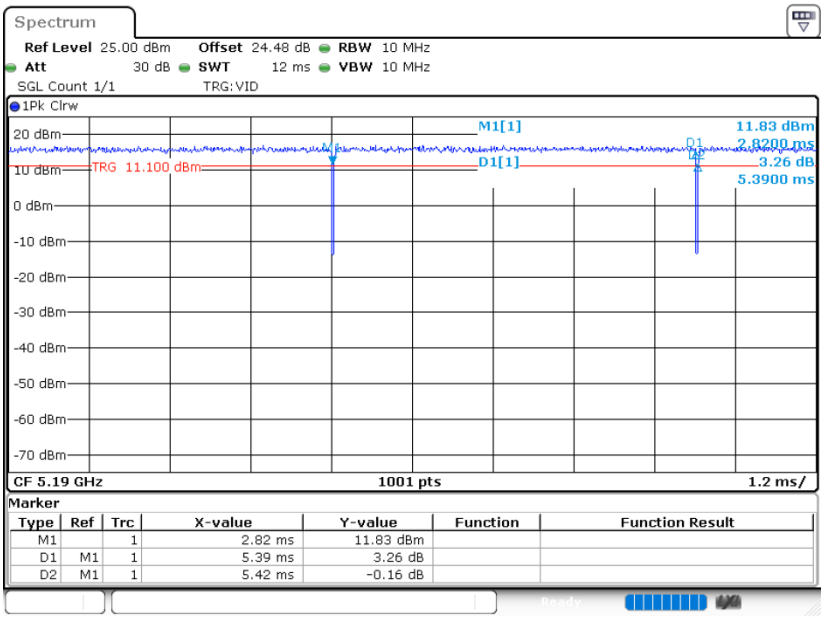


Date: 16.MAR.2023 12:32:11

### 802.11ax HE20

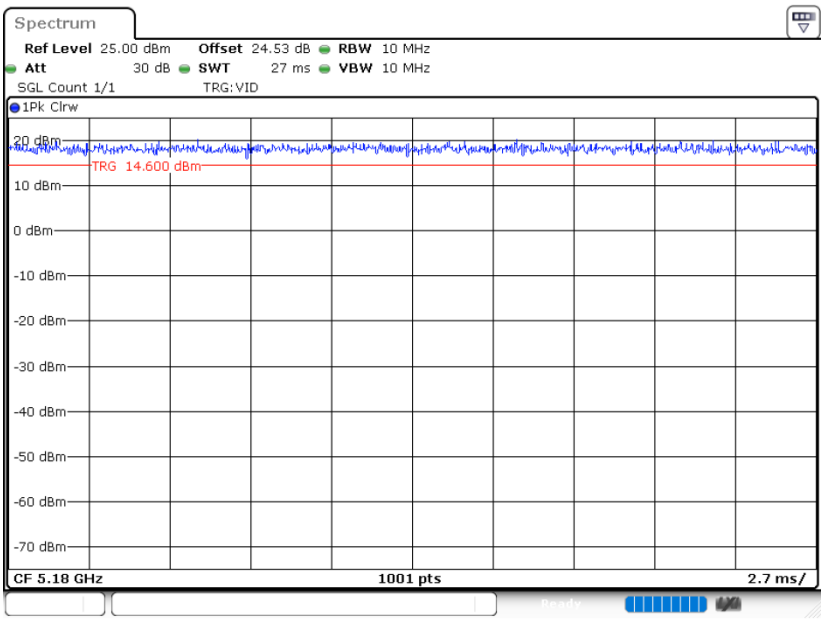


Date: 16.MAR.2023 12:49:33

### 802.11ax HE40

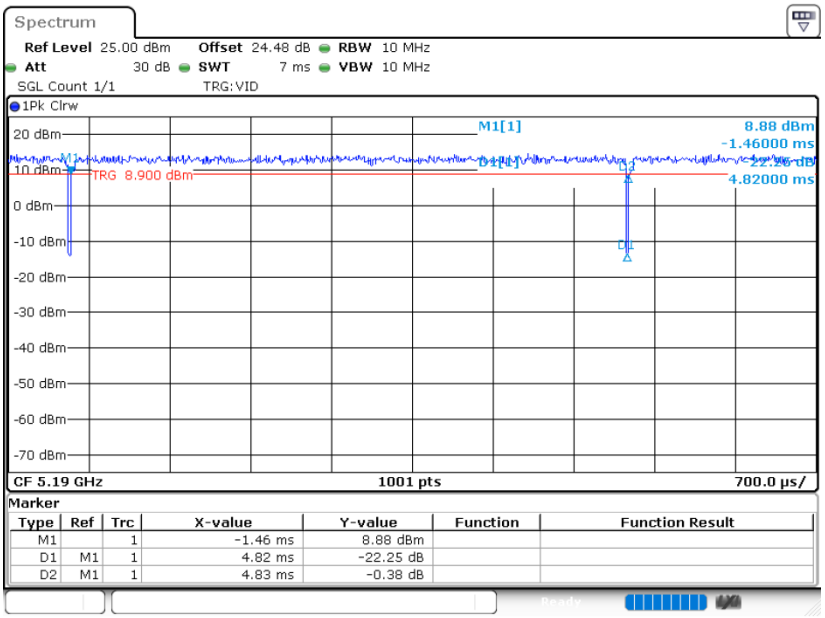


Date: 16.MAR.2023 13:04:54

### 802.11ax HE80

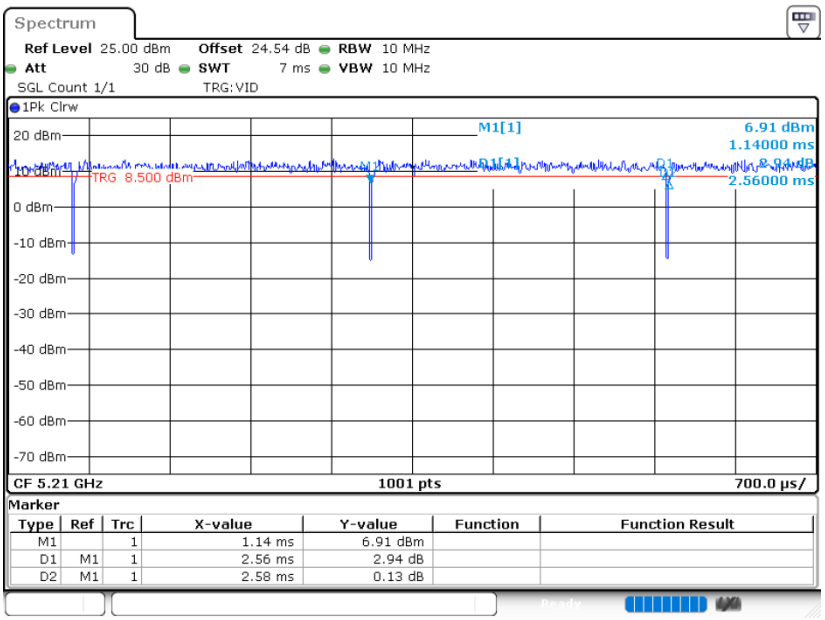


Date: 16.MAR.2023 13:13:37

### 802.11ax HE160

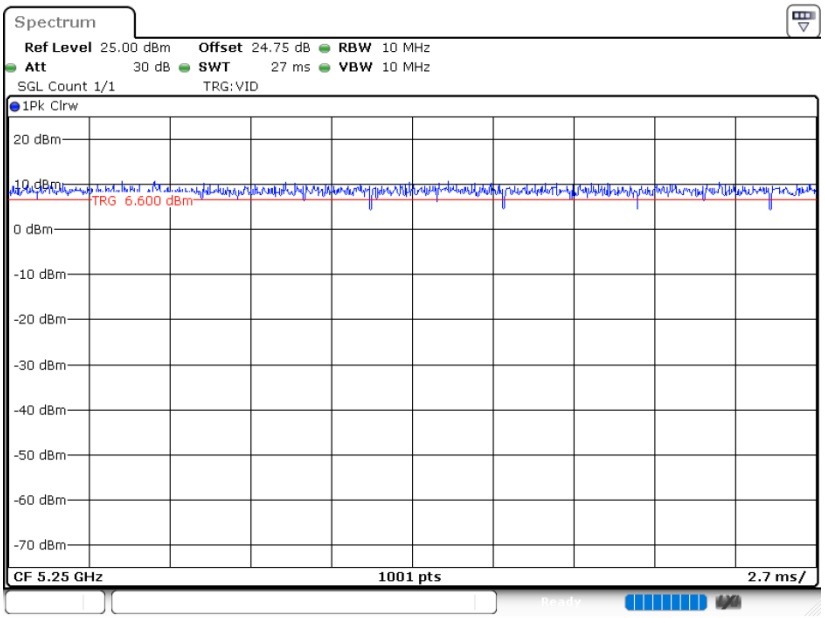


Date: 16.MAR.2023 13:18:58