| Mode | 32 | |
|---|---|---|
| | Band Edge | |
| | U-NII-3_5.725-5.85_802.11a_CH165_5825MHz | |
| ANT | 3+10 | |
| Pol. | Horizontal | Fundamental |
| Peak | 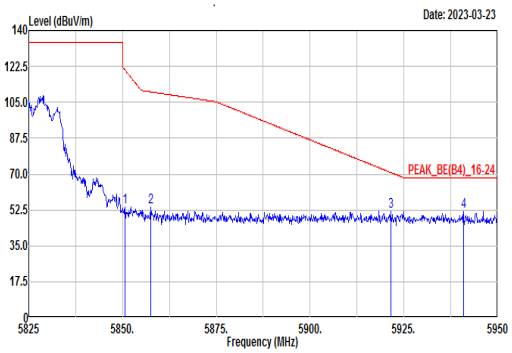 <br>Site : 03CH03-SZ<br>Condition: PEAK_BE(B4)_16-24 3m ANT3117_0057 HORIZONTAL<br>Mode : 32<br>Setting : 6M Powersetting 17<br>Plane : Y with accessories<br>: 32fa7a52<br><br>Freq Level Limit Line Margin (dB) Read Level Ant Factor Cable Loss Preamp Factor APos TPos Remark<br>MHz dBuV/m dBuV/m dBuV dB/m dB dB cm deg<br>1 5850.63 53.89 120.77 -66.88 43.17 35.17 8.88 33.33 184 281 PEAK<br>2 5857.50 53.93 110.10 -56.17 43.20 35.19 8.87 33.33 184 281<br>3 5921.50 51.52 70.78 -19.26 40.72 35.33 8.79 33.32 184 281 PEAK<br>4 5940.88 51.65 68.30 -16.65 40.82 35.37 8.77 33.31 184 281 PEAK | 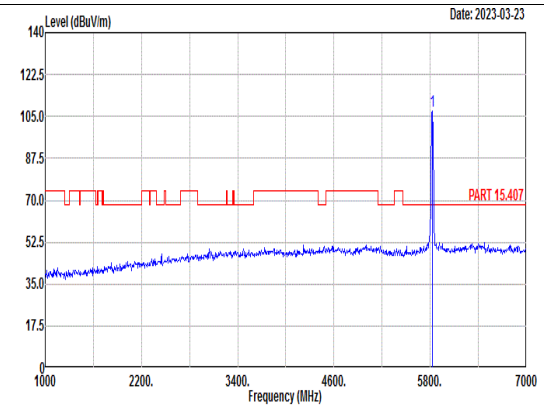 <br>Site : 03CH03-SZ<br>Condition: PART 15.407 3m ANT3117_0057 HORIZONTAL<br>Mode : 32<br>Setting : 6M Powersetting 17<br>Plane : Y with accessories<br>: 32fa7a52<br><br>Freq Level Limit Line Margin (dB) Read Level Ant Factor Cable Loss Preamp Factor APos TPos Remark<br>MHz dBuV/m dBuV/m dBuV dB/m dB dB cm deg<br>1 5825.00 107.12 ------ ------ 96.44 35.11 8.91 33.34 184 281 PEAK |
| Avg | Blank | 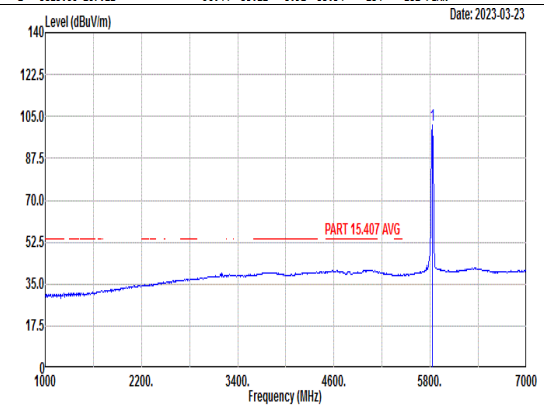 <br>Site : 03CH03-SZ<br>Condition: PART 15.407 AVG 3m ANT3117_0057 HORIZONTAL<br>Mode : 32<br>Setting : 6M Powersetting 17<br>Plane : Y with accessories<br>: 32fa7a52<br><br>Freq Level Limit Line Margin (dB) Read Level Ant Factor Cable Loss Preamp Factor APos TPos Remark<br>MHz dBuV/m dBuV/m dBuV dB/m dB dB cm deg<br>1 5825.00 101.32 ------ ------ 90.64 35.11 8.91 33.34 184 281 AVERAGE |

| Mode | 32 | |
|---|---|---|
| | Band Edge | |
| | U-NII-3_5.725-5.85_802.11a_CH165_5825MHz | |
| ANT | 3+10 | |
| Pol. | Vertical | Fundamental |
| Peak | 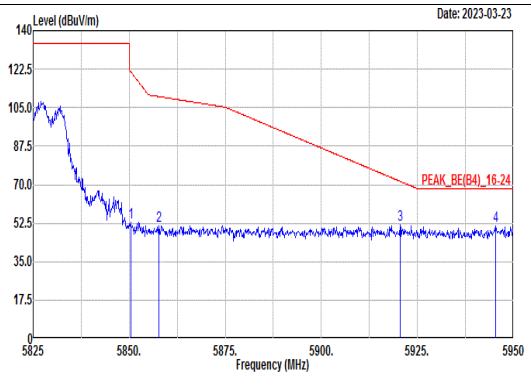 <br>Site : 03CH03-SZ<br>Condition: PEAK_BE(B4)_16-24 3m ANT3117_0057 VERTICAL<br>Mode : 32<br>Setting : 6M Powersetting 17<br>Plane : Y with accessories<br>: 32fa7a52<br>Freq Level Limit Line Margin (dB) Read Level Ant Factor Cable Loss Preamp Factor APos TPos Remark<br>MHz dBuV/m dBuV/m dBuV dB/m dB dB cm deg<br>1 5850.38 52.95 121.34 -68.39 42.23 35.17 8.88 33.33 400 308 PEAK<br>2 5857.63 51.49 110.06 -58.57 40.76 35.19 8.87 33.33 400 308 PEAK<br>3 5920.50 52.00 71.52 -19.52 41.20 35.33 8.79 33.32 400 308 PEAK<br>4 5945.38 51.49 68.30 -16.81 40.66 35.38 8.76 33.31 400 308 PEAK | 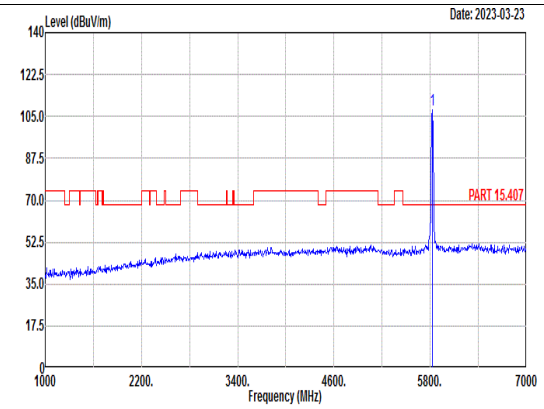 <br>Site : 03CH03-SZ<br>Condition: PART 15.407 3m ANT3117_0057 VERTICAL<br>Mode : 32<br>Setting : 6M Powersetting 17<br>Plane : Y with accessories<br>: 32fa7a52<br>Freq Level Limit Line Margin (dB) Read Level Ant Factor Cable Loss Preamp Factor APos TPos Remark<br>MHz dBuV/m dBuV/m dBuV dB/m dB dB cm deg<br>1 5825.00 107.65 ------ ------ 96.95 35.13 8.90 33.33 400 308 PEAK |
| Avg | Blank | 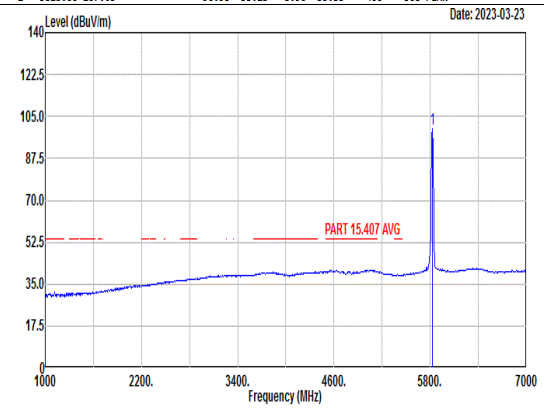 <br>Site : 03CH03-SZ<br>Condition: PART 15.407 AVG 3m ANT3117_0057 VERTICAL<br>Mode : 32<br>Setting : 6M Powersetting 17<br>Plane : Y with accessories<br>: 32fa7a52<br>Freq Level Limit Line Margin (dB) Read Level Ant Factor Cable Loss Preamp Factor APos TPos Remark<br>MHz dBuV/m dBuV/m dBuV dB/m dB dB cm deg<br>1 5825.00 99.62 ------ ------ 88.94 35.11 8.91 33.34 400 308 AVERAGE |

| Mode | 32 | |
|---|---|---|
| | Harmonic | |
| | U-NII-3_5.725-5.85_802.11a_CH165_5825MHz | |
| ANT | 3+10 | |
| Pol. | Horizontal | Vertical |
| Peak<br>Avg | 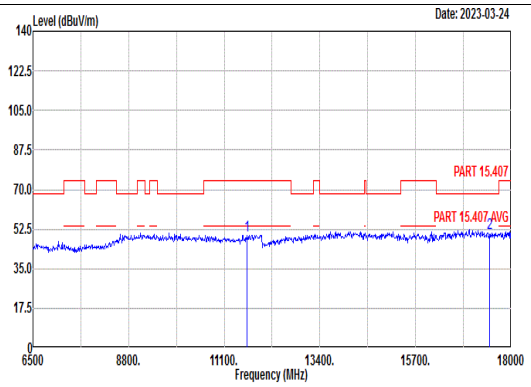 <br>Site : 03CH03-SZ<br>Condition: PART 15.407 3m ANT3117_0057 HORIZONTAL<br>Project : 2D0705<br>Mode : 32<br>SN : 32fa7a52<br>Plane : Y with accessories<br>: 6M Power setting 17<br><br>Freq Level Limit Line Margin Read Level Ant Factor Cable Loss Preamp Factor APos TPos Remark<br>MHz dBuV/m dBuV/m dB dBuV dB/m dB dB cm deg<br>1 11650.00 49.73 74.00 -24.27 52.20 39.61 11.53 53.61 --- --- Peak<br>2 17475.00 50.49 68.30 -17.81 47.48 42.31 13.23 52.53 --- --- Peak | 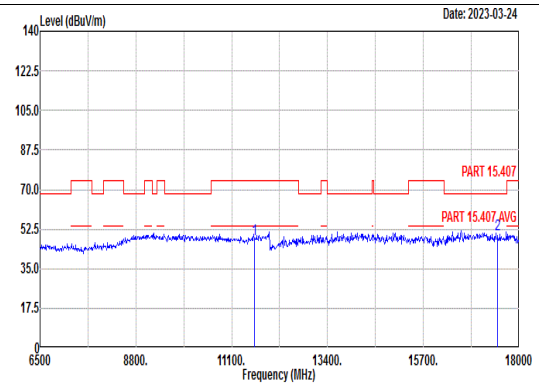 <br>Site : 03CH03-SZ<br>Condition: PART 15.407 3m ANT3117_0057 VERTICAL<br>Project : 2D0705<br>Mode : 32<br>SN : 32fa7a52<br>Plane : Y with accessories<br>: 6M Power setting 17<br><br>Freq Level Limit Line Margin Read Level Ant Factor Cable Loss Preamp Factor APos TPos Remark<br>MHz dBuV/m dBuV/m dB dBuV dB/m dB dB cm deg<br>1 11650.00 48.20 74.00 -25.80 50.67 39.61 11.53 53.61 --- --- Peak<br>2 17475.00 50.29 68.30 -18.01 47.28 42.31 13.23 52.53 --- --- Peak |

| Mode | 33 | |
|---|---|---|
| | Band Edge | |
| | U-NII-3_5.725-5.85_802.11ax HE20_CH149_Full_5745MHz | |
| ANT | 3+10 | |
| Pol. | Horizontal | Fundamental |
| Peak | 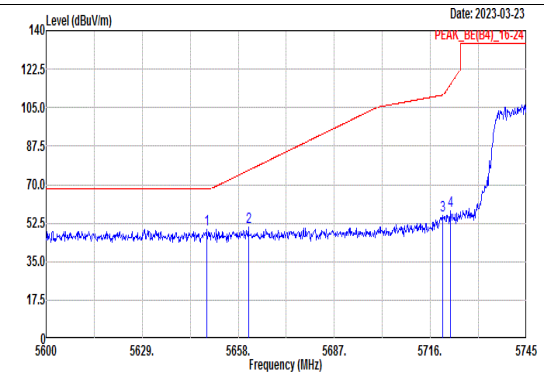 <br>Site : 03CH03-SZ<br>Condition: PEAK_BE(B4)_16-24 3m ANT3117_0057 HORIZONTAL<br>Mode : 33<br>Setting : MCS0 Powersetting 14<br>Plane : Y with accessories<br>: 32fa7a52<br>Freq Level Limit Line Margin (dB) Read Level Ant Factor Cable Loss Preamp Factor APos TPos Remark<br>1 5648.43 49.60 68.30 -18.70 39.85 34.73 8.39 33.37 186 115 PEAK<br>2 5661.05 50.47 76.48 -26.01 40.65 34.75 8.44 33.37 186 115 PEAK<br>3 5719.77 55.87 110.74 -54.87 45.70 34.88 8.65 33.36 186 115 PEAK<br>4 5721.95 58.18 115.24 -57.06 47.99 34.89 8.66 33.36 186 115 PEAK | 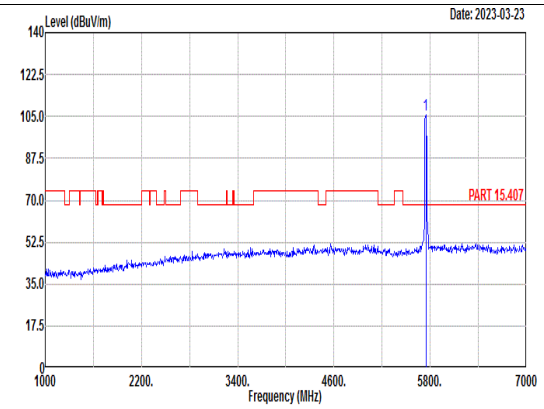 <br>Site : 03CH03-SZ<br>Condition: PART 15.407 3m ANT3117_0057 HORIZONTAL<br>Mode : 33<br>Setting : MCS0 Powersetting 14<br>Plane : Y with accessories<br>: 32fa7a52<br>Freq Level Limit Line Margin (dB) Read Level Ant Factor Cable Loss Preamp Factor APos TPos Remark<br>1 5745.00 105.46 ------ ------ 95.12 34.94 8.75 33.35 186 115 PEAK |
| Avg | Blank | 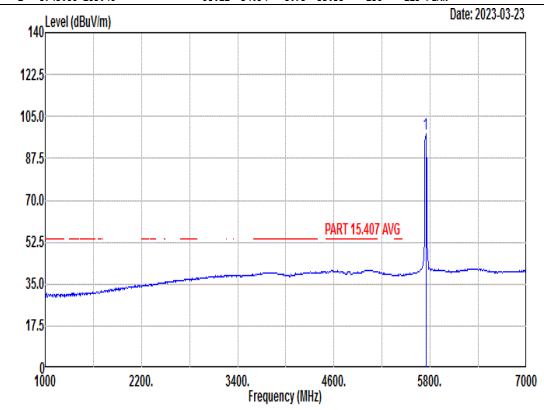 <br>Site : 03CH03-SZ<br>Condition: PART 15.407 AVG 3m ANT3117_0057 HORIZONTAL<br>Mode : 33<br>Setting : MCS0 Powersetting 14<br>Plane : Y with accessories<br>: 32fa7a52<br>Freq Level Limit Line Margin (dB) Read Level Ant Factor Cable Loss Preamp Factor APos TPos Remark<br>1 5745.00 97.67 ------ ------ 87.33 34.94 8.75 33.35 186 115 AVERAGE |

| Mode | 33 | |
|---|---|---|
| | Band Edge | |
| | U-NII-3_5.725-5.85_802.11ax HE20_CH149_Full_5745MHz | |
| ANT | 3+10 | |
| Pol. | Vertical | Fundamental |
| Peak | 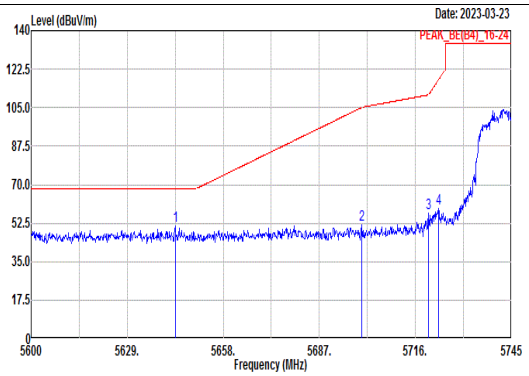 <br>Site : 03CH03-SZ<br>Condition: PEAK_BE(B4)_16-24 3m ANT3117_0057 VERTICAL<br>Mode : 33<br>Setting : MCS0 Powersetting 14<br>Plane : Y with accessories<br>: 32fa7a52<br><br>Freq Level Limit Line Margin (dB) Read Level Ant Factor Cable Loss Preamp Factor APos TPos Remark<br>MHz dBuV/m dBuV/m dBuV dB/m dB dB cm deg<br>1 5643.50 51.32 68.30 -16.98 41.60 34.72 8.37 33.37 400 46 PEAK<br>2 5699.76 51.54 105.02 -53.48 41.48 34.84 8.58 33.36 400 46 PEAK<br>3 5719.92 57.16 110.78 -53.62 46.98 34.88 8.66 33.36 400 46 PEAK<br>4 5722.96 58.92 117.55 -58.63 48.72 34.89 8.67 33.36 400 46 PEAK | 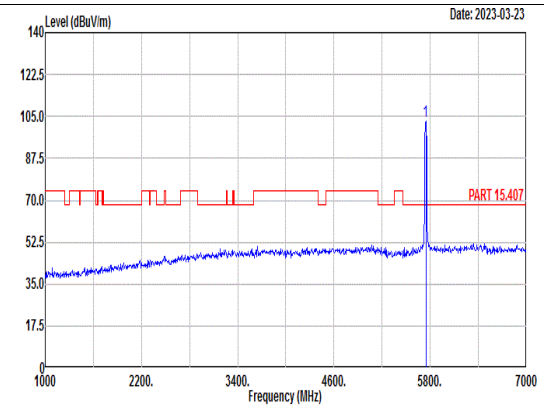 <br>Site : 03CH03-SZ<br>Condition: PART 15.407 3m ANT3117_0057 VERTICAL<br>Mode : 33<br>Setting : MCS0 Powersetting 14<br>Plane : Y with accessories<br>: 32fa7a52<br><br>Freq Level Limit Line Margin (dB) Read Level Ant Factor Cable Loss Preamp Factor APos TPos Remark<br>MHz dBuV/m dBuV/m dBuV dB/m dB dB cm deg<br>1 5745.00 102.97 ------ ------ 92.60 34.95 8.77 33.35 400 46 PEAK |
| Avg | Blank | 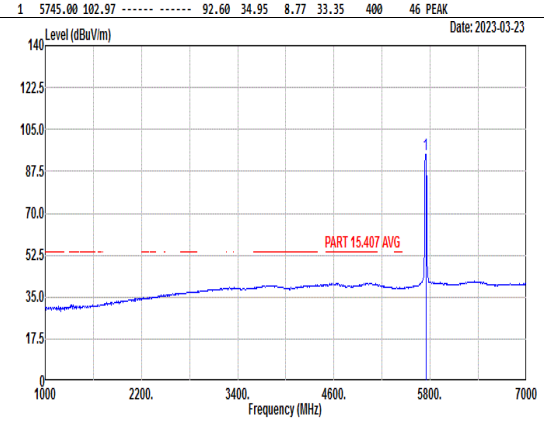 <br>Site : 03CH03-SZ<br>Condition: PART 15.407 AVG 3m ANT3117_0057 VERTICAL<br>Mode : 33<br>Setting : MCS0 Powersetting 14<br>Plane : Y with accessories<br>: 32fa7a52<br><br>Freq Level Limit Line Margin (dB) Read Level Ant Factor Cable Loss Preamp Factor APos TPos Remark<br>MHz dBuV/m dBuV/m dBuV dB/m dB dB cm deg<br>1 5745.00 94.83 ------ ------ 84.49 34.94 8.75 33.35 400 46 AVERAGE |

| Mode | 33 | |
|---|---|---|
| | Harmonic | |
| | U-NII-3_5.725-5.85_802.11ax HE20_CH149_Full_5745MHz | |
| ANT | 3+10 | |
| Pol. | Horizontal | Vertical |
| Peak<br>Avg | 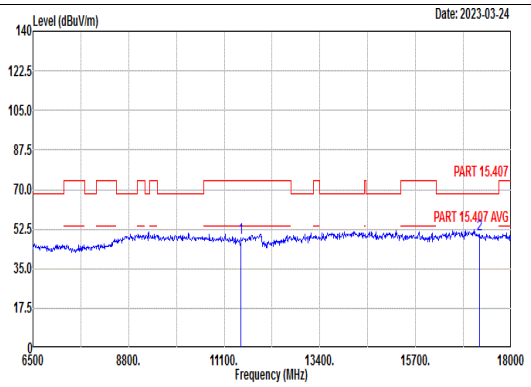 <br><br>Site : 03CH03-SZ<br>Condition: PART 15.407 3m ANT3117_0057 HORIZONTAL<br>Project : 2D0705<br>Mode : 33<br>SN : 32fa7a52<br>Plane : Y with accessories<br>: MCS0 Power setting 14<br><br>Freq Level Limit Line Margin Read Level Ant Factor Cable Loss Preamp Factor APos TPos Remark<br>MHz dBuV/m dBuV/m dB dBuV dB/m dB dB cm deg<br>1 11490.00 48.42 74.00 -25.58 51.27 39.40 11.45 53.70 --- --- Peak<br>2 17235.00 50.03 68.30 -18.27 46.88 42.35 13.17 52.37 --- --- Peak | 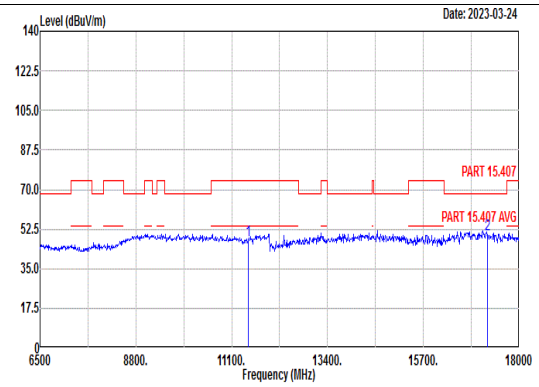 <br><br>Site : 03CH03-SZ<br>Condition: PART 15.407 3m ANT3117_0057 VERTICAL<br>Project : 2D0705<br>Mode : 33<br>SN : 32fa7a52<br>Plane : Y with accessories<br>: MCS0 Power setting 14<br><br>Freq Level Limit Line Margin Read Level Ant Factor Cable Loss Preamp Factor APos TPos Remark<br>MHz dBuV/m dBuV/m dB dBuV dB/m dB dB cm deg<br>1 11490.00 47.34 74.00 -26.66 50.19 39.40 11.45 53.70 --- --- Peak<br>2 17235.00 50.31 68.30 -17.99 47.16 42.35 13.17 52.37 --- --- Peak |

| Mode | 34 | |
|---|---|---|
| | Harmonic | |
| | U-NII-3_5.725-5.85_802.11ax HE20_CH157_Full_5785MHz | |
| ANT | 3+10 | |
| Pol. | Horizontal | Vertical |
| Peak Avg | 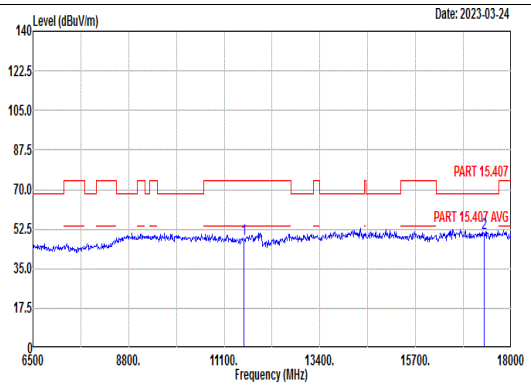 <br>Site : 03CH03-SZ<br>Condition: PART 15.407 3m ANT3117_0057 HORIZONTAL<br>Project : 2D0705<br>Mode : 34<br>SN : 32fa7a52<br>Plane : Y with accessories<br>: MCS0 Power setting 14<br><br>Freq Level Limit Line Margin Read Level Ant Factor Cable Loss Preamp Factor APos TPos Remark<br>MHz dBuV/m dBuV/m dB dBuV dB/m dB dB cm deg<br>1 11570.00 47.85 74.00 -26.15 50.52 39.50 11.49 53.66 --- --- Peak<br>2 17355.00 50.71 68.30 -17.59 47.63 42.33 13.20 52.45 --- --- Peak | 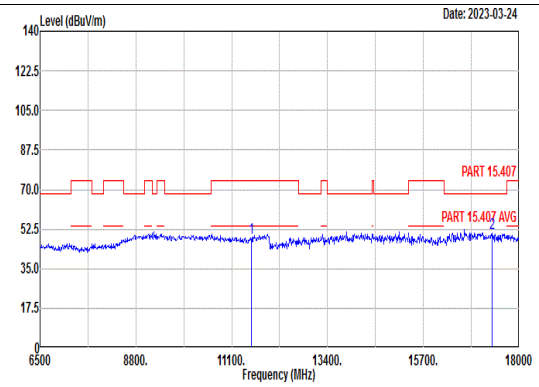 <br>Site : 03CH03-SZ<br>Condition: PART 15.407 3m ANT3117_0057 VERTICAL<br>Project : 2D0705<br>Mode : 34<br>SN : 32fa7a52<br>Plane : Y with accessories<br>: MCS0 Power setting 14<br><br>Freq Level Limit Line Margin Read Level Ant Factor Cable Loss Preamp Factor APos TPos Remark<br>MHz dBuV/m dBuV/m dB dBuV dB/m dB dB cm deg<br>1 11570.00 48.86 74.00 -25.14 51.53 39.50 11.49 53.66 --- --- Peak<br>2 17355.00 50.52 68.30 -17.78 47.44 42.33 13.20 52.45 --- --- Peak |

| Mode | 35 | |
|---|---|---|
| | Band Edge | |
| | U-NII-3_5.725-5.85_802.11ax HE20_CH165_Full_5825MHz | |
| ANT | 3+10 | |
| Pol. | Horizontal | Fundamental |
| Peak | 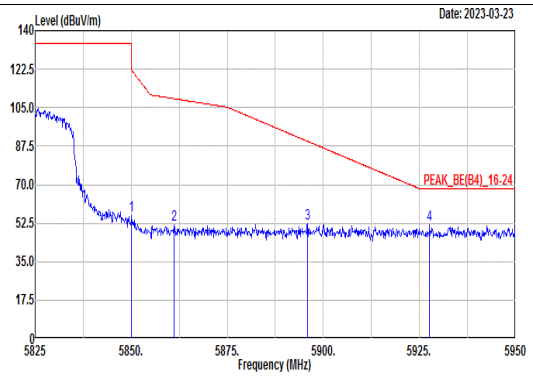 <br>Site : 03CH03-SZ<br>Condition: PEAK_BE(B4)_16-24 3m ANT3117_0057 HORIZONTAL<br>Mode : 35<br>Setting : MCS0 Powersetting 14<br>Plane : Y with accessories<br>: 32fa7a52<br><br>Freq Level Limit Line Margin (dB) Read Level Ant Factor Cable Loss Preamp Factor APos TPos Remark<br>MHz dBuV/m dBuV/m dBuV dB/m dB dB cm deg<br>1 5850.13 55.94 121.91 -65.97 45.22 35.17 8.88 33.33 207 114 PEAK<br>2 5861.13 51.88 109.08 -57.20 41.16 35.19 8.86 33.33 207 114 PEAK<br>3 5895.88 52.12 89.71 -37.59 41.35 35.27 8.82 33.32 207 114 PEAK<br>4 5927.63 51.70 68.30 -16.60 40.89 35.34 8.79 33.32 207 114 PEAK | 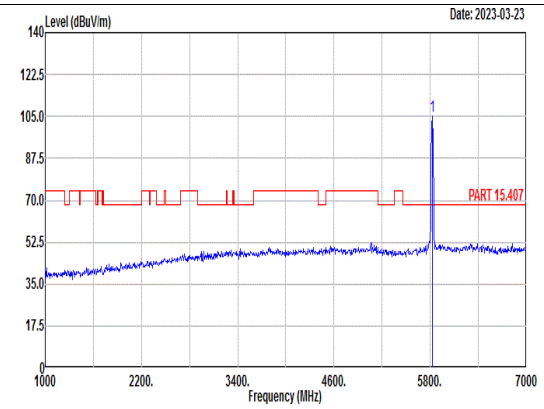 <br>Site : 03CH03-SZ<br>Condition: PART 15.407 3m ANT3117_0057 HORIZONTAL<br>Mode : 35<br>Setting : MCS0 Powersetting 14<br>Plane : Y with accessories<br>: 32fa7a52<br><br>Freq Level Limit Line Margin (dB) Read Level Ant Factor Cable Loss Preamp Factor APos TPos Remark<br>MHz dBuV/m dBuV/m dBuV dB/m dB dB cm deg<br>1 5825.00 105.27 ------ ------ 94.59 35.11 8.91 33.34 207 114 PEAK |
| Avg | Blank | 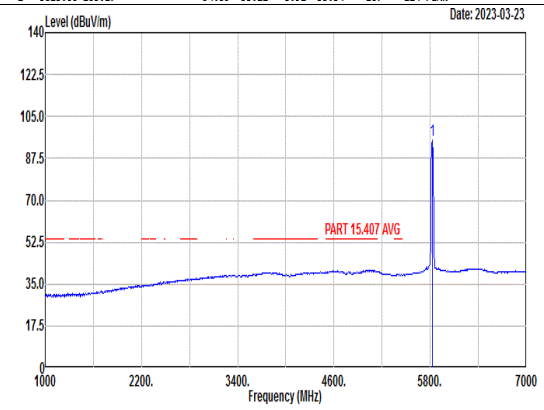 <br>Site : 03CH03-SZ<br>Condition: PART 15.407 AVG 3m ANT3117_0057 HORIZONTAL<br>Mode : 35<br>Setting : MCS0 Powersetting 14<br>Plane : Y with accessories<br>: 32fa7a52<br><br>Freq Level Limit Line Margin (dB) Read Level Ant Factor Cable Loss Preamp Factor APos TPos Remark<br>MHz dBuV/m dBuV/m dBuV dB/m dB dB cm deg<br>1 5825.00 95.33 ------ ------ 84.65 35.11 8.91 33.34 207 114 AVERAGE |

| Mode | 35 | |
|---|---|---|
| | Band Edge | |
| | U-NII-3_5.725-5.85_802.11ax HE20_CH165_Full_5825MHz | |
| ANT | 3+10 | |
| Pol. | Vertical | Fundamental |
| Peak | 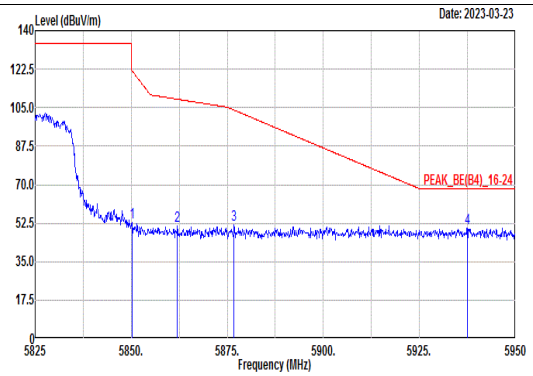 <br>Site : 03CH03-SZ<br>Condition: PEAK_BE(B4)_16-24 3m ANT3117_0057 VERTICAL<br>Mode : 35<br>Setting : MCS0 Powersetting 14<br>Plane : Y with accessories<br>: 32fa7a52<br><br>Freq Level Limit Line Margin (dB) Read Level Ant Factor Cable Loss Preamp Factor APos TPos Remark<br>MHz dBuV/m dBuV/m dBuV dB/m dB dB cm deg<br>1 5850.25 53.03 121.63 -68.60 42.31 35.17 8.88 33.33 112 360 PEAK<br>2 5862.00 50.98 108.84 -57.86 40.25 35.20 8.86 33.33 112 360 PEAK<br>3 5876.75 51.62 103.90 -52.28 40.87 35.23 8.85 33.33 112 360 PEAK<br>4 5937.50 50.17 68.30 -18.13 39.35 35.36 8.77 33.31 112 360 PEAK | 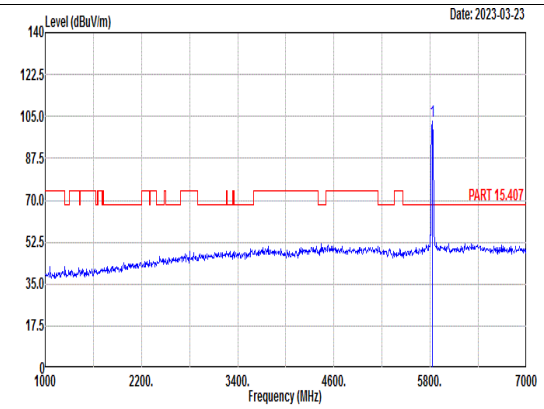 <br>Site : 03CH03-SZ<br>Condition: PART 15.407 3m ANT3117_0057 VERTICAL<br>Mode : 35<br>Setting : MCS0 Powersetting 14<br>Plane : Y with accessories<br>: 32fa7a52<br><br>Freq Level Limit Line Margin (dB) Read Level Ant Factor Cable Loss Preamp Factor APos TPos Remark<br>MHz dBuV/m dBuV/m dBuV dB/m dB dB cm deg<br>1 5825.00 103.13 ------ ------ 92.43 35.13 8.90 33.33 112 360 PEAK |
| Avg | Blank | 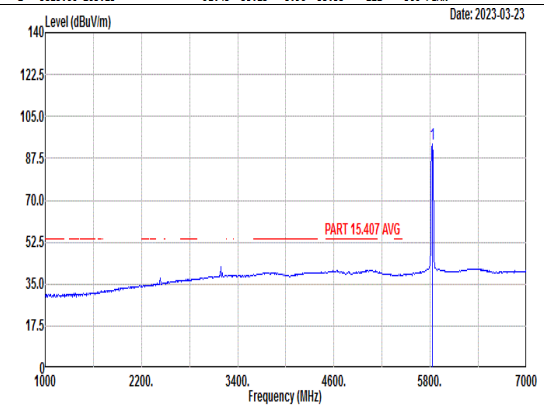 <br>Site : 03CH03-SZ<br>Condition: PART 15.407 AVG 3m ANT3117_0057 VERTICAL<br>Mode : 35<br>Setting : MCS0 Powersetting 14<br>Plane : Y with accessories<br>: 32fa7a52<br><br>Freq Level Limit Line Margin (dB) Read Level Ant Factor Cable Loss Preamp Factor APos TPos Remark<br>MHz dBuV/m dBuV/m dBuV dB/m dB dB cm deg<br>1 5825.00 93.58 ------ ------ 82.90 35.11 8.91 33.34 112 360 AVERAGE |

| Mode | 35 | |
|---|---|---|
| | Harmonic | |
| | U-NII-3_5.725-5.85_802.11ax HE20_CH165_Full_5825MHz | |
| ANT | 3+10 | |
| Pol. | Horizontal | Vertical |
| Peak<br>Avg | 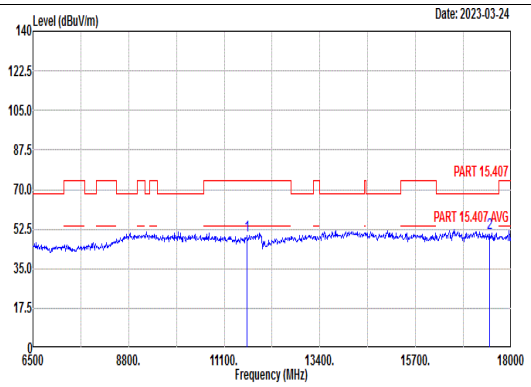 <br><br>Site : 03CH03-SZ<br>Condition: PART 15.407 3m ANT3117_0057 HORIZONTAL<br>Project : 2D0705<br>Mode : 35<br>SN : 32fa7a52<br>Plane : Y with accessories<br>: MCS0 Power setting 14<br><br>Freq Level Limit Line Margin Read Level Ant Factor Cable Loss Preamp Factor APos TPos Remark<br>MHz dBuV/m dBuV/m dB dBuV dB/m dB dB cm deg<br>1 11650.00 49.58 74.00 -24.42 52.05 39.61 11.53 53.61 --- --- Peak<br>2 17475.00 50.94 68.30 -17.36 47.93 42.31 13.23 52.53 --- --- Peak | 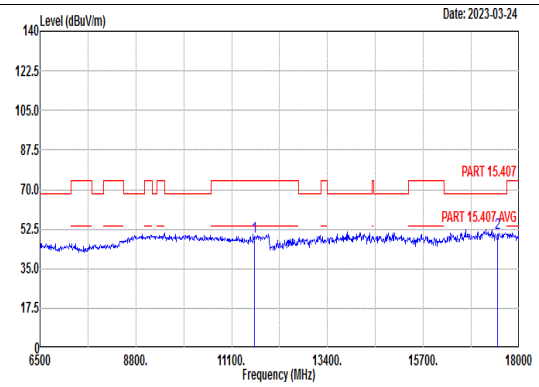 <br><br>Site : 03CH03-SZ<br>Condition: PART 15.407 3m ANT3117_0057 VERTICAL<br>Project : 2D0705<br>Mode : 35<br>SN : 32fa7a52<br>Plane : Y with accessories<br>: MCS0 Power setting 14<br><br>Freq Level Limit Line Margin Read Level Ant Factor Cable Loss Preamp Factor APos TPos Remark<br>MHz dBuV/m dBuV/m dB dBuV dB/m dB dB cm deg<br>1 11650.00 49.05 74.00 -24.95 51.52 39.61 11.53 53.61 --- --- Peak<br>2 17475.00 50.75 68.30 -17.55 47.74 42.31 13.23 52.53 --- --- Peak |

| Mode | 36 | |
|---|---|---|
| | Band Edge - L | |
| | U-NII-3_5.725-5.85_802.11ax HE40_CH151_Full_5755MHz | |
| ANT | 3+10 | |
| Pol. | Horizontal | Fundamental |
| Peak | 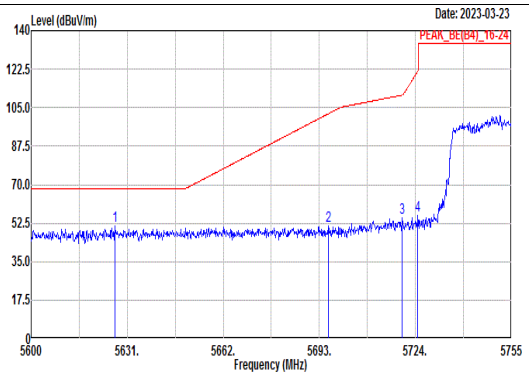 <br>Site : 03CH03-SZ<br>Condition: PEAK_BE(B4)_16-24 3m ANT3117_0057 HORIZONTAL<br>Mode : 36<br>Setting : MCS0 Powersetting 12.5<br>Plane : Y with accessories<br>: 32fa7a52<br>Freq Level Limit Line Margin (dB) Read Level Ant Factor Cable Loss Preamp Factor APos TPos Remark<br>MHz dBuV/m dBuV/m dBuV dB/m dB dB cm deg<br>1 5626.97 51.10 68.30 -17.20 41.48 34.68 8.31 33.37 251 106 PEAK<br>2 5695.95 51.37 102.22 -50.85 41.33 34.83 8.57 33.36 251 106 PEAK<br>3 5719.82 54.68 110.75 -56.07 44.50 34.88 8.66 33.36 251 106 PEAK<br>4 5724.78 55.95 121.69 -65.74 45.75 34.89 8.67 33.36 251 106 PEAK | 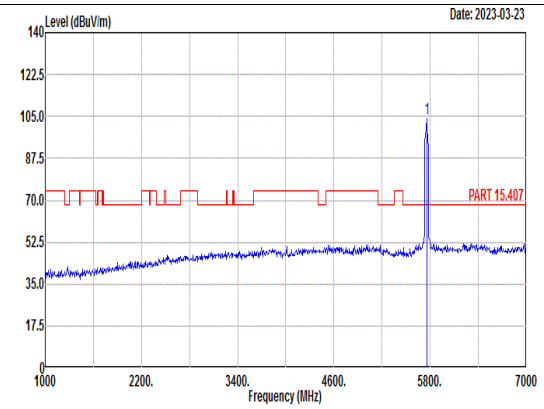 <br>Site : 03CH03-SZ<br>Condition: PART 15.407 3m ANT3117_0057 HORIZONTAL<br>Mode : 36<br>Setting : MCS0 Powersetting 12.5<br>Plane : Y with accessories<br>: 32fa7a52<br>Freq Level Limit Line Margin (dB) Read Level Ant Factor Cable Loss Preamp Factor APos TPos Remark<br>MHz dBuV/m dBuV/m dBuV dB/m dB dB cm deg<br>1 5755.00 104.13 ------ ------ 93.71 34.97 8.80 33.35 251 106 PEAK |
| Avg | Blank | 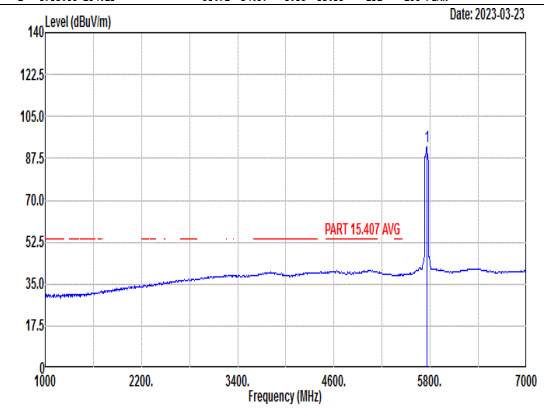 <br>Site : 03CH03-SZ<br>Condition: PART 15.407 AVG 3m ANT3117_0057 HORIZONTAL<br>Mode : 36<br>Setting : MCS0 Powersetting 12.5<br>Plane : Y with accessories<br>: 32fa7a52<br>Freq Level Limit Line Margin (dB) Read Level Ant Factor Cable Loss Preamp Factor APos TPos Remark<br>MHz dBuV/m dBuV/m dBuV dB/m dB dB cm deg<br>1 5755.00 92.55 ------ ------ 82.13 34.97 8.80 33.35 251 106 AVERAGE |

| Mode | 36 | |
|---|---|---|
| | Band Edge - R | |
| | U-NII-3_5.725-5.85_802.11ax HE40_CH151_Full_5755MHz | |
| ANT | 3+10 | |
| Pol. | Horizontal | Fundamental |
| Peak | 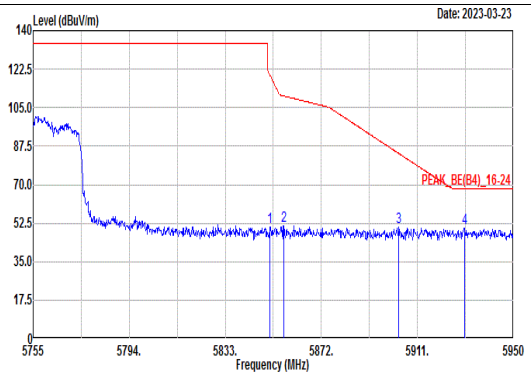 <br>Site : 03CH03-SZ<br>Condition: PEAK_BE(B4)_16-24 3m ANT3117_0057 HORIZONTAL<br>Mode : 36<br>Setting : MCS0 Powersetting 12.5<br>Plane : Y with accessories<br>: 32fa7a52<br><br>Freq Level Limit Line Margin (dB) Read Level Ant Factor Cable Loss Preamp Factor APos TPos Remark<br>MHz dBuV/m dBuV/m dBuV dB/m dB dB cm deg<br>1 5850.94 50.96 120.06 -69.10 40.24 35.17 8.88 33.33 251 106 PEAK<br>2 5856.79 51.25 110.30 -59.05 40.53 35.18 8.87 33.33 251 106 PEAK<br>3 5903.40 50.49 84.15 -33.66 39.71 35.29 8.81 33.32 251 106 PEAK<br>4 5930.31 50.31 68.30 -17.99 39.50 35.35 8.78 33.32 251 106 PEAK | Blank |

| Mode | 36 | |
|---|---|---|
| | Band Edge - L | |
| | U-NII-3_5.725-5.85_802.11ax HE40_CH151_Full_5755MHz | |
| ANT | 3+10 | |
| Pol. | Vertical | Fundamental |
| Peak | 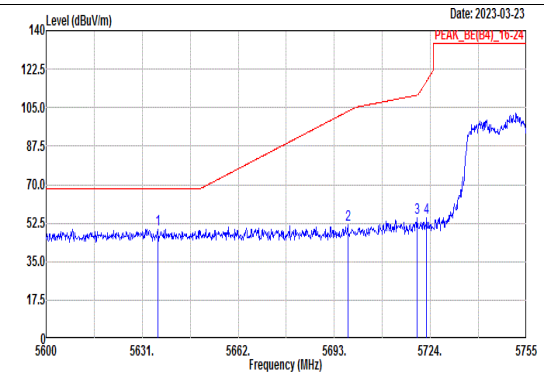 <br>Site : 03CH03-SZ<br>Condition: PEAK_BE(B4)_16-24 3m ANT3117_0057 VERTICAL<br>Mode : 36<br>Setting : MCS0 Powersetting 12.5<br>Plane : Y with accessories<br>: 32fa7a52<br><br>Freq Level Limit Line Margin (dB) Read Level Ant Factor Cable Loss Preamp Factor APos TPos Remark<br>MHz dBuV/m dBuV/m dBuV dB/m dB dB cm deg<br>1 5635.96 49.83 68.30 -18.47 40.15 34.70 8.35 33.37 358 38 PEAK<br>2 5697.34 51.98 103.24 -51.26 41.94 34.83 8.57 33.36 358 38 PEAK<br>3 5719.66 54.90 110.71 -55.81 44.73 34.88 8.65 33.36 358 38 PEAK<br>4 5722.76 54.74 117.09 -62.35 44.54 34.89 8.67 33.36 358 38 PEAK | 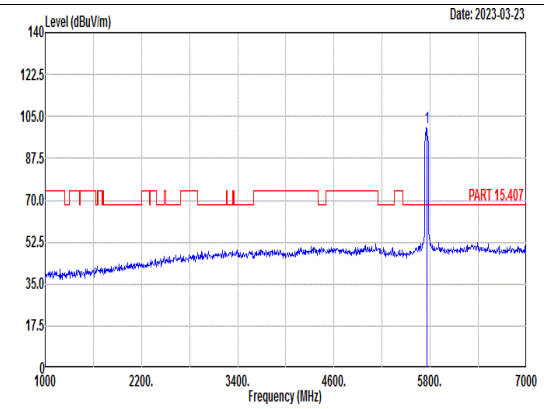 <br>Site : 03CH03-SZ<br>Condition: PART 15.407 3m ANT3117_0057 VERTICAL<br>Mode : 36<br>Setting : MCS0 Powersetting 12.5<br>Plane : Y with accessories<br>: 32fa7a52<br><br>Freq Level Limit Line Margin (dB) Read Level Ant Factor Cable Loss Preamp Factor APos TPos Remark<br>MHz dBuV/m dBuV/m dBuV dB/m dB dB cm deg<br>1 5755.00 100.14 ------ ------ 89.77 34.95 8.77 33.35 358 38 PEAK |
| Avg | Blank | 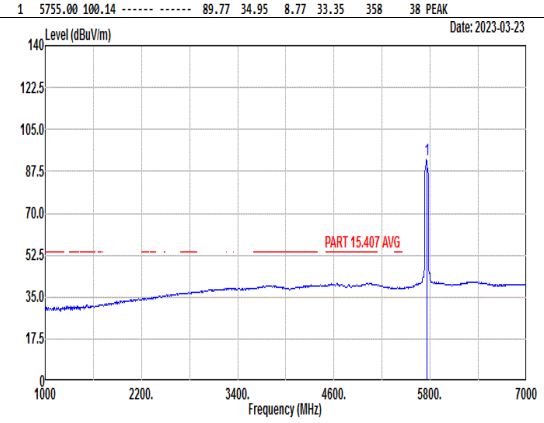 <br>Site : 03CH03-SZ<br>Condition: PART 15.407 AVG 3m ANT3117_0057 VERTICAL<br>Mode : 36<br>Setting : MCS0 Powersetting 12.5<br>Plane : Y with accessories<br>: 32fa7a52<br><br>Freq Level Limit Line Margin (dB) Read Level Ant Factor Cable Loss Preamp Factor APos TPos Remark<br>MHz dBuV/m dBuV/m dBuV dB/m dB dB cm deg<br>1 5755.00 92.30 ------ ------ 81.93 34.95 8.77 33.35 358 38 AVERAGE |

| Mode | 36 | |
|---|---|---|
| | Band Edge - R | |
| | U-NII-3_5.725-5.85_802.11ax HE40_CH151_Full_5755MHz | |
| ANT | 3+10 | |
| Pol. | Vertical | Fundamental |
| Peak | 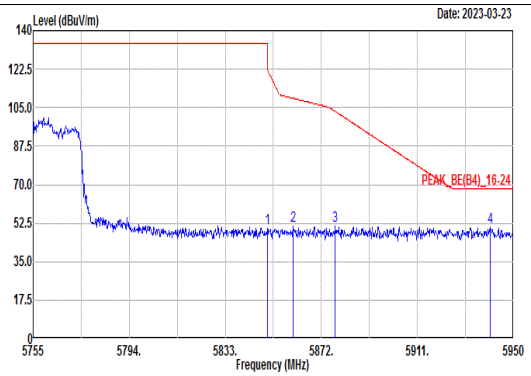 <br>Site : 03CH03-SZ<br>Condition: PEAK_BE(B4)_16-24 3m ANT3117_0057 VERTICAL<br>Mode : 36<br>Setting : MCS0 Powersetting 12.5<br>Plane : Y with accessories<br>: 32fa7a52<br><br>Freq Level Limit Line Margin (dB) Read Level Ant Factor Cable Loss Preamp Factor APos TPos Remark<br>MHz dBuV/m dBuV/m dBuV dB/m dB dB cm deg<br>1 5850.16 50.35 121.83 -71.48 39.63 35.17 8.88 33.33 358 38 PEAK<br>2 5860.69 51.03 109.20 -58.17 40.31 35.19 8.86 33.33 358 38 PEAK<br>3 5877.66 51.03 103.23 -52.20 40.29 35.23 8.84 33.33 358 38 PEAK<br>4 5940.45 50.62 68.30 -17.68 39.79 35.37 8.77 33.31 358 38 PEAK | Blank |

| Mode | 36 | |
|---|---|---|
| | Harmonic | |
| | U-NII-3_5.725-5.85_802.11ax HE40_CH151_Full_5755MHz | |
| ANT | 3+10 | |
| Pol. | Horizontal | Vertical |
| Peak<br>Avg | 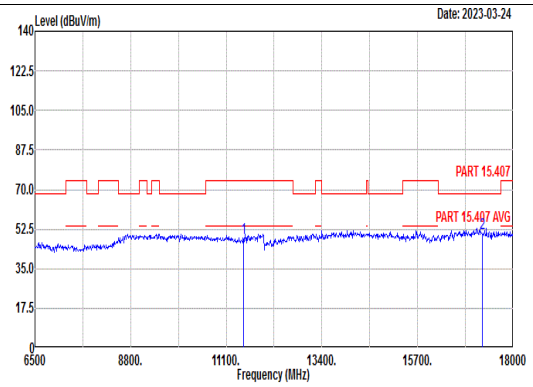 <br><br>Site : 03CH03-SZ<br>Condition: PART 15.407 3m ANT3117_0057 HORIZONTAL<br>Project : 2D0705<br>Mode : 36<br>SN : 32fa7a52<br>Plane : Y with accessories<br>: MCS0 Power setting 12.5<br><br>Freq Level Limit Line Margin Read Level Ant Factor Cable Loss Preamp Factor APos TPos Remark<br>MHz dBuV/m dBuV/m dB dBuV dB/m dB dB cm deg<br>1 11510.00 48.74 74.00 -25.26 51.56 39.41 11.46 53.69 --- --- Peak<br>2 17265.00 50.50 68.30 -17.80 47.36 42.35 13.18 52.39 --- --- Peak | 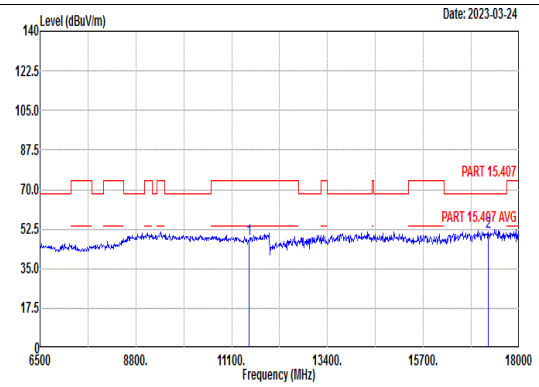 <br><br>Site : 03CH03-SZ<br>Condition: PART 15.407 3m ANT3117_0057 VERTICAL<br>Project : 2D0705<br>Mode : 36<br>SN : 32fa7a52<br>Plane : Y with accessories<br>: MCS0 Power setting 12.5<br><br>Freq Level Limit Line Margin Read Level Ant Factor Cable Loss Preamp Factor APos TPos Remark<br>MHz dBuV/m dBuV/m dB dBuV dB/m dB dB cm deg<br>1 11510.00 48.01 74.00 -25.99 50.83 39.41 11.46 53.69 --- --- Peak<br>2 17265.00 50.99 68.30 -17.31 47.85 42.35 13.18 52.39 --- --- Peak |

| Mode | 37 | |
|---|---|---|
| | Band Edge - L | |
| | U-NII-3_5.725-5.85_802.11ax HE40_CH159_Full_5795MHz | |
| ANT | 3+10 | |
| Pol. | Horizontal | Fundamental |
| Peak | 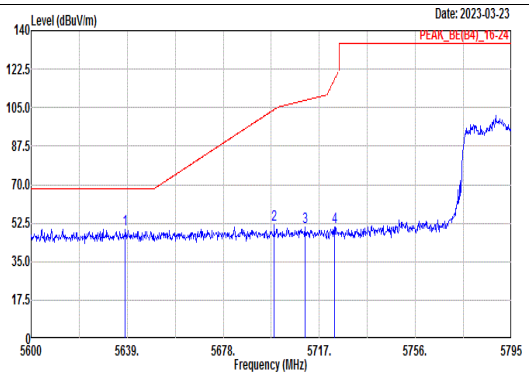 <br>Site : 03CH03-SZ<br>Condition: PEAK_BE(B4)_16-24 3m ANT3117_0057 HORIZONTAL<br>Mode : 37<br>Setting : MCS0 Powersetting 12.5<br>Plane : Y with accessories<br>: 32fa7a52<br>Freq Level Limit Line Margin (dB) Read Level Ant Factor Cable Loss Preamp Factor APos TPos Remark<br>MHz dBuV/m dBuV/m dBuV dB/m dB dB cm deg<br>1 5638.22 49.83 68.30 -18.47 40.15 34.70 8.35 33.37 264 106 PEAK<br>2 5698.67 51.69 104.22 -52.53 41.63 34.84 8.58 33.36 264 106 PEAK<br>3 5711.15 50.62 108.32 -57.70 40.50 34.86 8.62 33.36 264 106 PEAK<br>4 5723.05 50.69 117.74 -67.05 40.49 34.89 8.67 33.36 264 106 PEAK | 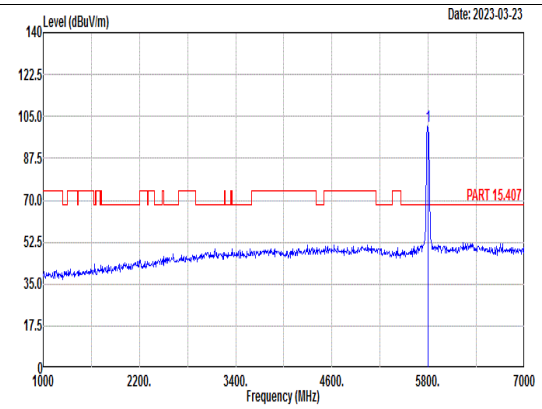 <br>Site : 03CH03-SZ<br>Condition: PART 15.407 3m ANT3117_0057 HORIZONTAL<br>Mode : 37<br>Setting : MCS0 Powersetting 12.5<br>Plane : Y with accessories<br>: 32fa7a52<br>Freq Level Limit Line Margin (dB) Read Level Ant Factor Cable Loss Preamp Factor APos TPos Remark<br>MHz dBuV/m dBuV/m dBuV dB/m dB dB cm deg<br>1 5795.00 100.69 ------ ------ 90.09 35.03 8.91 33.34 264 106 PEAK |
| Avg | Blank | 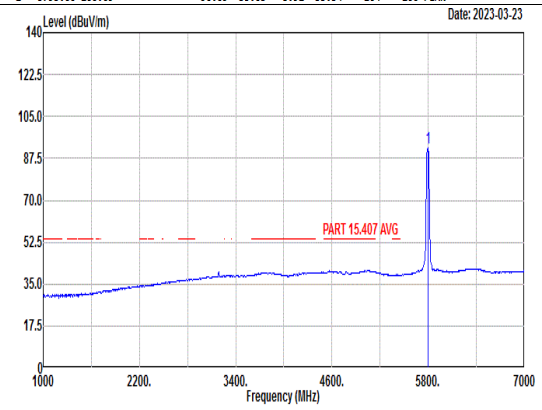 <br>Site : 03CH03-SZ<br>Condition: PART 15.407 AVG 3m ANT3117_0057 HORIZONTAL<br>Mode : 37<br>Setting : MCS0 Powersetting 12.5<br>Plane : Y with accessories<br>: 32fa7a52<br>Freq Level Limit Line Margin (dB) Read Level Ant Factor Cable Loss Preamp Factor APos TPos Remark<br>MHz dBuV/m dBuV/m dBuV dB/m dB dB cm deg<br>1 5795.00 92.06 ------ ------ 81.40 35.06 8.94 33.34 264 106 AVERAGE |

| Mode | 37 | |
|---|---|---|
| | Band Edge - R | |
| | U-NII-3_5.725-5.85_802.11ax HE40_CH159_Full_5795MHz | |
| ANT | 3+10 | |
| Pol. | Horizontal | Fundamental |
| Peak | 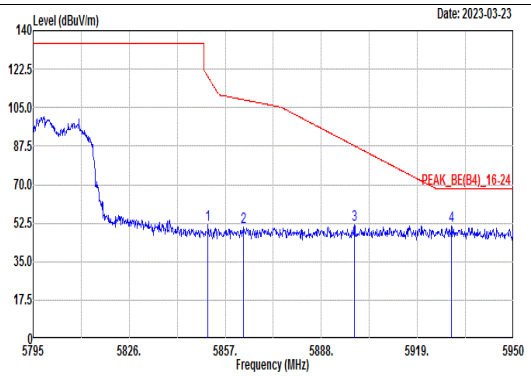 <br>Site : 03CH03-SZ<br>Condition: PEAK_BE(B4)_16-24 3m ANT3117_0057 HORIZONTAL<br>Mode : 37<br>Setting : MCS0 Powersetting 12.5<br>Plane : Y with accessories<br>: 32fa7a52<br><br>Freq Level Limit Line Margin (dB) Read Level Ant Factor Cable Loss Preamp Factor APos TPos Remark<br>MHz dBuV/m dBuV/m dBuV dB/m dB dB cm deg<br>1 5851.42 51.88 118.96 -67.08 41.16 35.17 8.88 33.33 264 106 PEAK<br>2 5862.89 50.52 108.59 -58.07 39.79 35.20 8.86 33.33 264 106 PEAK<br>3 5898.70 51.52 87.63 -36.11 40.74 35.28 8.82 33.32 264 106 PEAK<br>4 5930.01 51.38 68.30 -16.92 40.57 35.35 8.78 33.32 264 106 PEAK | Blank |

| Mode | 37 | |
|---|---|---|
| | Band Edge - L | |
| | U-NII-3_5.725-5.85_802.11ax HE40_CH159_Full_5795MHz | |
| ANT | 3+10 | |
| Pol. | Vertical | Fundamental |
| Peak | 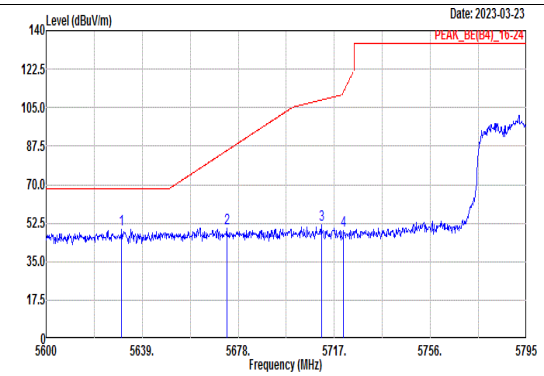 <br>Site : 03CH03-SZ<br>Condition: PEAK_BE(B4)_16-24 3m ANT3117_0057 VERTICAL<br>Mode : 37<br>Setting : MCS0 Powersetting 12.5<br>Plane : Y with accessories<br>: 32fa7a52<br><br>Freq Level Limit Line Margin (dB) Read Level Ant Factor Cable Loss Preamp Factor APos TPos Remark<br>MHz dBuV/m dBuV/m dBuV dB/m dB dB cm deg<br>1 5630.62 49.50 68.30 -18.80 39.85 34.69 8.33 33.37 388 41 PEAK<br>2 5673.32 50.17 85.55 -35.38 40.28 34.78 8.48 33.37 388 41 PEAK<br>3 5711.74 51.78 108.49 -56.71 41.64 34.87 8.63 33.36 388 41 PEAK<br>4 5720.71 49.34 112.41 -63.07 39.15 34.89 8.66 33.36 388 41 PEAK | 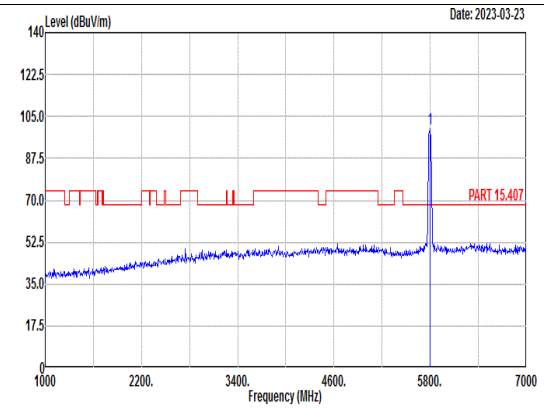 <br>Site : 03CH03-SZ<br>Condition: PART 15.407 3m ANT3117_0057 VERTICAL<br>Mode : 37<br>Setting : MCS0 Powersetting 12.5<br>Plane : Y with accessories<br>: 32fa7a52<br><br>Freq Level Limit Line Margin (dB) Read Level Ant Factor Cable Loss Preamp Factor APos TPos Remark<br>MHz dBuV/m dBuV/m dBuV dB/m dB dB cm deg<br>1 5795.00 99.85 ------ ------ 89.21 35.05 8.93 33.34 388 41 PEAK |
| Avg | Blank | 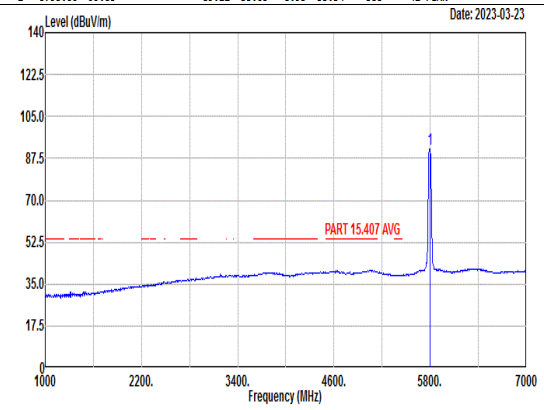 <br>Site : 03CH03-SZ<br>Condition: PART 15.407 AVG 3m ANT3117_0057 VERTICAL<br>Mode : 37<br>Setting : MCS0 Powersetting 12.5<br>Plane : Y with accessories<br>: 32fa7a52<br><br>Freq Level Limit Line Margin (dB) Read Level Ant Factor Cable Loss Preamp Factor APos TPos Remark<br>MHz dBuV/m dBuV/m dBuV dB/m dB dB cm deg<br>1 5795.00 91.64 ------ ------ 81.00 35.05 8.93 33.34 388 41 AVERAGE |

| Mode | 37 | |
|---|---|---|
| | Band Edge - R | |
| | U-NII-3_5.725-5.85_802.11ax HE40_CH159_Full_5795MHz | |
| ANT | 3+10 | |
| Pol. | Vertical | Fundamental |
| Peak | 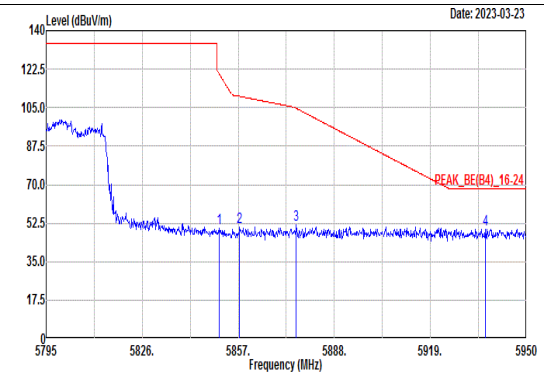 <br>Site : 03CH03-SZ<br>Condition: PEAK_BE(B4)_16-24 3m ANT3117_0057 VERTICAL<br>Mode : 37<br>Setting : MCS0 Powersetting 12.5<br>Plane : Y with accessories<br>: 32fa7a52<br><br>Freq Level Limit Line Margin (dB) Read Level Ant Factor Cable Loss Preamp Factor APos TPos Remark<br>MHz dBuV/m dBuV/m dBuV dB/m dB dB cm deg<br>1 5850.80 49.98 120.38 -70.40 39.26 35.17 8.88 33.33 388 41 PEAK<br>2 5857.47 50.73 110.11 -59.38 40.00 35.19 8.87 33.33 388 41 PEAK<br>3 5875.76 51.52 104.64 -53.12 40.77 35.23 8.85 33.33 388 41 PEAK<br>4 5936.67 49.81 68.30 -18.49 38.98 35.36 8.78 33.31 388 41 PEAK | Blank |

| Mode | 37 | |
|---|---|---|
| | Harmonic | |
| | U-NII-3_5.725-5.85_802.11ax HE40_CH159_Full_5795MHz | |
| ANT | 3+10 | |
| Pol. | Horizontal | Vertical |
| Peak<br>Avg | 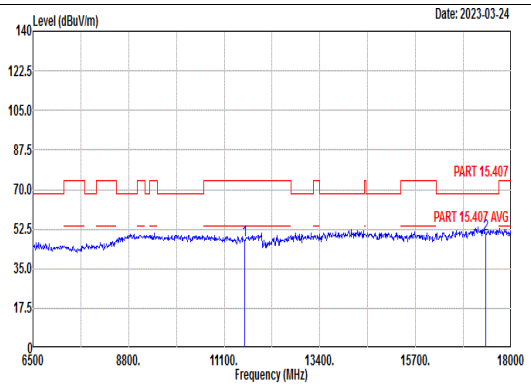 <br><br>Site : 03CH03-SZ<br>Condition: PART 15.407 3m ANT3117_0057 HORIZONTAL<br>Project : 2D0705<br>Mode : 37<br>SN : 32fa7a52<br>Plane : Y with accessories<br>: MCS0 Power setting 12.5<br><br>Freq Level Limit Line Margin Read Level Ant Factor Cable Loss Preamp Factor APos TPos Remark<br>MHz dBuV/m dBuV/m dB dBuV dB/m dB dB cm deg<br>1 11590.00 47.75 74.00 -26.25 50.36 39.53 11.50 53.64 --- --- Peak<br>2 17385.00 50.02 68.30 -18.28 46.96 42.32 13.21 52.47 --- --- Peak | 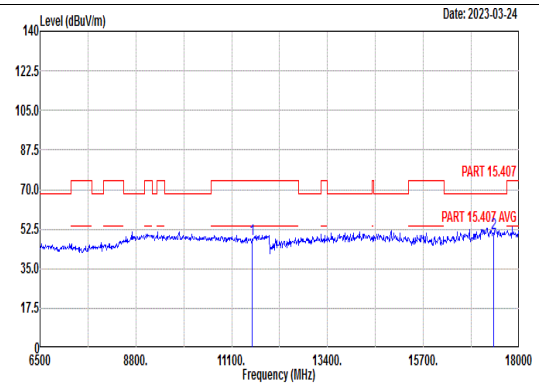 <br><br>Site : 03CH03-SZ<br>Condition: PART 15.407 3m ANT3117_0057 VERTICAL<br>Project : 2D0705<br>Mode : 37<br>SN : 32fa7a52<br>Plane : Y with accessories<br>: MCS0 Power setting 12.5<br><br>Freq Level Limit Line Margin Read Level Ant Factor Cable Loss Preamp Factor APos TPos Remark<br>MHz dBuV/m dBuV/m dB dBuV dB/m dB dB cm deg<br>1 11590.00 48.13 74.00 -25.87 50.74 39.53 11.50 53.64 --- --- Peak<br>2 17385.00 50.87 68.30 -17.43 47.81 42.32 13.21 52.47 --- --- Peak |

| Mode | 38 | |
|---|---|---|
| | Band Edge - L | |
| | U-NII-3_5.725-5.85_802.11ax HE80_CH155_Full_5775MHz | |
| ANT | 3+10 | |
| Pol. | Horizontal | Fundamental |
| Peak | 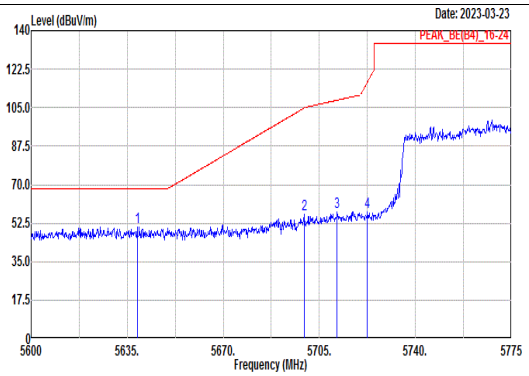 <br>Site : 03CH03-SZ<br>Condition: PEAK_BE(B4)_16-24 3m ANT3117_0057 HORIZONTAL<br>Mode : 38<br>Setting : MCS0 Powersetting 12.5<br>Plane : Y with accessories<br>: 32fa7a52<br><br>Freq Level Limit Line Margin (dB) Read Level Ant Factor Cable Loss Preamp Factor APos TPos Remark<br>MHz dBuV/m dBuV/m dBuV dB/m dB dB cm deg<br>1 5638.68 50.98 68.30 -17.32 41.28 34.71 8.36 33.37 240 119 PEAK<br>2 5699.40 56.29 104.76 -48.47 46.23 34.84 8.58 33.36 240 119 PEAK<br>3 5711.48 57.82 108.42 -50.60 47.69 34.87 8.62 33.36 240 119 PEAK<br>4 5722.50 57.37 116.50 -59.13 47.18 34.89 8.66 33.36 240 119 PEAK | 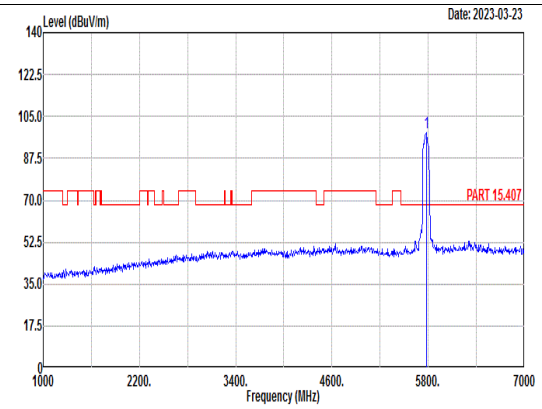 <br>Site : 03CH03-SZ<br>Condition: PART 15.407 3m ANT3117_0057 HORIZONTAL<br>Mode : 38<br>Setting : MCS0 Powersetting 12.5<br>Plane : Y with accessories<br>: 32fa7a52<br><br>Freq Level Limit Line Margin (dB) Read Level Ant Factor Cable Loss Preamp Factor APos TPos Remark<br>MHz dBuV/m dBuV/m dBuV dB/m dB dB cm deg<br>1 5775.00 98.23 ------ ------ 87.71 35.01 8.86 33.35 240 119 PEAK |
| Avg | Blank | 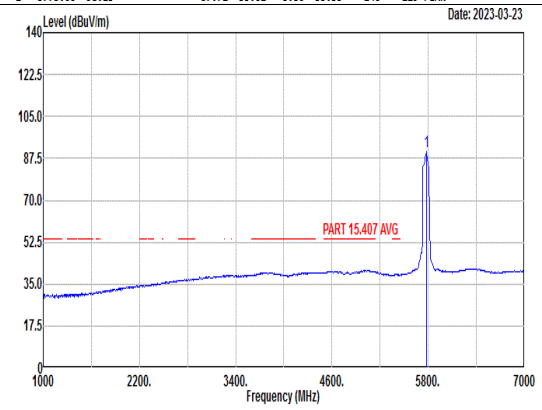 <br>Site : 03CH03-SZ<br>Condition: PART 15.407 AVG 3m ANT3117_0057 HORIZONTAL<br>Mode : 38<br>Setting : MCS0 Powersetting 12.5<br>Plane : Y with accessories<br>: 32fa7a52<br><br>Freq Level Limit Line Margin (dB) Read Level Ant Factor Cable Loss Preamp Factor APos TPos Remark<br>MHz dBuV/m dBuV/m dBuV dB/m dB dB cm deg<br>1 5775.00 90.10 ------ ------ 79.58 35.01 8.86 33.35 240 119 AVERAGE |

| Mode | 38 | |
|---|---|---|
| | Band Edge - R | |
| | U-NII-3_5.725-5.85_802.11ax HE80_CH155_Full_5775MHz | |
| ANT | 3+10 | |
| Pol. | Horizontal | Fundamental |
| Peak | 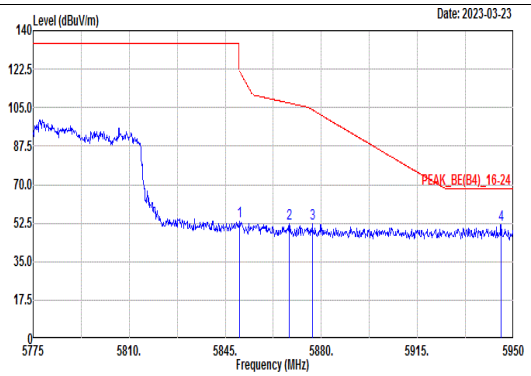 <br>Site : 03CH03-SZ<br>Condition: PEAK_BE(B4)_16-24 3m ANT3117_0057 HORIZONTAL<br>Mode : 38<br>Setting : MCS0 Powersetting 12.5<br>Plane : Y with accessories<br>: 32fa7a52<br><br>Freq Level Limit Line Margin (dB) Read Level Ant Factor Cable Loss Preamp Factor APos TPos Remark<br>MHz dBuV/m dBuV/m dBuV dB/m dB dB cm deg<br>1 5850.25 53.12 121.63 -68.51 42.40 35.17 8.88 33.33 240 119 PEAK<br>2 5868.28 52.04 107.08 -55.04 41.30 35.21 8.86 33.33 240 119 PEAK<br>3 5876.68 52.18 103.96 -51.78 41.43 35.23 8.85 33.33 240 119 PEAK<br>4 5945.45 51.81 68.30 -16.49 40.98 35.38 8.76 33.31 240 119 PEAK | Blank |

| | | |
|---|---|---|
| Mode | 38 | |
| | Band Edge - L | |
| | U-NII-3_5.725-5.85_802.11ax HE80_CH155_Full_5775MHz | |
| ANT | 3+10 | |
| Pol. | Vertical | Fundamental |
| Peak | 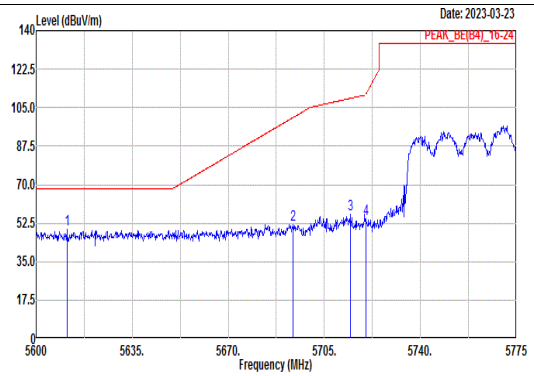 <br>Site : 03CH03-SZ<br>Condition: PEAK_BE(B4)_16-24 3m ANT3117_0057 VERTICAL<br>Mode : 38<br>Setting : MCS0 Powersetting 12.5<br>Plane : Y with accessories<br>: 32fa7a52<br><br>Freq Level Limit Line Margin (dB) Read Level Ant Factor Cable Loss Preamp Factor APos TPos Remark<br>MHz dBuV/m dBuV/m dBuV dB/m dB dB cm deg<br>1 5611.20 49.40 68.30 -18.90 39.89 34.64 8.25 33.38 400 316 PEAK<br>2 5693.45 51.93 100.38 -48.45 41.90 34.83 8.56 33.36 400 316 PEAK<br>3 5714.63 56.37 109.30 -52.93 46.22 34.87 8.64 33.36 400 316 PEAK<br>4 5720.05 54.18 110.91 -56.73 44.00 34.88 8.66 33.36 400 316 PEAK | 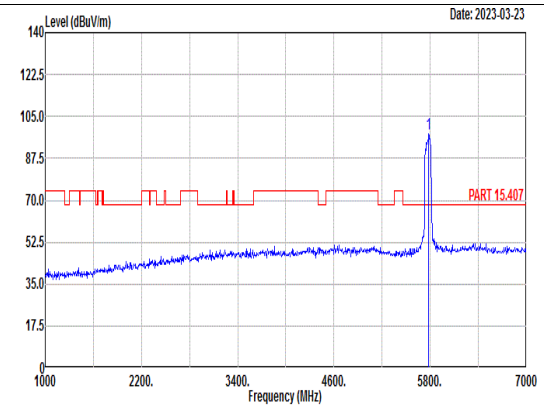 <br>Site : 03CH03-SZ<br>Condition: PART 15.407 3m ANT3117_0057 VERTICAL<br>Mode : 38<br>Setting : MCS0 Powersetting 12.5<br>Plane : Y with accessories<br>: 32fa7a52<br><br>Freq Level Limit Line Margin (dB) Read Level Ant Factor Cable Loss Preamp Factor APos TPos Remark<br>MHz dBuV/m dBuV/m dBuV dB/m dB dB cm deg<br>1 5775.00 97.97 ------ ------ 87.41 35.02 8.88 33.34 400 316 PEAK |
| Avg | Blank | 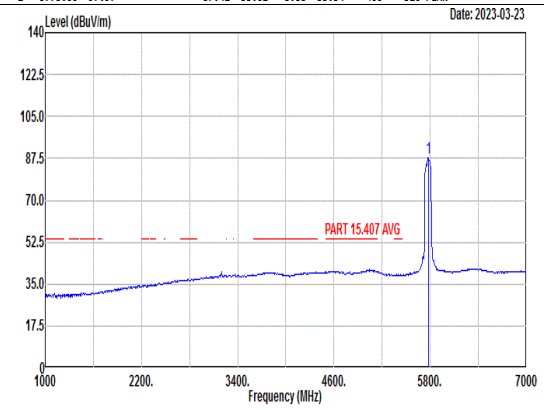 <br>Site : 03CH03-SZ<br>Condition: PART 15.407 AVG 3m ANT3117_0057 VERTICAL<br>Mode : 38<br>Setting : MCS0 Powersetting 12.5<br>Plane : Y with accessories<br>: 32fa7a52<br><br>Freq Level Limit Line Margin (dB) Read Level Ant Factor Cable Loss Preamp Factor APos TPos Remark<br>MHz dBuV/m dBuV/m dBuV dB/m dB dB cm deg<br>1 5775.00 87.95 ------ ------ 77.39 35.02 8.88 33.34 400 316 AVERAGE |

| Mode | 38 | |
|---|---|---|
| | Band Edge - R | |
| | U-NII-3_5.725-5.85_802.11ax HE80_CH155_Full_5775MHz | |
| ANT | 3+10 | |
| Pol. | Vertical | Fundamental |
| Peak | 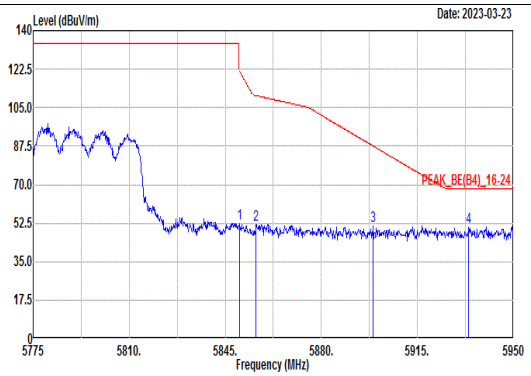 <br>Site : 03CH03-SZ<br>Condition: PEAK_BE(B4)_16-24 3m ANT3117_0057 VERTICAL<br>Mode : 38<br>Setting : MCS0 Powersetting 12.5<br>Plane : Y with accessories<br>: 32fa7a52<br><br>Freq Level Limit Line Margin (dB) Read Level Ant Factor Cable Loss Preamp Factor APos TPos Remark<br>MHz dBuV/m dBuV/m dBuV dB/m dB dB cm deg<br>1 5850.25 52.07 121.63 -69.56 41.35 35.17 8.88 33.33 400 316 PEAK<br>2 5856.20 51.77 110.46 -58.69 41.05 35.18 8.87 33.33 400 316 PEAK<br>3 5898.90 51.09 87.47 -36.38 40.31 35.28 8.82 33.32 400 316 PEAK<br>4 5933.73 50.67 68.30 -17.63 39.86 35.35 8.78 33.32 400 316 PEAK | Blank |

| Mode | 38 | |
|---|---|---|
| | Harmonic | |
| | U-NII-3_5.725-5.85_802.11ax HE80_CH155_Full_5775MHz | |
| ANT | 3+10 | |
| Pol. | Horizontal | Vertical |
| Peak<br>Avg | 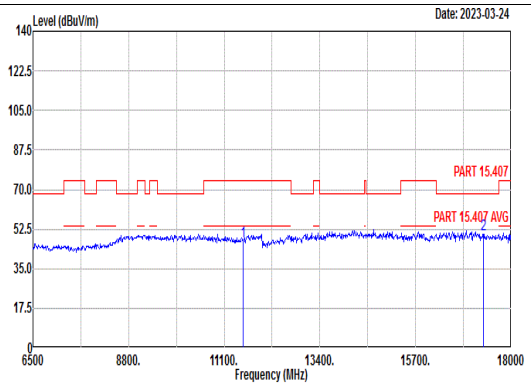 <br><br>Site : 03CH03-SZ<br>Condition: PART 15.407 3m ANT3117_0057 HORIZONTAL<br>Project : 2D0705<br>Mode : 38<br>SN : 32fa7a52<br>Plane : Y with accessories<br>: MCS0 Power setting 12.5<br><br>Freq Level Limit Line Margin Read Level Ant Factor Cable Loss Preamp Factor APos TPos Remark<br>MHz dBuV/m dBuV/m dB dBuV dB/m dB dB cm deg<br>1 11550.00 47.23 74.00 -26.77 49.95 39.47 11.48 53.67 --- --- Peak<br>2 17325.00 50.06 68.30 -18.24 46.97 42.33 13.19 52.43 --- --- Peak | 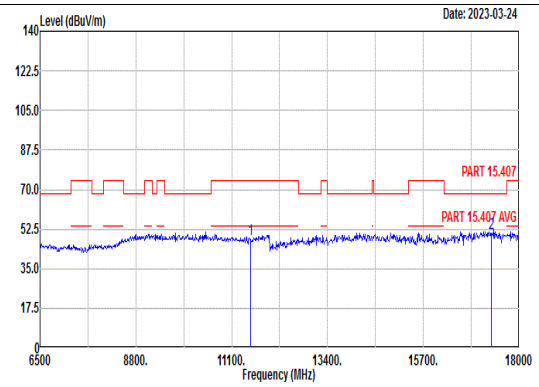 <br><br>Site : 03CH03-SZ<br>Condition: PART 15.407 3m ANT3117_0057 VERTICAL<br>Project : 2D0705<br>Mode : 38<br>SN : 32fa7a52<br>Plane : Y with accessories<br>: MCS0 Power setting 12.5<br><br>Freq Level Limit Line Margin Read Level Ant Factor Cable Loss Preamp Factor APos TPos Remark<br>MHz dBuV/m dBuV/m dB dBuV dB/m dB dB cm deg<br>1 11550.00 48.26 74.00 -25.74 50.98 39.47 11.48 53.67 --- --- Peak<br>2 17325.00 50.92 68.30 -17.38 47.83 42.33 13.19 52.43 --- --- Peak |

| Mode | 39 | |
|---|---|---|
| | Band Edge | |
| | U-NII-1_5.15-5.25_802.11ax HE20_CH36_Partial RU 106/53_5180MHz | |
| ANT | 3+10 | |
| Pol. | Horizontal | Fundamental |
| Peak | 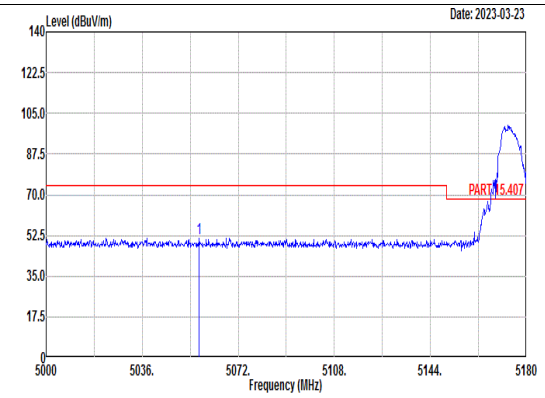 <br>Site : 03CH03-SZ<br>Condition: PART 15.407 3m ANT3117_0057 HORIZONTAL<br>: RBW:1000.000kHz VBW:3000.000kHz<br>Mode : 39<br>Setting : MCS0 Powersetting 11.5<br>Plane : X with accessories 106/53<br>: 32fa7a52<br>Freq Level Limit Line Margin (dB) Read Level Ant Factor Cable Loss Preamp Factor APos TPos Remark<br>MHz dBuV/m dBuV/m dBuV dB/m dB dB cm deg<br>1 5057.42 51.16 74.00 -22.84 41.42 34.58 7.86 32.70 300 1 PEAK | 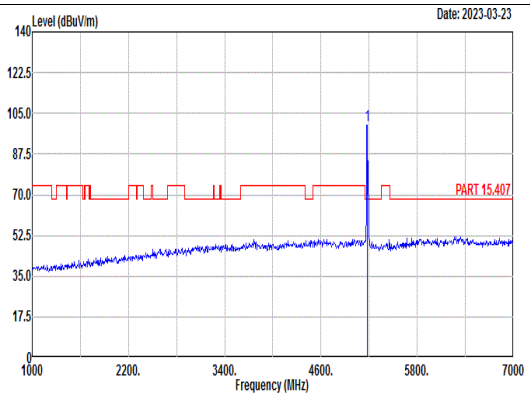 <br>Site : 03CH03-SZ<br>Condition: PART 15.407 3m ANT3117_0057 HORIZONTAL<br>: RBW:1000.000kHz VBW:3000.000kHz<br>Mode : 39<br>Setting : MCS0 Powersetting 11.5<br>Plane : X with accessories 106/53<br>: 32fa7a52<br>Freq Level Limit Line Margin (dB) Read Level Ant Factor Cable Loss Preamp Factor APos TPos Remark<br>MHz dBuV/m dBuV/m dBuV dB/m dB dB cm deg<br>1 5180.00 100.02 ------ ------ 90.44 34.53 7.94 32.89 300 1 PEAK |
| Avg | 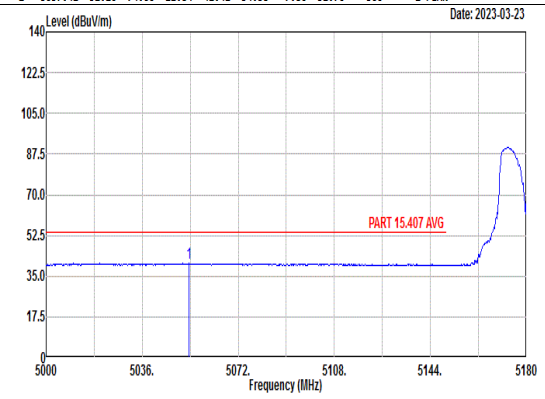 <br>Site : 03CH03-SZ<br>Condition: PART 15.407 AVG 3m ANT3117_0057 HORIZONTAL<br>: RBW:1000.000kHz VBW:0.010kHz<br>Mode : 39<br>Setting : MCS0 Powersetting 11.5<br>Plane : X with accessories 106/53<br>: 32fa7a52<br>Freq Level Limit Line Margin (dB) Read Level Ant Factor Cable Loss Preamp Factor APos TPos Remark<br>MHz dBuV/m dBuV/m dBuV dB/m dB dB cm deg<br>1 5053.46 40.45 54.00 -13.55 30.71 34.58 7.85 32.69 300 1 AVERAGE | 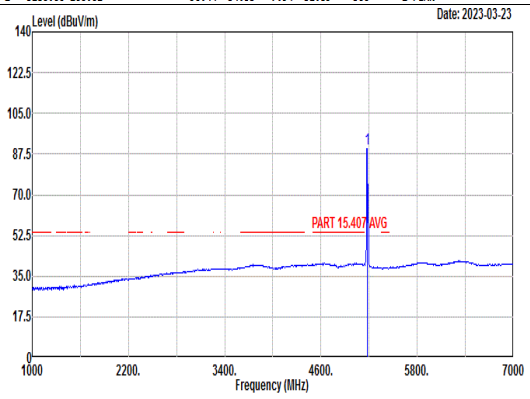 <br>Site : 03CH03-SZ<br>Condition: PART 15.407 AVG 3m ANT3117_0057 HORIZONTAL<br>: RBW:1000.000kHz VBW:0.010kHz<br>Mode : 39<br>Setting : MCS0 Powersetting 11.5<br>Plane : X with accessories 106/53<br>: 32fa7a52<br>Freq Level Limit Line Margin (dB) Read Level Ant Factor Cable Loss Preamp Factor APos TPos Remark<br>MHz dBuV/m dBuV/m dBuV dB/m dB dB cm deg<br>1 5180.00 89.62 ------ ------ 80.04 34.53 7.93 32.88 300 1 AVERAGE |

| Mode | 39 | |
|---|---|---|
| | Band Edge | |
| | U-NII-1_5.15-5.25_802.11ax HE20_CH36_Partial RU 106/53_5180MHz | |
| ANT | 3+10 | |
| Pol. | Vertical | Fundamental |
| Peak | 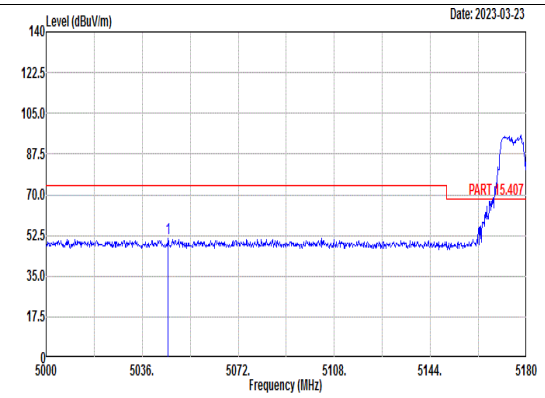 <br>Site : 03CH03-SZ<br>Condition: PART 15.407 3m ANT3117_0057 VERTICAL<br>: RBW:1000.000kHz VBW:3000.000kHz<br>Mode : 39<br>Setting : MCS0 Powersetting 11.5<br>Plane : X with accessories 106/53<br>: 32fa7a52<br>Freq Level Limit Line Margin (dB) Read Level Ant Factor Cable Loss Preamp Factor APos TPos Remark<br>MHz dBuV/m dBuV/m dBuV dB/m dB dB cm deg<br>1 5045.72 51.30 74.00 -22.70 41.55 34.58 7.85 32.68 300 286 PEAK | 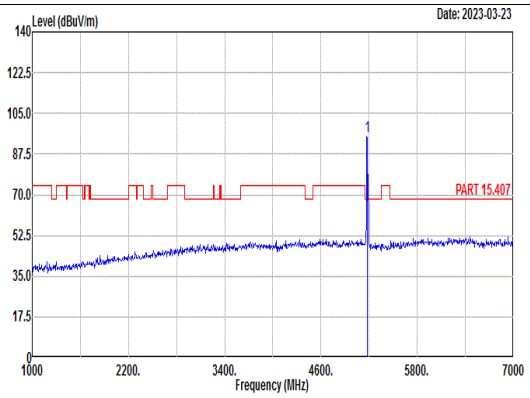 <br>Site : 03CH03-SZ<br>Condition: PART 15.407 3m ANT3117_0057 VERTICAL<br>: RBW:1000.000kHz VBW:3000.000kHz<br>Mode : 39<br>Setting : MCS0 Powersetting 11.5<br>Plane : X with accessories 106/53<br>: 32fa7a52<br>Freq Level Limit Line Margin (dB) Read Level Ant Factor Cable Loss Preamp Factor APos TPos Remark<br>MHz dBuV/m dBuV/m dBuV dB/m dB dB cm deg<br>1 5180.00 95.02 ------ ------ 85.44 34.53 7.93 32.88 300 286 PEAK |
| Avg | 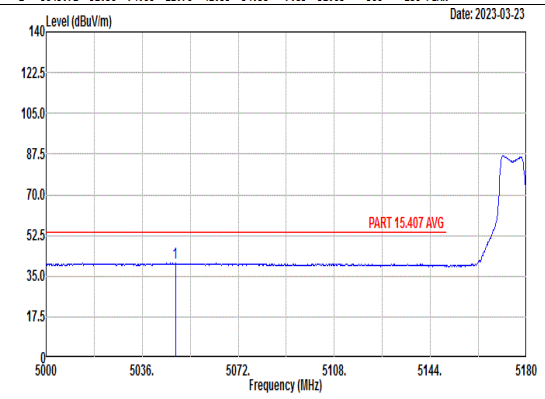 <br>Site : 03CH03-SZ<br>Condition: PART 15.407 AVG 3m ANT3117_0057 VERTICAL<br>: RBW:1000.000kHz VBW:0.010kHz<br>Mode : 39<br>Setting : MCS0 Powersetting 11.5<br>Plane : X with accessories 106/53<br>: 32fa7a52<br>Freq Level Limit Line Margin (dB) Read Level Ant Factor Cable Loss Preamp Factor APos TPos Remark<br>MHz dBuV/m dBuV/m dBuV dB/m dB dB cm deg<br>1 5048.42 40.52 54.00 -13.48 30.77 34.58 7.85 32.68 300 286 AVERAGE | 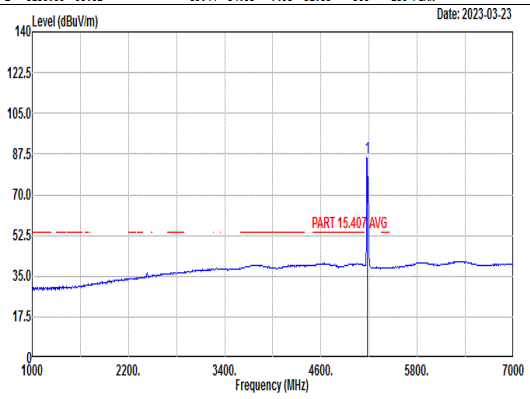 <br>Site : 03CH03-SZ<br>Condition: PART 15.407 AVG 3m ANT3117_0057 VERTICAL<br>: RBW:1000.000kHz VBW:0.010kHz<br>Mode : 39<br>Setting : MCS0 Powersetting 11.5<br>Plane : X with accessories 106/53<br>: 32fa7a52<br>Freq Level Limit Line Margin (dB) Read Level Ant Factor Cable Loss Preamp Factor APos TPos Remark<br>MHz dBuV/m dBuV/m dBuV dB/m dB dB cm deg<br>1 5180.00 85.85 ------ ------ 76.27 34.53 7.93 32.88 300 286 AVERAGE |

| Mode | 40 | |
|---|---|---|
| | Band Edge | |
| | U-NII-2A_5.25-5.35_802.11ax HE20_CH64_Partial RU 52/40_5320MHz | |
| ANT | 3+10 | |
| Pol. | Horizontal | Fundamental |
| Peak | 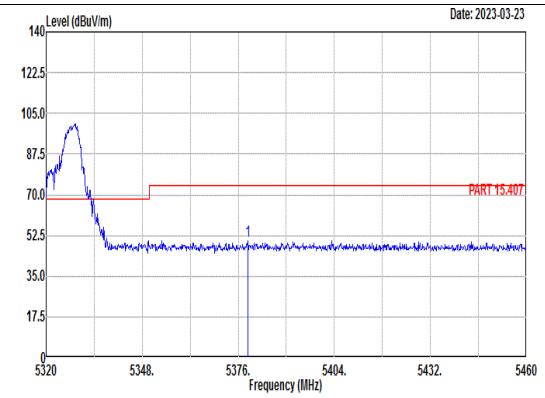 <br>Site : 03CH03-SZ<br>Condition: PART 15.407 3m ANT3117_0057 HORIZONTAL<br>: RBW:1000.000kHz VBW:3000.000kHz<br>Mode : 40<br>Setting : MCS0 Powersetting 8.5<br>Plane : X with accessories 52/40<br>: 32fa7a52<br>Freq Level Limit Line Margin (dB) Read Level Ant Factor Cable Loss Preamp Factor APos TPos Remark<br>MHz dBuV/m dBuV/m dBuV dB/m dB dB cm deg<br>1 5378.80 50.10 74.00 -23.90 40.47 34.45 8.40 33.22 400 77 PEAK | 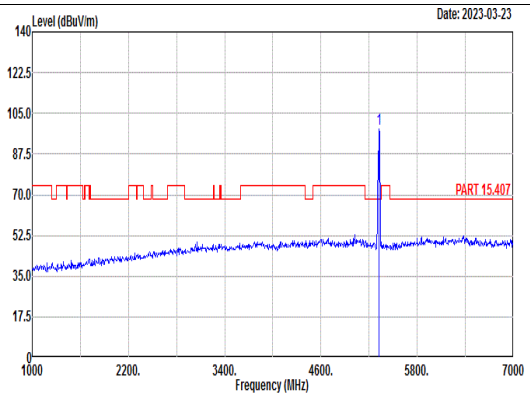 <br>Site : 03CH03-SZ<br>Condition: PART 15.407 3m ANT3117_0057 HORIZONTAL<br>: RBW:1000.000kHz VBW:3000.000kHz<br>Mode : 40<br>Setting : MCS0 Powersetting 8.5<br>Plane : X with accessories 52/40<br>: 32fa7a52<br>Freq Level Limit Line Margin (dB) Read Level Ant Factor Cable Loss Preamp Factor APos TPos Remark<br>MHz dBuV/m dBuV/m dBuV dB/m dB dB cm deg<br>1 5320.00 98.29 ------ ------ 88.69 34.47 8.26 33.13 400 77 PEAK |
| Avg | 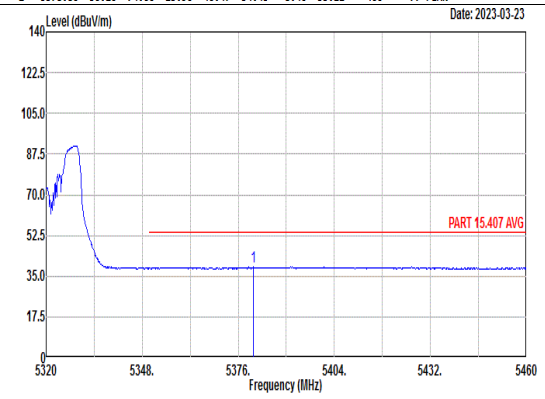 <br>Site : 03CH03-SZ<br>Condition: PART 15.407 AVG 3m ANT3117_0057 HORIZONTAL<br>: RBW:1000.000kHz VBW:0.010kHz<br>Mode : 40<br>Setting : MCS0 Powersetting 8.5<br>Plane : X with accessories 52/40<br>: 32fa7a52<br>Freq Level Limit Line Margin (dB) Read Level Ant Factor Cable Loss Preamp Factor APos TPos Remark<br>MHz dBuV/m dBuV/m dBuV dB/m dB dB cm deg<br>1 5380.34 38.89 54.00 -15.11 29.25 34.45 8.41 33.22 400 77 AVERAGE | 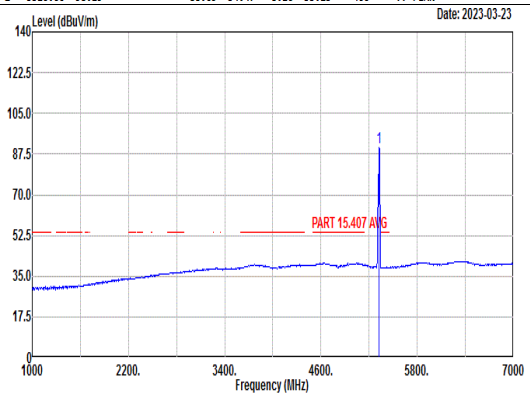 <br>Site : 03CH03-SZ<br>Condition: PART 15.407 AVG 3m ANT3117_0057 HORIZONTAL<br>: RBW:1000.000kHz VBW:0.010kHz<br>Mode : 40<br>Setting : MCS0 Powersetting 8.5<br>Plane : X with accessories 52/40<br>: 32fa7a52<br>Freq Level Limit Line Margin (dB) Read Level Ant Factor Cable Loss Preamp Factor APos TPos Remark<br>MHz dBuV/m dBuV/m dBuV dB/m dB dB cm deg<br>1 5320.00 90.39 ------ ------ 80.79 34.47 8.26 33.13 400 77 AVERAGE |

| Mode | 40 | |
|---|---|---|
| | Band Edge | |
| | U-NII-2A_5.25-5.35_802.11ax HE20_CH64_Partial RU 52/40_5320MHz | |
| ANT | 3+10 | |
| Pol. | Vertical | Fundamental |
| Peak | 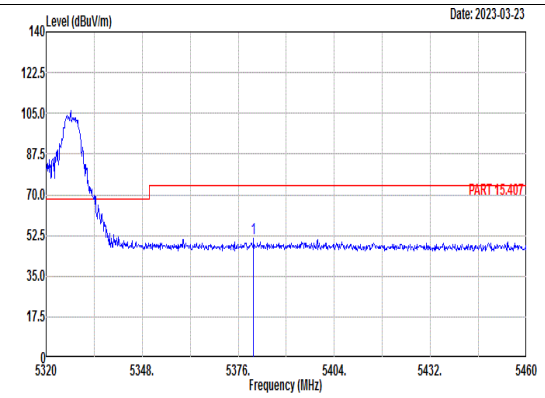 <br>Site : 03CH03-SZ<br>Condition: PART 15.407 3m ANT3117_0057 VERTICAL<br>: RBW:1000.000kHz VBW:3000.000kHz<br>Mode : 40<br>Setting : MCS0 Powersetting 8.5<br>Plane : X with accessories 52/40<br>: 32fa7a52<br>Freq Level Limit Line Margin (dB) Read Level Ant Factor Cable Loss Preamp Factor APos TPos Remark<br>MHz dBuV/m dBuV/m dBuV dB/m dB dB cm deg<br>1 5380.48 51.05 74.00 -22.95 41.41 34.45 8.41 33.22 100 150 PEAK | 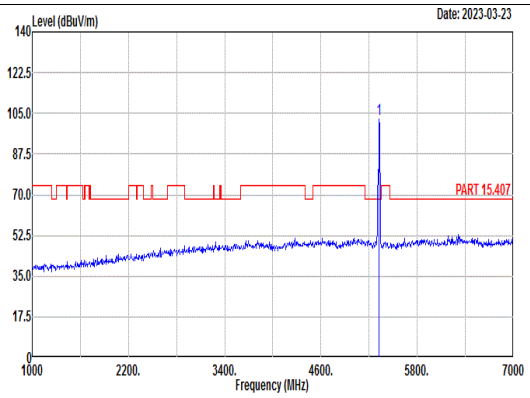 <br>Site : 03CH03-SZ<br>Condition: PART 15.407 3m ANT3117_0057 VERTICAL<br>: RBW:1000.000kHz VBW:3000.000kHz<br>Mode : 40<br>Setting : MCS0 Powersetting 8.5<br>Plane : X with accessories 52/40<br>: 32fa7a52<br>Freq Level Limit Line Margin (dB) Read Level Ant Factor Cable Loss Preamp Factor APos TPos Remark<br>MHz dBuV/m dBuV/m dBuV dB/m dB dB cm deg<br>1 5320.00 102.25 ------ ------ 92.65 34.47 8.26 33.13 100 150 PEAK |
| Avg | 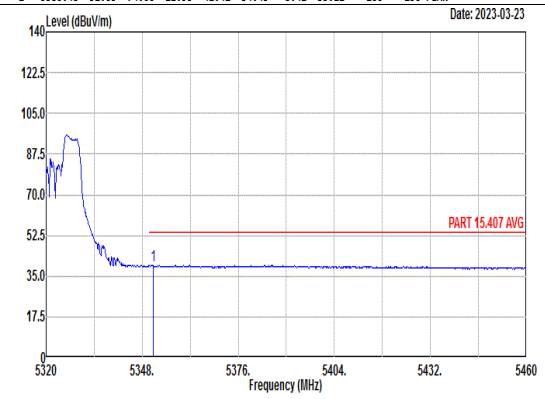 <br>Site : 03CH03-SZ<br>Condition: PART 15.407 AVG 3m ANT3117_0057 VERTICAL<br>: RBW:1000.000kHz VBW:0.010kHz<br>Mode : 40<br>Setting : MCS0 Powersetting 8.5<br>Plane : X with accessories 52/40<br>: 32fa7a52<br>Freq Level Limit Line Margin (dB) Read Level Ant Factor Cable Loss Preamp Factor APos TPos Remark<br>MHz dBuV/m dBuV/m dBuV dB/m dB dB cm deg<br>1 5351.22 39.69 54.00 -14.31 30.07 34.46 8.33 33.17 100 150 AVERAGE | 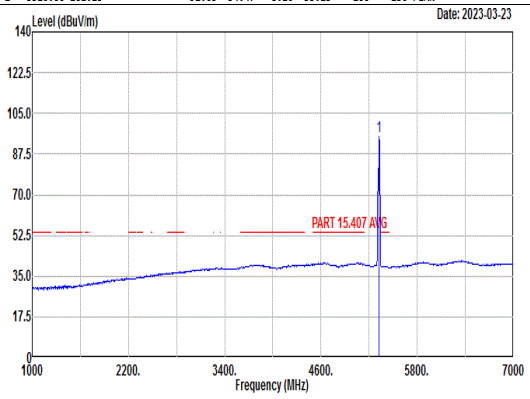 <br>Site : 03CH03-SZ<br>Condition: PART 15.407 AVG 3m ANT3117_0057 VERTICAL<br>: RBW:1000.000kHz VBW:0.010kHz<br>Mode : 40<br>Setting : MCS0 Powersetting 8.5<br>Plane : X with accessories 52/40<br>: 32fa7a52<br>Freq Level Limit Line Margin (dB) Read Level Ant Factor Cable Loss Preamp Factor APos TPos Remark<br>MHz dBuV/m dBuV/m dBuV dB/m dB dB cm deg<br>1 5320.00 95.21 ------ ------ 85.61 34.47 8.26 33.13 100 150 AVERAGE |

| Mode | 41 | |
|---|---|---|
| | Band Edge | |
| | U-NII-2C_5.47-5.725_802.11ax HE20_CH100_Partial RU 106/53_5500MHz | |
| ANT | 3+10 | |
| Pol. | Horizontal | Fundamental |
| Peak | 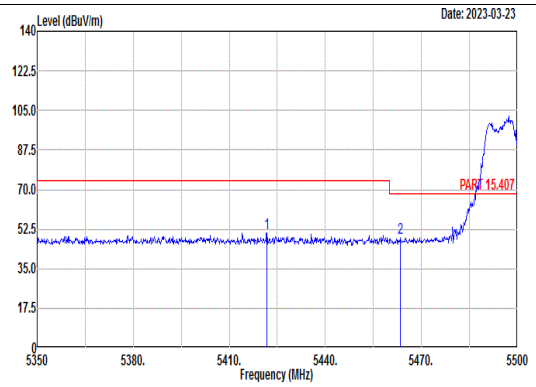 <br>Site : 03CH03-SZ<br>Condition: PART 15.407 3m ANT3117_0057 HORIZONTAL<br>: RBW:1000.000kHz VBW:3000.000kHz<br>Mode : 41<br>Setting : MCS0 Powersetting 12<br>Plane : X with accessories 106/53<br>: 32fa7a52<br>Freq Level Limit Line Margin (dB) Read Level Ant Factor Cable Loss Preamp Factor APos TPos Remark<br>MHz dBuV/m dBuV/m dBuV dB/m dB dB cm deg<br>1 5421.70 50.81 74.00 -23.19 41.21 34.43 8.46 33.29 149 140 PEAK<br>2 5463.40 48.62 68.30 -19.68 39.16 34.41 8.40 33.35 149 140 PEAK | 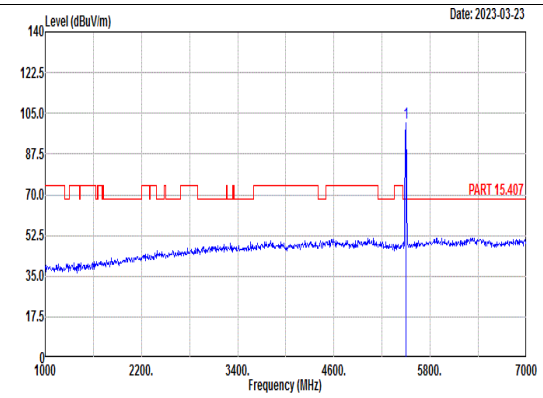 <br>Site : 03CH03-SZ<br>Condition: PART 15.407 3m ANT3117_0057 HORIZONTAL<br>: RBW:1000.000kHz VBW:3000.000kHz<br>Mode : 41<br>Setting : MCS0 Powersetting 12<br>Plane : X with accessories 106/53<br>: 32fa7a52<br>Freq Level Limit Line Margin (dB) Read Level Ant Factor Cable Loss Preamp Factor APos TPos Remark<br>MHz dBuV/m dBuV/m dBuV dB/m dB dB cm deg<br>1 5500.00 100.74 ------ ------ 91.38 34.40 8.36 33.40 149 140 PEAK |
| Avg | 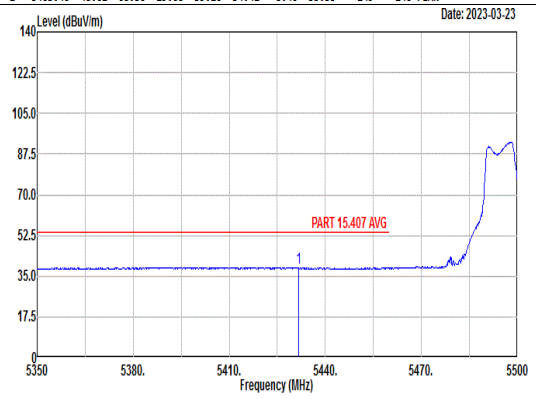 <br>Site : 03CH03-SZ<br>Condition: PART 15.407 AVG 3m ANT3117_0057 HORIZONTAL<br>: RBW:1000.000kHz VBW:0.010kHz<br>Mode : 41<br>Setting : MCS0 Powersetting 12<br>Plane : X with accessories 106/53<br>: 32fa7a52<br>Freq Level Limit Line Margin (dB) Read Level Ant Factor Cable Loss Preamp Factor APos TPos Remark<br>MHz dBuV/m dBuV/m dBuV dB/m dB dB cm deg<br>1 5431.60 38.77 54.00 -15.23 29.19 34.43 8.45 33.30 149 140 AVERAGE | 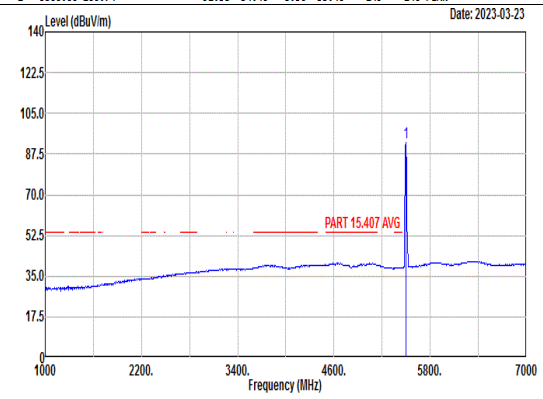 <br>Site : 03CH03-SZ<br>Condition: PART 15.407 AVG 3m ANT3117_0057 HORIZONTAL<br>: RBW:1000.000kHz VBW:0.010kHz<br>Mode : 41<br>Setting : MCS0 Powersetting 12<br>Plane : X with accessories 106/53<br>: 32fa7a52<br>Freq Level Limit Line Margin (dB) Read Level Ant Factor Cable Loss Preamp Factor APos TPos Remark<br>MHz dBuV/m dBuV/m dBuV dB/m dB dB cm deg<br>1 5500.00 92.31 ------ ------ 82.95 34.40 8.36 33.40 149 140 AVERAGE |

| Mode | 41 | |
|---|---|---|
| | Band Edge | |
| | U-NII-2C_5.47-5.725_802.11ax HE20_CH100_Partial RU 106/53_5500MHz | |
| ANT | 3+10 | |
| Pol. | Vertical | Fundamental |
| Peak | 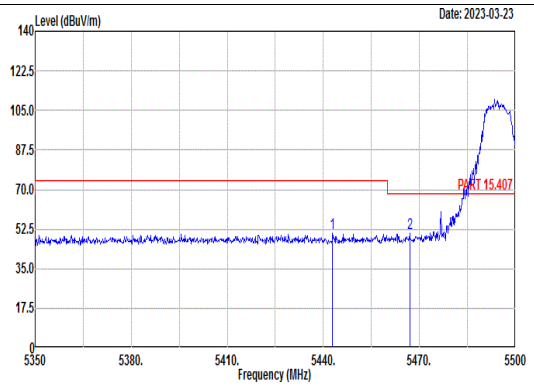 <br>Site : 03CH03-SZ<br>Condition: PART 15.407 3m ANT3117_0057 VERTICAL<br>: RBW:1000.000kHz VBW:3000.000kHz<br>Mode : 41<br>Setting : MCS0 Powersetting 12<br>Plane : X with accessories 106/53<br>: 32fa7a52<br>Freq Level Limit Line Margin (dB) Read Level Ant Factor Cable Loss Preamp Factor APos TPos Remark<br>MHz dBuV/m dBuV/m dBuV dB/m dB dB cm deg<br>1 5442.85 50.98 74.00 -23.02 41.45 34.42 8.43 33.32 102 159 PEAK<br>2 5467.00 50.91 68.30 -17.39 41.46 34.41 8.40 33.36 102 159 PEAK | 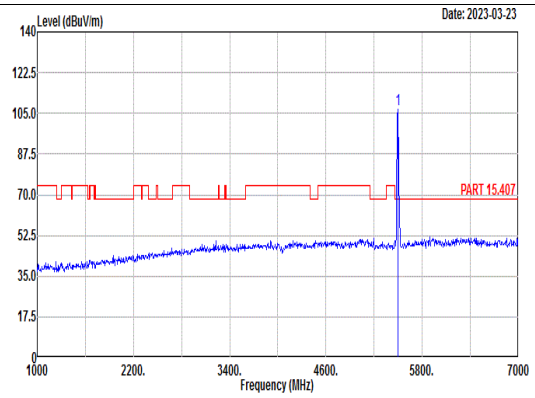 <br>Site : 03CH03-SZ<br>Condition: PART 15.407 3m ANT3117_0057 VERTICAL<br>: RBW:1000.000kHz VBW:3000.000kHz<br>Mode : 41<br>Setting : MCS0 Powersetting 12<br>Plane : X with accessories 106/53<br>: 32fa7a52<br>Freq Level Limit Line Margin (dB) Read Level Ant Factor Cable Loss Preamp Factor APos TPos Remark<br>MHz dBuV/m dBuV/m dBuV dB/m dB dB cm deg<br>1 5500.00 106.55 ------ ------ 97.19 34.40 8.36 33.40 102 159 PEAK |
| Avg | 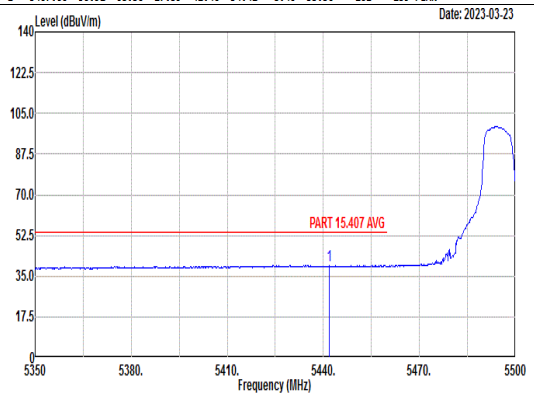 <br>Site : 03CH03-SZ<br>Condition: PART 15.407 AVG 3m ANT3117_0057 VERTICAL<br>: RBW:1000.000kHz VBW:0.010kHz<br>Mode : 41<br>Setting : MCS0 Powersetting 12<br>Plane : X with accessories 106/53<br>: 32fa7a52<br>Freq Level Limit Line Margin (dB) Read Level Ant Factor Cable Loss Preamp Factor APos TPos Remark<br>MHz dBuV/m dBuV/m dBuV dB/m dB dB cm deg<br>1 5441.80 39.57 54.00 -14.43 30.04 34.42 8.43 33.32 102 159 AVERAGE | 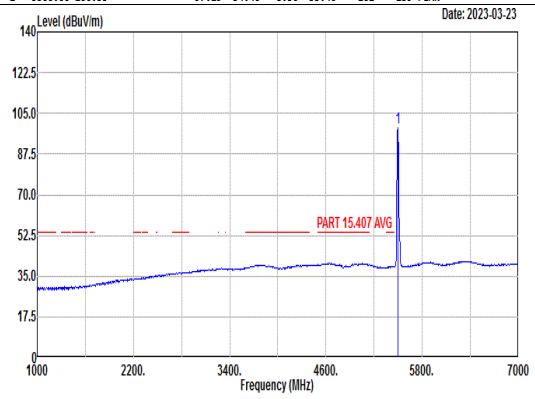 <br>Site : 03CH03-SZ<br>Condition: PART 15.407 AVG 3m ANT3117_0057 VERTICAL<br>: RBW:1000.000kHz VBW:0.010kHz<br>Mode : 41<br>Setting : MCS0 Powersetting 12<br>Plane : X with accessories 106/53<br>: 32fa7a52<br>Freq Level Limit Line Margin (dB) Read Level Ant Factor Cable Loss Preamp Factor APos TPos Remark<br>MHz dBuV/m dBuV/m dBuV dB/m dB dB cm deg<br>1 5500.00 98.99 ------ ------ 89.63 34.40 8.36 33.40 102 159 AVERAGE |

| Mode | 42 | |
|---|---|---|
| | Band Edge | |
| | U-NII-2C_5.47-5.725_802.11ax HE20_CH140_Partial RU 26/8_5700MHz | |
| ANT | 3+10 | |
| Pol. | Horizontal | Fundamental |
| Peak | 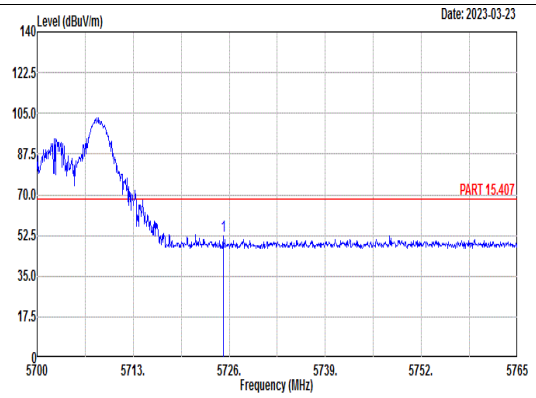 <br>Site : 03CH03-SZ<br>Condition: PART 15.407 3m ANT3117_0057 HORIZONTAL<br>: RBW:1000.000kHz VBW:3000.000kHz<br>Mode : 42<br>Setting : MCS0 Powersetting 5.5<br>Plane : X with accessories 26/8<br>: 32fa7a52<br>Freq Level Limit Line Margin (dB) Read Level Ant Factor Cable Loss Preamp Factor APos TPos Remark<br>MHz dBuV/m dBuV/m dBuV dB/m dB dB cm deg<br>1 5725.16 52.24 68.30 -16.06 42.03 34.90 8.67 33.36 100 45 PEAK | 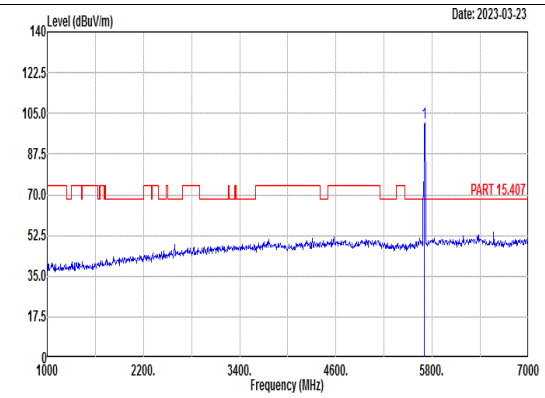 <br>Site : 03CH03-SZ<br>Condition: PART 15.407 3m ANT3117_0057 HORIZONTAL<br>: RBW:1000.000kHz VBW:3000.000kHz<br>Mode : 42<br>Setting : MCS0 Powersetting 5.5<br>Plane : X with accessories 26/8<br>: 32fa7a52<br>Freq Level Limit Line Margin (dB) Read Level Ant Factor Cable Loss Preamp Factor APos TPos Remark<br>MHz dBuV/m dBuV/m dBuV dB/m dB dB cm deg<br>1 5700.00 101.13 ------ ------ 91.01 34.86 8.62 33.36 100 45 PEAK |
| Avg | Blank | 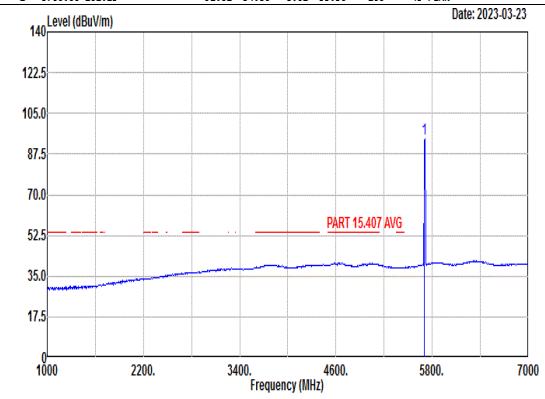 <br>Site : 03CH03-SZ<br>Condition: PART 15.407 AVG 3m ANT3117_0057 HORIZONTAL<br>: RBW:1000.000kHz VBW:0.010kHz<br>Mode : 42<br>Setting : MCS0 Powersetting 5.5<br>Plane : X with accessories 26/8<br>: 32fa7a52<br>Freq Level Limit Line Margin (dB) Read Level Ant Factor Cable Loss Preamp Factor APos TPos Remark<br>MHz dBuV/m dBuV/m dBuV dB/m dB dB cm deg<br>1 5700.00 93.93 ------ ------ 83.81 34.86 8.62 33.36 100 45 AVERAGE |

| Mode | 42 | |
|---|---|---|
| | Band Edge | |
| | U-NII-2C_5.47-5.725_802.11ax HE20_CH140_Partial RU 26/8_5700MHz | |
| ANT | 3+10 | |
| Pol. | Vertical | Fundamental |
| Peak | 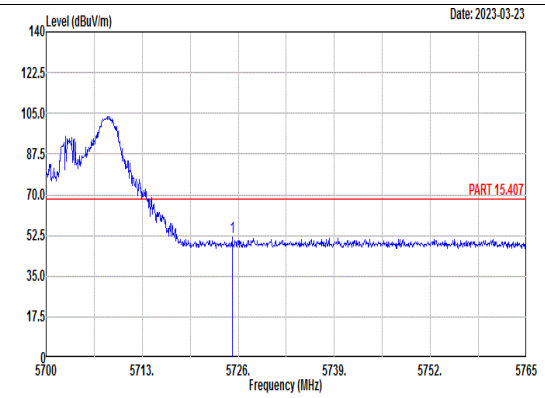 <br>Site : 03CH03-SZ<br>Condition: PART 15.407 3m ANT3117_0057 VERTICAL<br>: RBW:1000.000kHz VBW:3000.000kHz<br>Mode : 42<br>Setting : MCS0 Powersetting 5.5<br>Plane : X with accessories 26/8<br>: 32fa7a52<br>1 5725.16 51.64 68.30 -16.66 41.43 34.90 8.67 33.36 117 226 PEAK | 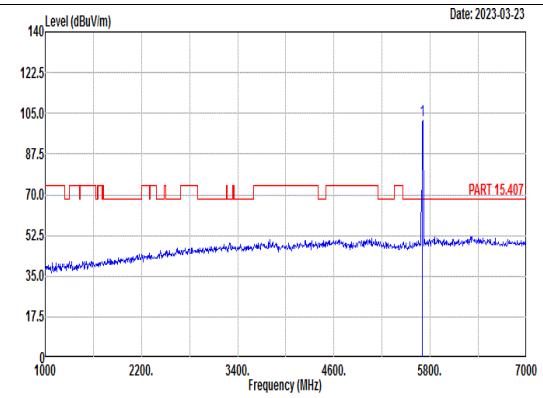 <br>Site : 03CH03-SZ<br>Condition: PART 15.407 3m ANT3117_0057 VERTICAL<br>: RBW:1000.000kHz VBW:3000.000kHz<br>Mode : 42<br>Setting : MCS0 Powersetting 5.5<br>Plane : X with accessories 26/8<br>: 32fa7a52<br>1 5700.00 102.10 ------ ------ 91.98 34.86 8.62 33.36 117 226 PEAK |
| Avg | Blank | 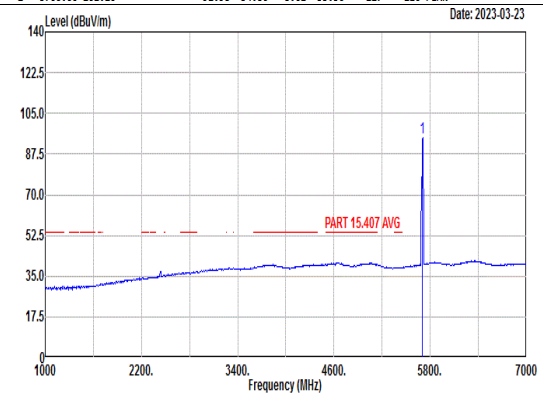 <br>Site : 03CH03-SZ<br>Condition: PART 15.407 AVG 3m ANT3117_0057 VERTICAL<br>: RBW:1000.000kHz VBW:0.010kHz<br>Mode : 42<br>Setting : MCS0 Powersetting 5.5<br>Plane : X with accessories 26/8<br>: 32fa7a52<br>1 5700.00 94.35 ------ ------ 84.23 34.86 8.62 33.36 117 226 AVERAGE |

| Mode | 43 | |
|---|---|---|
| | Band Edge | |
| | U-NII-3_5.725-5.85_802.11ax HE20_CH149_Partial RU 106/53_5745MHz | |
| ANT | 3+10 | |
| Pol. | Horizontal | Fundamental |
| Peak | 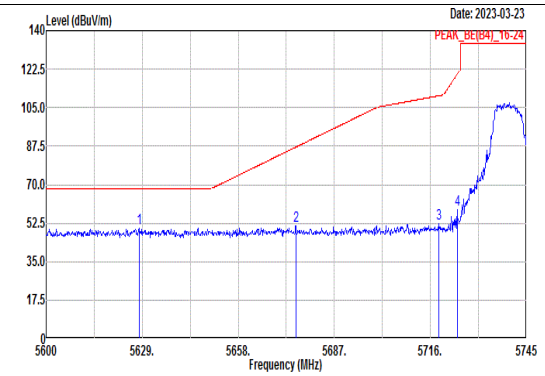 <br>Site : 03CH03-SZ<br>Condition: PEAK_BE(B4)_16-24 3m ANT3117_0057 HORIZONTAL<br>Mode : 43<br>Setting : MCS0 Powersetting 11.5<br>Plane : Y with accessories 106/53<br>: 32fa7a52<br>Freq Level Limit Line Margin (dB) Read Level Ant Factor Cable Loss Preamp Factor APos TPos Remark<br>MHz dBuV/m dBuV/m dBuV dB/m dB dB cm deg<br>1 5628.13 50.34 68.30 -17.96 40.71 34.68 8.32 33.37 294 106 PEAK<br>2 5675.40 51.33 87.09 -35.76 41.41 34.79 8.49 33.36 294 106 PEAK<br>3 5718.47 52.13 110.37 -58.24 41.96 34.88 8.65 33.36 294 106 PEAK<br>4 5724.12 58.82 120.19 -61.37 48.62 34.89 8.67 33.36 294 106 PEAK | 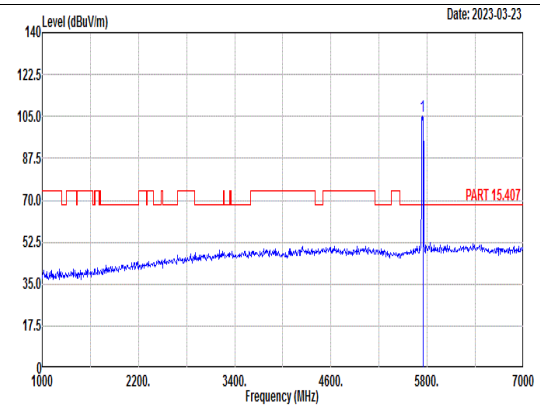 <br>Site : 03CH03-SZ<br>Condition: PART 15.407 3m ANT3117_0057 HORIZONTAL<br>Mode : 43<br>Setting : MCS0 Powersetting 11.5<br>Plane : Y with accessories 106/53<br>: 32fa7a52<br>Freq Level Limit Line Margin (dB) Read Level Ant Factor Cable Loss Preamp Factor APos TPos Remark<br>MHz dBuV/m dBuV/m dBuV dB/m dB dB cm deg<br>1 5745.00 105.14 ------ ------ 94.83 34.93 8.73 33.35 294 106 PEAK |
| Avg | Blank | 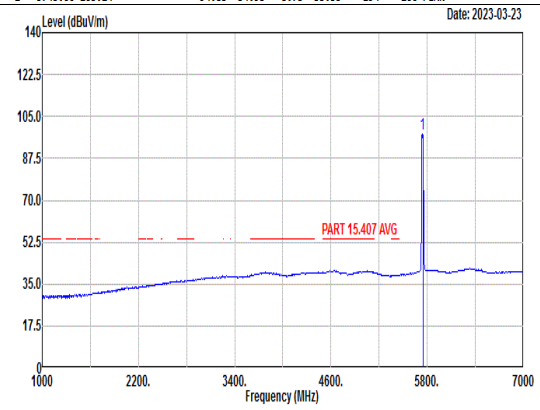 <br>Site : 03CH03-SZ<br>Condition: PART 15.407 AVG 3m ANT3117_0057 HORIZONTAL<br>Mode : 43<br>Setting : MCS0 Powersetting 11.5<br>Plane : Y with accessories 106/53<br>: 32fa7a52<br>Freq Level Limit Line Margin (dB) Read Level Ant Factor Cable Loss Preamp Factor APos TPos Remark<br>MHz dBuV/m dBuV/m dBuV dB/m dB dB cm deg<br>1 5745.00 97.75 ------ ------ 87.44 34.93 8.73 33.35 294 106 AVERAGE |

| Mode | 43 | |
|---|---|---|
| | Band Edge | |
| | U-NII-3_5.725-5.85_802.11ax HE20_CH149_Partial RU 106/53_5745MHz | |
| ANT | 3+10 | |
| Pol. | Vertical | Fundamental |
| Peak | 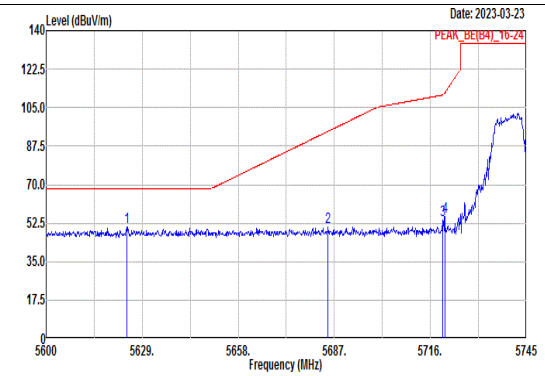 <br>Site : 03CH03-SZ<br>Condition: PEAK_BE(B4)_16-24 3m ANT3117_0057 VERTICAL<br>Mode : 43<br>Setting : MCS0 Powersetting 11.5<br>Plane : Y with accessories 106/53<br>: 32fa7a52<br><br>Freq Level Limit Line Margin (dB) Read Level Ant Factor Cable Loss Preamp Factor APos TPos Remark<br>MHz dBuV/m dBuV/m dBuV dB/m dB dB cm deg<br>1 5624.36 50.69 68.30 -17.61 41.09 34.67 8.30 33.37 400 39 PEAK<br>2 5685.12 50.75 94.25 -43.50 40.77 34.81 8.53 33.36 400 39 PEAK<br>3 5719.63 54.11 110.70 -56.59 43.94 34.88 8.65 33.36 400 39 PEAK<br>4 5720.35 55.63 111.60 -55.97 45.45 34.88 8.66 33.36 400 39 PEAK | 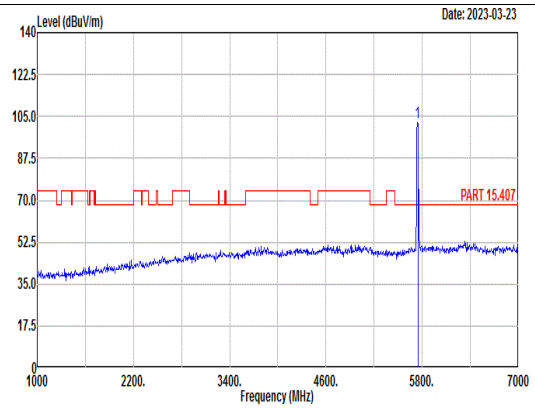 <br>Site : 03CH03-SZ<br>Condition: PART 15.407 3m ANT3117_0057 VERTICAL<br>Mode : 43<br>Setting : MCS0 Powersetting 11.5<br>Plane : Y with accessories 106/53<br>: 32fa7a52<br><br>Freq Level Limit Line Margin (dB) Read Level Ant Factor Cable Loss Preamp Factor APos TPos Remark<br>MHz dBuV/m dBuV/m dBuV dB/m dB dB cm deg<br>1 5745.00 102.24 ------ ------ 91.93 34.93 8.73 33.35 400 39 PEAK |
| Avg | Blank | 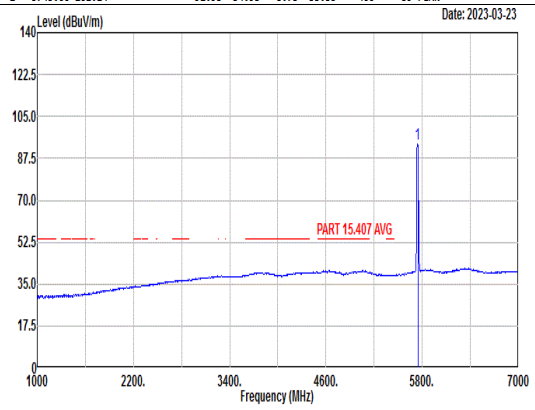 <br>Site : 03CH03-SZ<br>Condition: PART 15.407 AVG 3m ANT3117_0057 VERTICAL<br>Mode : 43<br>Setting : MCS0 Powersetting 11.5<br>Plane : Y with accessories 106/53<br>: 32fa7a52<br><br>Freq Level Limit Line Margin (dB) Read Level Ant Factor Cable Loss Preamp Factor APos TPos Remark<br>MHz dBuV/m dBuV/m dBuV dB/m dB dB cm deg<br>1 5745.00 93.52 ------ ------ 83.21 34.93 8.73 33.35 400 39 AVERAGE |

| Mode | 44 | |
|---|---|---|
| | Band Edge | |
| | U-NII-3_5.725-5.85_802.11ax HE20_CH165_Partial RU 106/54_5825MHz | |
| ANT | 3+10 | |
| Pol. | Horizontal | Fundamental |
| Peak | 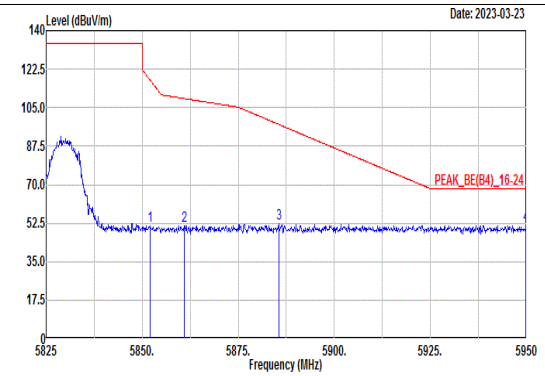 <br>Site : 03CH03-SZ<br>Condition: PEAK_BE(B4)_16-24 3m ANT3117_0057 HORIZONTAL<br>Mode : 44<br>Setting : MCS0 Powersetting 11.5<br>Plane : Y with accessories 106/54<br>: 32fa7a52<br>Freq Level Limit Line Margin (dB) Read Level Ant Factor Cable Loss Preamp Factor APos TPos Remark<br>MHz dBuV/m dBuV/m dBuV dB/m dB dB cm deg<br>1 5852.13 51.47 117.35 -65.88 40.76 35.17 8.87 33.33 362 360 PEAK<br>2 5861.00 51.51 109.12 -57.61 40.79 35.19 8.86 33.33 362 360 PEAK<br>3 5885.50 52.04 97.40 -45.36 41.27 35.25 8.84 33.32 362 360 PEAK<br>4 5949.88 51.60 68.30 -16.70 40.76 35.39 8.76 33.31 362 360 PEAK | 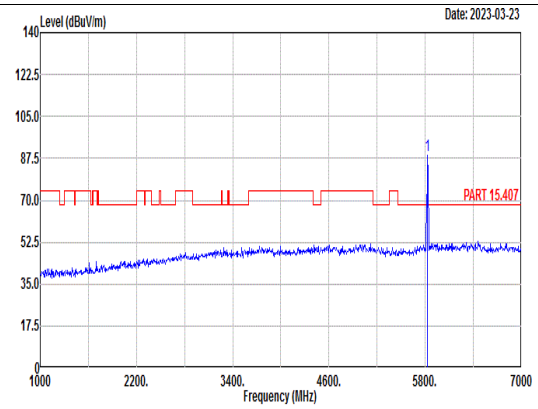 <br>Site : 03CH03-SZ<br>Condition: PART 15.407 3m ANT3117_0057 HORIZONTAL<br>Mode : 44<br>Setting : MCS0 Powersetting 11.5<br>Plane : Y with accessories 106/54<br>: 32fa7a52<br>Freq Level Limit Line Margin (dB) Read Level Ant Factor Cable Loss Preamp Factor APos TPos Remark<br>MHz dBuV/m dBuV/m dBuV dB/m dB dB cm deg<br>1 5825.00 88.60 ------ ------ 77.90 35.13 8.90 33.33 362 360 PEAK |
| Avg | Blank | 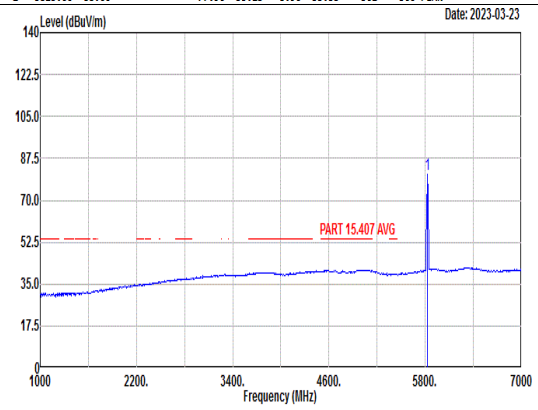 <br>Site : 03CH03-SZ<br>Condition: PART 15.407 AVG 3m ANT3117_0057 HORIZONTAL<br>Mode : 44<br>Setting : MCS0 Powersetting 11.5<br>Plane : Y with accessories 106/54<br>: 32fa7a52<br>Freq Level Limit Line Margin (dB) Read Level Ant Factor Cable Loss Preamp Factor APos TPos Remark<br>MHz dBuV/m dBuV/m dBuV dB/m dB dB cm deg<br>1 5825.00 80.97 ------ ------ 70.27 35.13 8.90 33.33 362 360 AVERAGE |

| Mode | 44 | |
|---|---|---|
| | Band Edge | |
| | U-NII-3_5.725-5.85_802.11ax HE20_CH165_Partial RU 106/54_5825MHz | |
| ANT | 3+10 | |
| Pol. | Vertical | Fundamental |
| Peak | 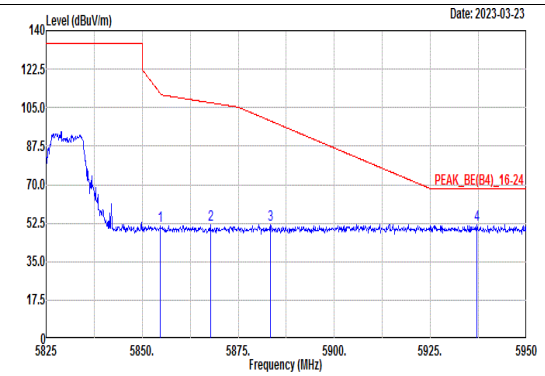 <br>Site : 03CH03-SZ<br>Condition: PEAK_BE(B4)_16-24 3m ANT3117_0057 VERTICAL<br>Mode : 44<br>Setting : MCS0 Powersetting 11.5<br>Plane : Y with accessories 106/54<br>: 32fa7a52<br>1 5854.75 51.48 111.37 -59.89 40.76 35.18 8.87 33.33 100 155 PEAK<br>2 5867.75 51.53 107.23 -55.70 40.79 35.21 8.86 33.33 100 155 PEAK<br>3 5883.38 52.03 98.98 -46.95 41.27 35.24 8.84 33.32 100 155 PEAK<br>4 5937.13 51.90 68.30 -16.40 41.08 35.36 8.77 33.31 100 155 PEAK | 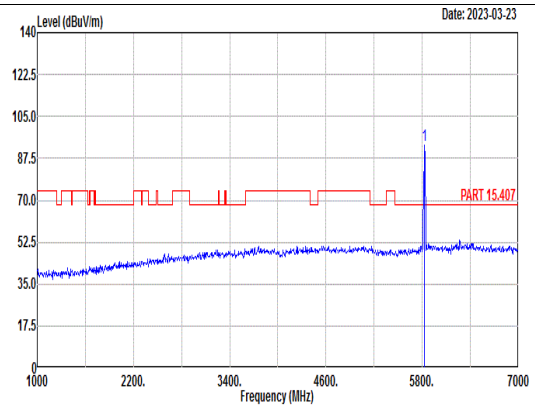 <br>Site : 03CH03-SZ<br>Condition: PART 15.407 3m ANT3117_0057 VERTICAL<br>Mode : 44<br>Setting : MCS0 Powersetting 11.5<br>Plane : Y with accessories 106/54<br>: 32fa7a52<br>1 5825.00 92.87 ------ ------ 82.19 35.11 8.91 33.34 100 155 PEAK |
| Avg | Blank | 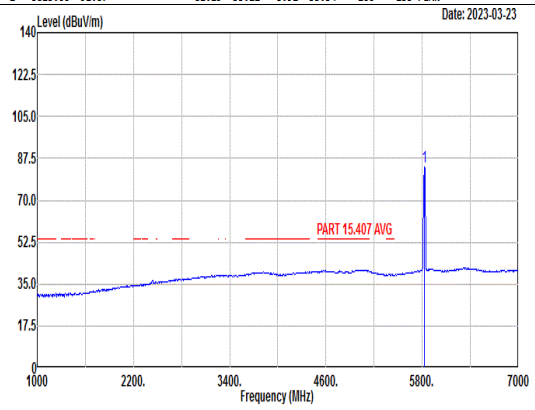 <br>Site : 03CH03-SZ<br>Condition: PART 15.407 AVG 3m ANT3117_0057 VERTICAL<br>Mode : 44<br>Setting : MCS0 Powersetting 11.5<br>Plane : Y with accessories 106/54<br>: 32fa7a52<br>1 5825.00 84.06 ------ ------ 73.38 35.11 8.91 33.34 100 155 AVERAGE |

| Mode | 45 | |
|---|---|---|
| | LF | |
| | U-NII-3_5.725-5.85_802.11n HT20_CH62_Full_5310MHz | |
| ANT | 3+10 | |
| Pol. | Horizontal | Vertical |
| Peak Avg | 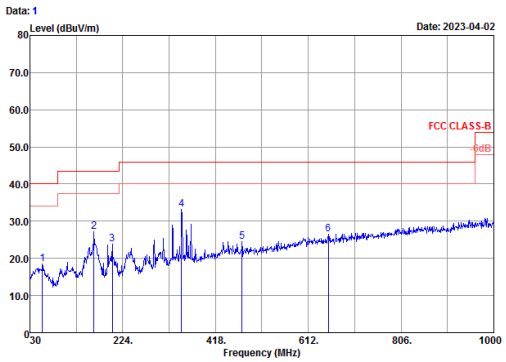 <br>Site : 03CH03-SZ<br>Condition : FCC CLASS-B 3m VULB9168-01003 HORIZONTAL<br>Mode : 45<br>SN : 32fa7a52<br>Plane : X with Accessory<br>: MCS0 Powersetting 15<br>1 56.19 18.47 -21.53 40.00 32.45 19.26 1.70 34.94 --- --- Peak<br>2 163.86 27.12 -16.38 43.50 41.26 18.16 2.40 34.70 --- --- Peak<br>3 202.66 23.76 -19.74 43.50 39.61 16.08 2.77 34.70 --- --- Peak<br>4 347.19 33.20 -12.80 46.00 44.21 20.16 3.43 34.60 --- --- Peak<br>5 473.29 24.54 -21.46 46.00 32.58 23.03 3.43 34.50 --- --- Peak<br>6 653.71 26.52 -19.48 46.00 31.01 26.32 3.68 34.49 --- --- Peak | 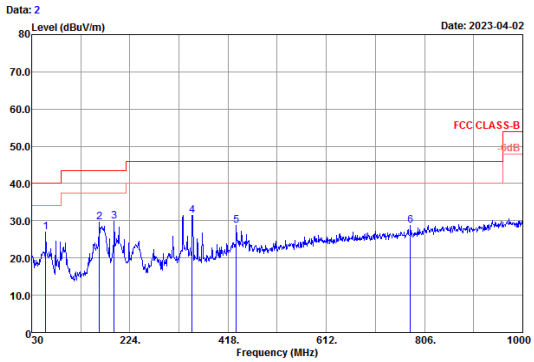 <br>Site : 03CH03-SZ<br>Condition : FCC CLASS-B 3m VULB9168-01003 VERTICAL<br>Mode : 45<br>SN : 32fa7a52<br>Plane : X with Accessory<br>: MCS0 Powersetting 15<br>1 58.13 27.01 -12.99 40.00 41.15 19.05 1.73 34.92 --- --- Peak<br>2 163.86 29.69 -13.81 43.50 43.83 18.16 2.40 34.70 --- --- Peak<br>3 192.96 29.80 -13.70 43.50 45.44 16.40 2.66 34.70 --- --- Peak<br>4 347.19 31.48 -14.52 46.00 42.49 20.16 3.43 34.60 --- --- Peak<br>5 434.49 28.80 -17.20 46.00 37.54 22.34 3.42 34.50 --- --- Peak<br>6 777.87 28.84 -17.16 46.00 31.35 27.73 4.10 34.34 --- --- Peak |

| Mode | 46 | |
|---|---|---|
| | LF | |
| | U-NII-3_5.725-5.85_802.11n HT40_CH151_Full_5755MHz | |
| ANT | 3+10 | |
| Pol. | Horizontal | Vertical |
| Peak<br>Avg | 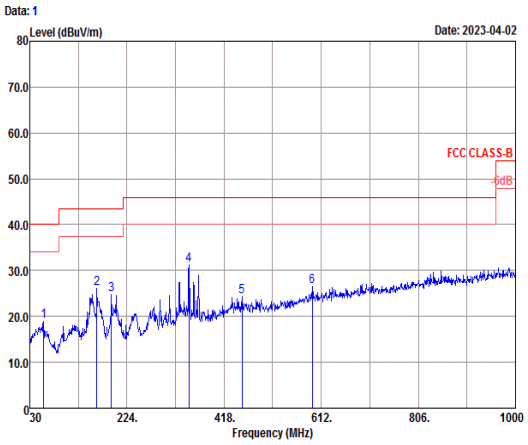 <br><br>Site : 03CH03-SZ<br>Condition : FCC CLASS-B 3m VULB9168-01003 HORIZONTAL<br>Mode : 46<br>SN : 32fa7a52<br>Plane : Y with Accessory<br>: MCS0 Powersetting 15<br>1 58.13 18.98 -21.02 40.00 33.12 19.05 1.73 34.92 --- --- Peak<br>2 163.86 26.16 -17.34 43.50 40.30 18.16 2.40 34.70 --- --- Peak<br>3 192.96 24.82 -18.68 43.50 40.46 16.40 2.66 34.70 --- --- Peak<br>4 348.16 31.20 -14.80 46.00 42.19 20.18 3.43 34.60 --- --- Peak<br>5 453.89 24.35 -21.65 46.00 32.59 22.80 3.46 34.50 --- --- Peak<br>6 594.54 26.50 -19.50 46.00 31.64 25.87 3.58 34.59 --- --- Peak | 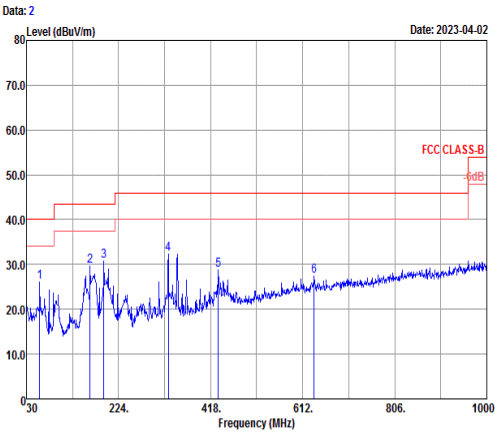 <br><br>Site : 03CH03-SZ<br>Condition : FCC CLASS-B 3m VULB9168-01003 VERTICAL<br>Mode : 46<br>SN : 32fa7a52<br>Plane : Y with Accessory<br>: MCS0 Powersetting 15<br>1 58.13 25.98 -14.02 40.00 40.12 19.05 1.73 34.92 --- --- Peak<br>2 163.86 29.61 -13.89 43.50 43.75 18.16 2.40 34.70 --- --- Peak<br>3 192.96 30.71 -12.79 43.50 46.35 16.40 2.66 34.70 --- --- Peak<br>4 328.76 32.25 -13.75 46.00 43.76 19.75 3.34 34.60 --- --- Peak<br>5 434.49 28.66 -17.34 46.00 37.40 22.34 3.42 34.50 --- --- Peak<br>6 636.25 27.39 -18.61 46.00 32.06 26.21 3.65 34.53 --- --- Peak |

| Mode | 49 | |
|---|---|---|
| | Band Edge | |
| | U-NII-1_5.15-5.25_802.11n HT20_CH36_5180MHz | |
| ANT | 3+10 | |
| Pol. | Horizontal | Fundamental |
| Peak | 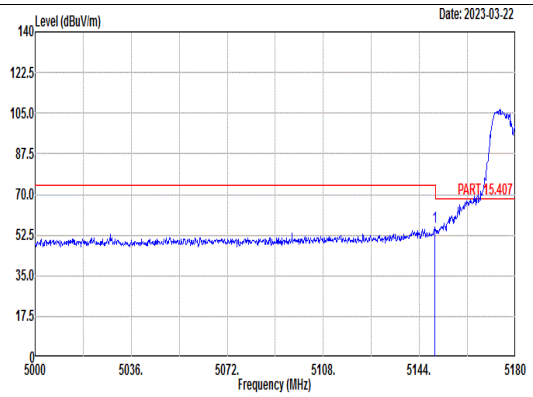 <br>Site : 03CH03-SZ<br>Condition: PART 15.407 3m ANT3117_0057 HORIZONTAL<br>: RBW:1000.000kHz VBW:3000.000kHz<br>Mode : 49<br>Setting : MCS0 Power setting 16<br>Plane : X with accessary<br>: 32fa7a52<br><br>Freq Level Limit Line Margin (dB) Read Level Ant Factor Cable Loss Preamp Factor APos TPos Remark<br>MHz dBuV/m dBuV/m dBuV dB/m dB dB cm deg<br>1 5149.76 55.80 74.00 -18.20 46.19 34.54 7.92 32.85 100 34 PEAK | 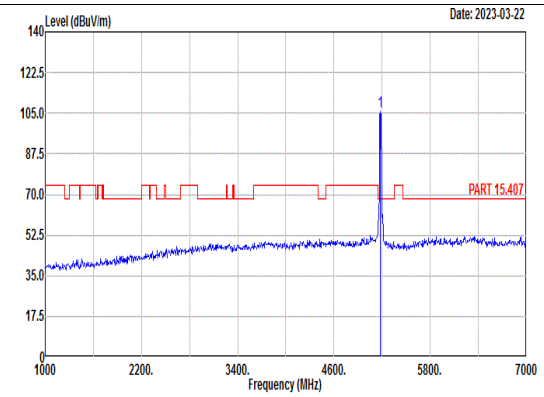 <br>Site : 03CH03-SZ<br>Condition: PART 15.407 3m ANT3117_0057 HORIZONTAL<br>: RBW:1000.000kHz VBW:3000.000kHz<br>Mode : 49<br>Setting : MCS0 Power setting 16<br>Plane : X with accessary<br>: 32fa7a52<br><br>Freq Level Limit Line Margin (dB) Read Level Ant Factor Cable Loss Preamp Factor APos TPos Remark<br>MHz dBuV/m dBuV/m dBuV dB/m dB dB cm deg<br>1 5180.00 105.71 ------ ------ 96.13 34.53 7.94 32.89 100 34 PEAK |

| | | |
|---|---|---|
| **Avg** | 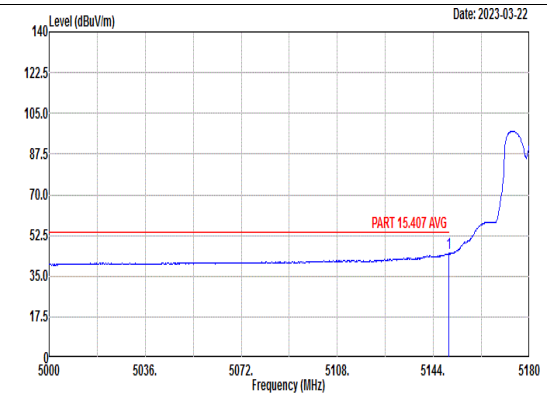 <br>Site : 03CH03-SZ<br>Condition: PART 15.407 AVG 3m ANT3117_0057 HORIZONTAL<br>: RBW:1000.000kHz VBW:0.010kHz<br>Mode : 49<br>Setting : MCS0 Power setting 16<br>Plane : X with accessary<br>: 32fa7a52<br>Freq Level Limit Line Margin (dB) Read Level Ant Factor Cable Loss Preamp Factor APos TPos Remark<br>1 5149.76 44.68 54.00 -9.32 35.07 34.54 7.92 32.85 100 34 AVERAGE | 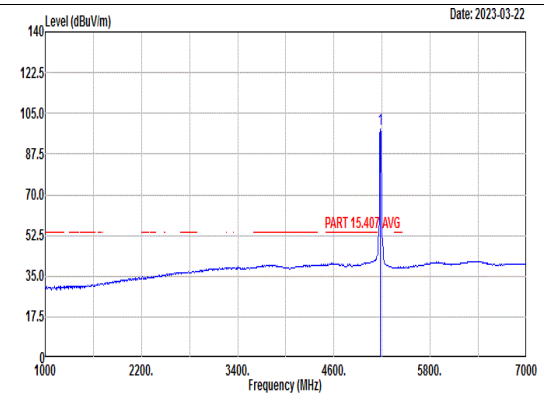 <br>Site : 03CH03-SZ<br>Condition: PART 15.407 AVG 3m ANT3117_0057 HORIZONTAL<br>: RBW:1000.000kHz VBW:0.010kHz<br>Mode : 49<br>Setting : MCS0 Power setting 16<br>Plane : X with accessary<br>: 32fa7a52<br>Freq Level Limit Line Margin (dB) Read Level Ant Factor Cable Loss Preamp Factor APos TPos Remark<br>1 5180.00 98.16 ------ ------ 88.59 34.53 7.94 32.90 100 34 AVERAGE |
| **Mode** | **49** | |
| | **Band Edge** | |
| | **U-NII-1_5.15-5.25_802.11n HT20_CH36_5180MHz** | |
| **ANT** | **3+10** | |
| **Pol.** | **Vertical** | **Fundamental** |
| **Peak** | 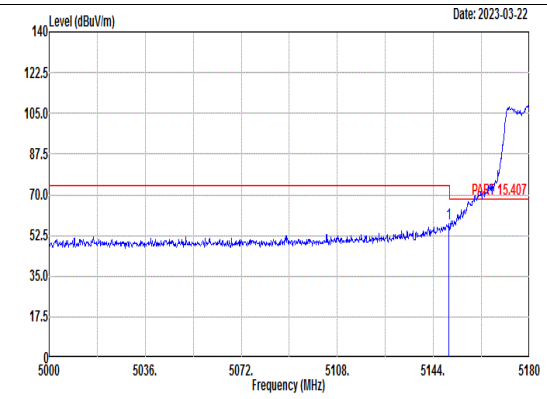 <br>Site : 03CH03-SZ<br>Condition: PART 15.407 3m ANT3117_0057 VERTICAL<br>: RBW:1000.000kHz VBW:3000.000kHz<br>Mode : 49<br>Setting : MCS0 Power setting 16<br>Plane : X with accessary<br>: 32fa7a52<br>Freq Level Limit Line Margin (dB) Read Level Ant Factor Cable Loss Preamp Factor APos TPos Remark<br>1 5149.76 57.51 74.00 -16.49 47.90 34.54 7.92 32.85 105 161 PEAK | 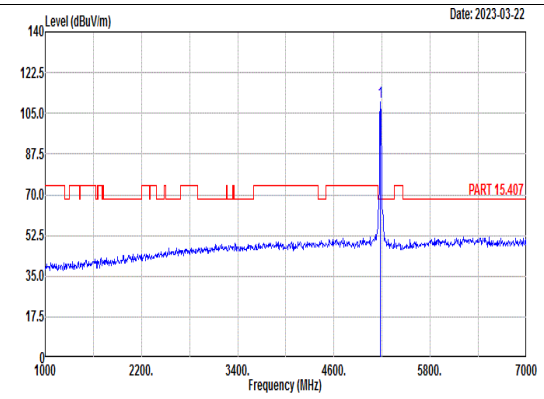 <br>Site : 03CH03-SZ<br>Condition: PART 15.407 3m ANT3117_0057 VERTICAL<br>: RBW:1000.000kHz VBW:3000.000kHz<br>Mode : 49<br>Setting : MCS0 Power setting 16<br>Plane : X with accessary<br>: 32fa7a52<br>Freq Level Limit Line Margin (dB) Read Level Ant Factor Cable Loss Preamp Factor APos TPos Remark<br>1 5180.00 109.63 ------ ------ 100.06 34.53 7.94 32.90 105 161 PEAK |

**Avg**

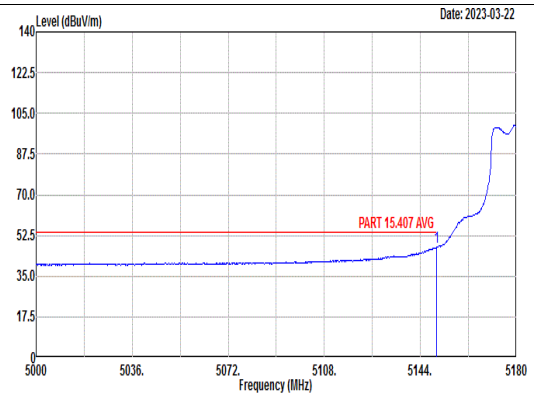


Site : 03CH03-SZ
Condition: PART 15.407 AVG 3m ANT3117_0057 VERTICAL
: RBW:1000.000kHz VBW:0.010kHz
Mode : 49
Setting : MCS0 Power setting 16
Plane : X with accessary
: 32fa7a52

| | Freq | Level | Limit Line | Margin (dB) | Read Level | Ant Factor | Cable Loss | Preamp Factor | APos | TPos | Remark |
|---|---|---|---|---|---|---|---|---|---|---|---|
| | MHz | dBuV/m | dBuV/m | | dBuV | dB/m | dB | dB | cm | deg | |
| 1 | 5149.94 | 47.31 | 54.00 | -6.69 | 37.70 | 34.54 | 7.92 | 32.85 | 105 | 161 | AVERAGE |

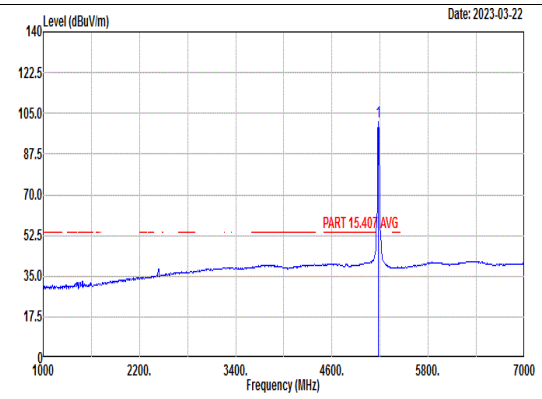


Site : 03CH03-SZ
Condition: PART 15.407 AVG 3m ANT3117_0057 VERTICAL
: RBW:1000.000kHz VBW:0.010kHz
Mode : 49
Setting : MCS0 Power setting 16
Plane : X with accessary
: 32fa7a52

| | Freq | Level | Limit Line | Margin (dB) | Read Level | Ant Factor | Cable Loss | Preamp Factor | APos | TPos | Remark |
|---|---|---|---|---|---|---|---|---|---|---|---|
| | MHz | dBuV/m | dBuV/m | | dBuV | dB/m | dB | dB | cm | deg | |
| 1 | 5180.00 | 101.63 | ------ | ------ | 92.06 | 34.53 | 7.94 | 32.90 | 105 | 161 | AVERAGE |

| | | |
|---|---|---|
| **Mode** | **49** | |
| | **Harmonic** | |
| | **U-NII-1_5.15-5.25_802.11n HT20_CH36_5180MHz** | |
| **ANT** | **3+10** | |
| **Pol.** | **Horizontal** | **Vertical** |

**Peak Avg**

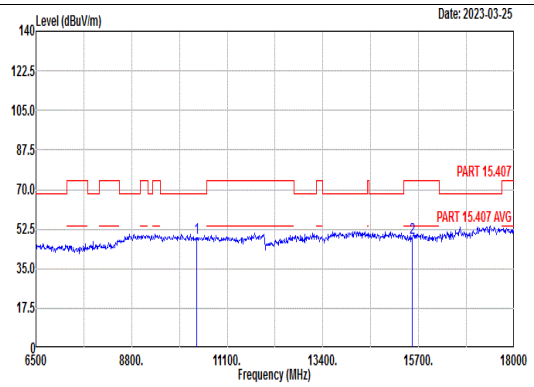


Site : 03CH03-SZ
Condition: PART 15.407 3m ANT3117_0057 HORIZONTAL
Project : 2D0705
Mode : 49
SN : 32fa7a52
Plane : X with accessories
: MCS0 Power setting 16

| | Freq | Level | Limit Line | Margin | Read Level | Ant Factor | Cable Loss | Preamp Factor | APos | TPos | Remark |
|---|---|---|---|---|---|---|---|---|---|---|---|
| | MHz | dBuV/m | dBuV/m | dB | dBuV | dB/m | dB | dB | cm | deg | |
| 1 | 10360.00 | 48.59 | 68.30 | -19.71 | 51.32 | 39.72 | 10.73 | 53.18 | --- | --- | Peak |
| 2 | 15540.00 | 48.63 | 74.00 | -25.37 | 48.57 | 41.74 | 12.72 | 54.40 | --- | --- | Peak |

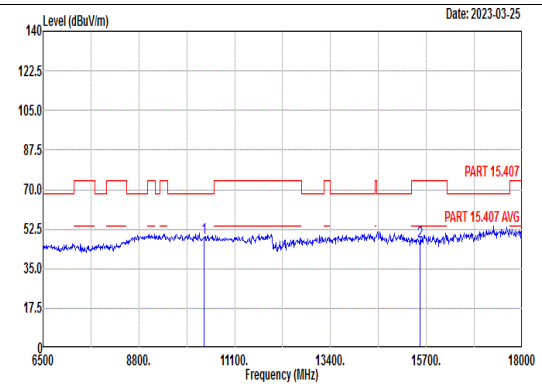


Site : 03CH03-SZ
Condition: PART 15.407 3m ANT3117_0057 VERTICAL
Project : 2D0705
Mode : 49
SN : 32fa7a52
Plane : X with accessories
: MCS0 Power setting 16

| | Freq | Level | Limit Line | Margin | Read Level | Ant Factor | Cable Loss | Preamp Factor | APos | TPos | Remark |
|---|---|---|---|---|---|---|---|---|---|---|---|
| | MHz | dBuV/m | dBuV/m | dB | dBuV | dB/m | dB | dB | cm | deg | |
| 1 | 10360.00 | 48.63 | 68.30 | -19.67 | 51.36 | 39.72 | 10.73 | 53.18 | --- | --- | Peak |
| 2 | 15540.00 | 47.16 | 74.00 | -26.84 | 47.10 | 41.74 | 12.72 | 54.40 | --- | --- | Peak |

| Mode | 50 | |
|---|---|---|
| | Harmonic | |
| | U-NII-1_5.15-5.25_802.11n HT20_CH44_5220MHz | |
| ANT | 3+10 | |
| Pol. | Horizontal | Vertical |
| Peak<br>Avg | 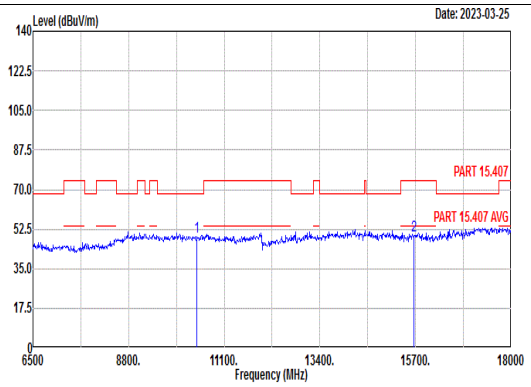 <br><br>Site : 03CH03-SZ<br>Condition: PART 15.407 3m ANT3117_0057 HORIZONTAL<br>Project : 2D0705<br>Mode : 50<br>SN : 32fa7a52<br>Plane : X with accessories<br>: MCS0 Power setting 16<br><br>Freq Level Limit Line Margin Read Level Ant Factor Cable Loss Preamp Factor APos TPos Remark<br>MHz dBuV/m dBuV/m dB dBuV dB/m dB dB cm deg<br>1 10440.00 49.14 68.30 -19.16 51.87 39.76 10.79 53.28 --- --- Peak<br>2 15660.00 49.83 74.00 -24.17 49.81 41.86 12.72 54.56 --- --- Peak | 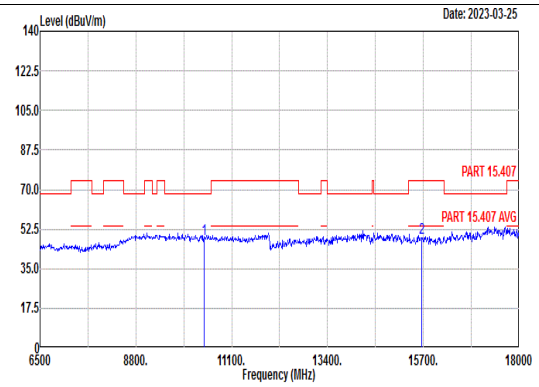 <br><br>Site : 03CH03-SZ<br>Condition: PART 15.407 3m ANT3117_0057 VERTICAL<br>Project : 2D0705<br>Mode : 50<br>SN : 32fa7a52<br>Plane : X with accessories<br>: MCS0 Power setting 16<br><br>Freq Level Limit Line Margin Read Level Ant Factor Cable Loss Preamp Factor APos TPos Remark<br>MHz dBuV/m dBuV/m dB dBuV dB/m dB dB cm deg<br>1 10440.00 48.02 68.30 -20.28 50.75 39.76 10.79 53.28 --- --- Peak<br>2 15660.00 48.74 74.00 -25.26 48.72 41.86 12.72 54.56 --- --- Peak |

| Mode | 51 | |
|---|---|---|
| | Harmonic | |
| | U-NII-1_5.15-5.25_802.11n HT20_CH48_5240MHz | |
| ANT | 3+10 | |
| Pol. | Horizontal | Vertical |
| Peak<br>Avg | 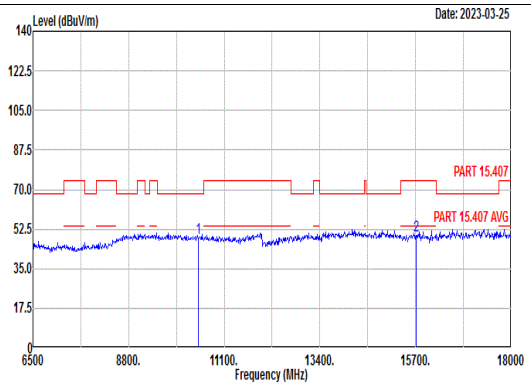 <br><br>Site : 03CH03-SZ<br>Condition: PART 15.407 3m ANT3117_0057 HORIZONTAL<br>Project : 2D0705<br>Mode : 51<br>SN : 32fa7a52<br>Plane : X with accessories<br>: MCS0 Power setting 16<br><br>Freq Level Limit Line Margin Read Level Ant Factor Cable Loss Preamp Factor APos TPos Remark<br>MHz dBuV/m dBuV/m dB dBuV dB/m dB dB cm deg<br>1 10480.00 48.66 68.30 -19.64 51.38 39.79 10.82 53.33 --- --- Peak<br>2 15720.00 49.65 74.00 -24.35 49.66 41.92 12.71 54.64 --- --- Peak | 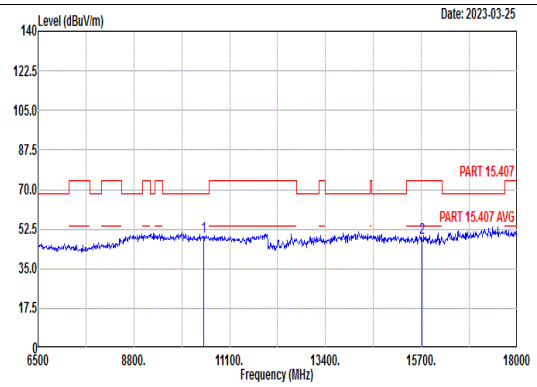 <br><br>Site : 03CH03-SZ<br>Condition: PART 15.407 3m ANT3117_0057 VERTICAL<br>Project : 2D0705<br>Mode : 51<br>SN : 32fa7a52<br>Plane : X with accessories<br>: MCS0 Power setting 16<br><br>Freq Level Limit Line Margin Read Level Ant Factor Cable Loss Preamp Factor APos TPos Remark<br>MHz dBuV/m dBuV/m dB dBuV dB/m dB dB cm deg<br>1 10480.00 49.26 68.30 -19.04 51.98 39.79 10.82 53.33 --- --- Peak<br>2 15720.00 48.52 74.00 -25.48 48.53 41.92 12.71 54.64 --- --- Peak |

| Mode | 52 | |
|---|---|---|
| | Harmonic | |
| | U-NII-2A_5.25-5.35_802.11n HT20_CH52_5280MHz | |
| ANT | 3+10 | |
| Pol. | Horizontal | Vertical |
| Peak<br>Avg | 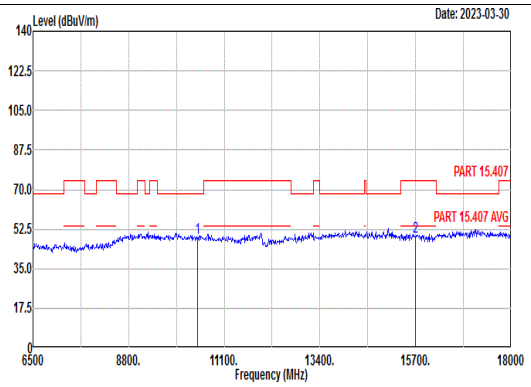 <br><br>Site : 03CH03-SZ<br>Condition: PART 15.407 3m ANT3117_0057 HORIZONTAL<br>Project : 2D0705<br>Mode : 52<br>SN : 32fa7a52<br>Plane : X with accessories<br>: MCS0 Power setting 16<br><br>Freq Level Limit Line Margin Read Level Ant Factor Cable Loss Preamp Factor APos TPos Remark<br>MHz dBuV/m dBuV/m dB dBuV dB/m dB dB cm deg<br>1 10460.00 48.71 68.30 -19.59 51.44 39.78 10.80 53.31 --- --- Peak<br>2 15690.00 49.21 74.00 -24.79 49.20 41.89 12.72 54.60 --- --- Peak | 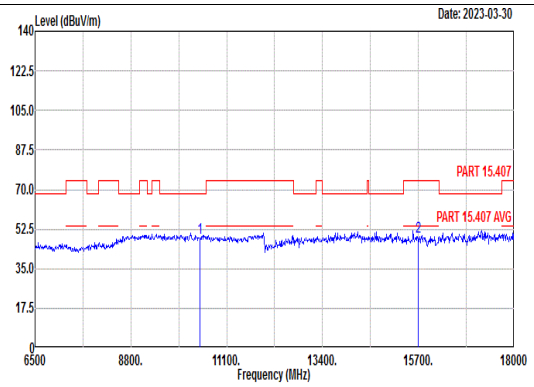 <br><br>Site : 03CH03-SZ<br>Condition: PART 15.407 3m ANT3117_0057 VERTICAL<br>Project : 2D0705<br>Mode : 52<br>SN : 32fa7a52<br>Plane : X with accessories<br>: MCS0 Power setting 16<br><br>Freq Level Limit Line Margin Read Level Ant Factor Cable Loss Preamp Factor APos TPos Remark<br>MHz dBuV/m dBuV/m dB dBuV dB/m dB dB cm deg<br>1 10460.00 48.75 68.30 -19.55 51.48 39.78 10.80 53.31 --- --- Peak<br>2 15690.00 49.08 74.00 -24.92 49.07 41.89 12.72 54.60 --- --- Peak |

| Mode | 53 | |
|---|---|---|
| | Harmonic | |
| | U-NII-2A_5.25-5.35_802.11n HT20_CH60_5300MHz | |
| ANT | 3+10 | |
| Pol. | Horizontal | Vertical |
| Peak<br>Avg | 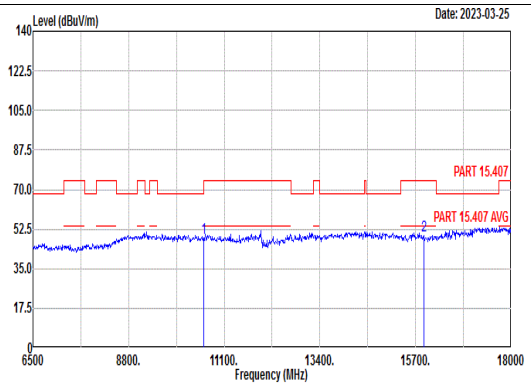 <br><br>Site : 03CH03-SZ<br>Condition: PART 15.407 3m ANT3117_0057 HORIZONTAL<br>Project : 2D0705<br>Mode : 53<br>SN : 32fa7a52<br>Plane : X with accessories<br>: MCS0 Power setting 16<br><br>Freq Level Limit Line Margin Read Level Ant Factor Cable Loss Preamp Factor APos TPos Remark<br>MHz dBuV/m dBuV/m dB dBuV dB/m dB dB cm deg<br>1 10600.00 48.50 74.00 -25.50 51.34 39.74 10.91 53.49 --- --- Peak<br>2 15900.00 49.76 74.00 -24.24 49.83 42.10 12.71 54.88 --- --- Peak | 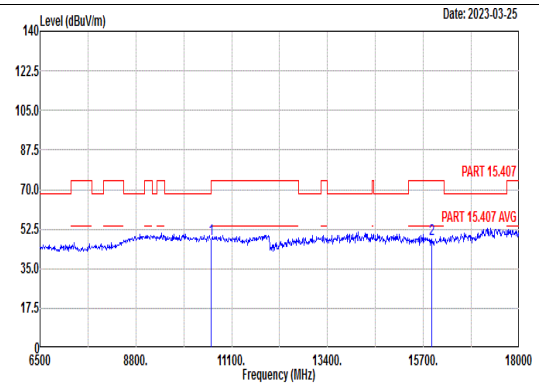 <br><br>Site : 03CH03-SZ<br>Condition: PART 15.407 3m ANT3117_0057 VERTICAL<br>Project : 2D0705<br>Mode : 53<br>SN : 32fa7a52<br>Plane : X with accessories<br>: MCS0 Power setting 16<br><br>Freq Level Limit Line Margin Read Level Ant Factor Cable Loss Preamp Factor APos TPos Remark<br>MHz dBuV/m dBuV/m dB dBuV dB/m dB dB cm deg<br>1 10600.00 48.25 74.00 -25.75 51.09 39.74 10.91 53.49 --- --- Peak<br>2 15900.00 48.05 74.00 -25.95 48.12 42.10 12.71 54.88 --- --- Peak |

| Mode | 54 | |
|---|---|---|
| | Band Edge | |
| | U-NII-2A_5.25-5.35_802.11n HT20_CH64_5320MHz | |
| ANT | 3+10 | |
| Pol. | Horizontal | Fundamental |
| Peak | 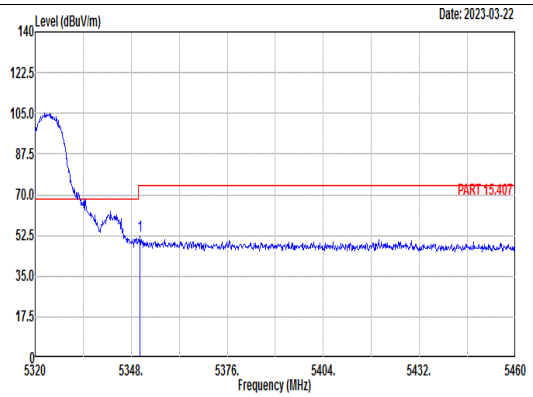 <br>Site : 03CH03-SZ<br>Condition: PART 15.407 3m ANT3117_0057 HORIZONTAL<br>: RBW:1000.000kHz VBW:3000.000kHz<br>Mode : 54<br>Setting : MCS0 Power setting 16<br>Plane : X with accessary<br>: 32fa7a52<br>1 5350.52 52.09 74.00 -21.91 42.47 34.46 8.33 33.17 100 31 PEAK | 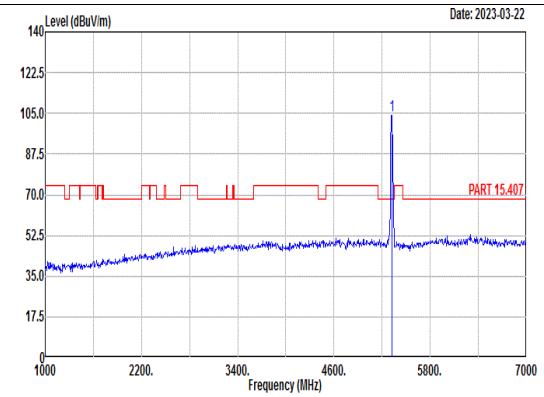 <br>Site : 03CH03-SZ<br>Condition: PART 15.407 3m ANT3117_0057 HORIZONTAL<br>: RBW:1000.000kHz VBW:3000.000kHz<br>Mode : 54<br>Setting : MCS0 Power setting 16<br>Plane : X with accessary<br>: 32fa7a52<br>1 5320.00 104.33 ------ ------ 94.74 34.47 8.23 33.11 100 31 PEAK |
| Avg | 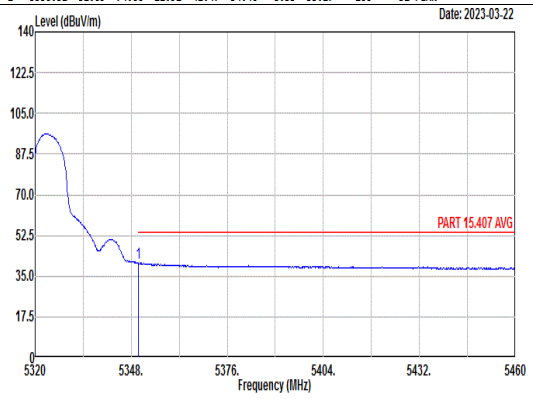 <br>Site : 03CH03-SZ<br>Condition: PART 15.407 AVG 3m ANT3117_0057 HORIZONTAL<br>: RBW:1000.000kHz VBW:0.010kHz<br>Mode : 54<br>Setting : MCS0 Power setting 16<br>Plane : X with accessary<br>: 32fa7a52<br>1 5350.10 40.57 54.00 -13.43 30.95 34.46 8.33 33.17 100 31 AVERAGE | 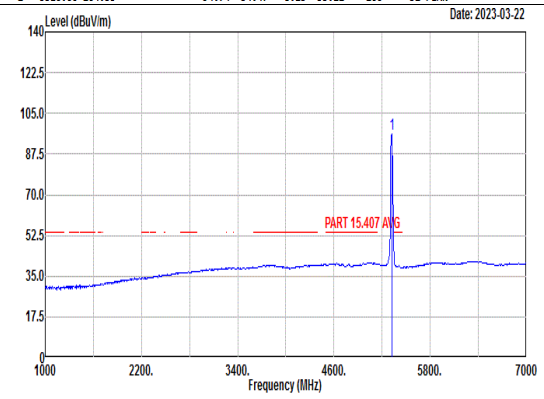 <br>Site : 03CH03-SZ<br>Condition: PART 15.407 AVG 3m ANT3117_0057 HORIZONTAL<br>: RBW:1000.000kHz VBW:0.010kHz<br>Mode : 54<br>Setting : MCS0 Power setting 16<br>Plane : X with accessary<br>: 32fa7a52<br>1 5320.00 96.11 ------ ------ 86.51 34.47 8.26 33.13 100 31 AVERAGE |

| Mode | 54 | |
|---|---|---|
| | Band Edge | |
| | U-NII-2A_5.25-5.35_802.11n HT20_CH64_5320MHz | |
| ANT | 3+10 | |
| Pol. | Vertical | Fundamental |
| Peak | 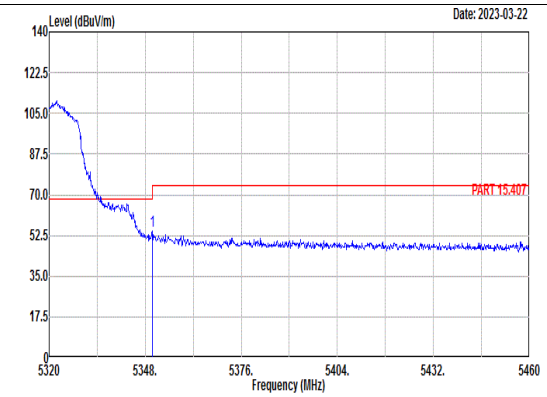 <br>Site : 03CH03-SZ<br>Condition: PART 15.407 3m ANT3117_0057 VERTICAL<br>: RBW:1000.000kHz VBW:3000.000kHz<br>Mode : 54<br>Setting : MCS0 Power setting 16<br>Plane : X with accessary<br>: 32fa7a52<br>Freq Level Limit Line Margin (dB) Read Level Ant Factor Cable Loss Preamp Factor APos TPos Remark<br>MHz dBuV/m dBuV/m dBuV dB/m dB dB cm deg<br>1 5350.10 54.16 74.00 -19.84 44.54 34.46 8.33 33.17 119 159 PEAK | 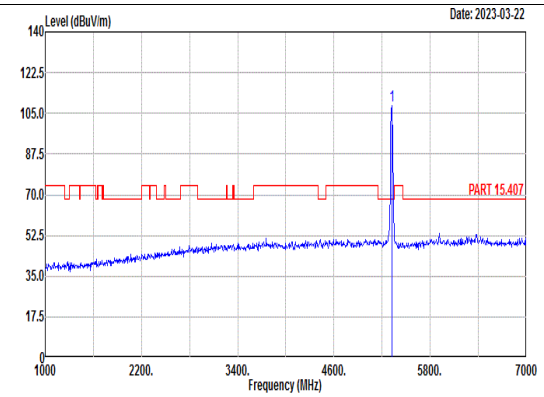 <br>Site : 03CH03-SZ<br>Condition: PART 15.407 3m ANT3117_0057 VERTICAL<br>: RBW:1000.000kHz VBW:3000.000kHz<br>Mode : 54<br>Setting : MCS0 Power setting 16<br>Plane : X with accessary<br>: 32fa7a52<br>Freq Level Limit Line Margin (dB) Read Level Ant Factor Cable Loss Preamp Factor APos TPos Remark<br>MHz dBuV/m dBuV/m dBuV dB/m dB dB cm deg<br>1 5320.00 108.16 ------ ------ 98.56 34.47 8.25 33.12 119 159 PEAK |
| Avg | 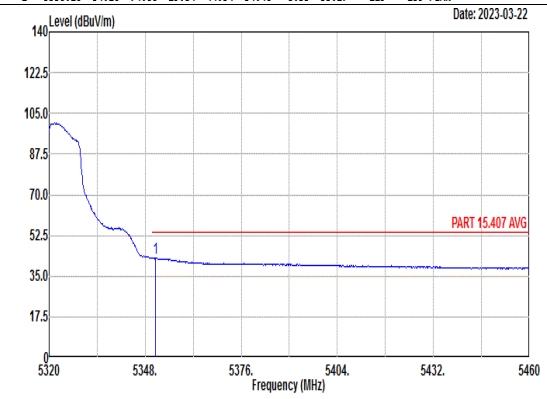 <br>Site : 03CH03-SZ<br>Condition: PART 15.407 AVG 3m ANT3117_0057 VERTICAL<br>: RBW:1000.000kHz VBW:0.010kHz<br>Mode : 54<br>Setting : MCS0 Power setting 16<br>Plane : X with accessary<br>: 32fa7a52<br>Freq Level Limit Line Margin (dB) Read Level Ant Factor Cable Loss Preamp Factor APos TPos Remark<br>MHz dBuV/m dBuV/m dBuV dB/m dB dB cm deg<br>1 5350.94 42.76 54.00 -11.24 33.14 34.46 8.33 33.17 119 159 AVERAGE | 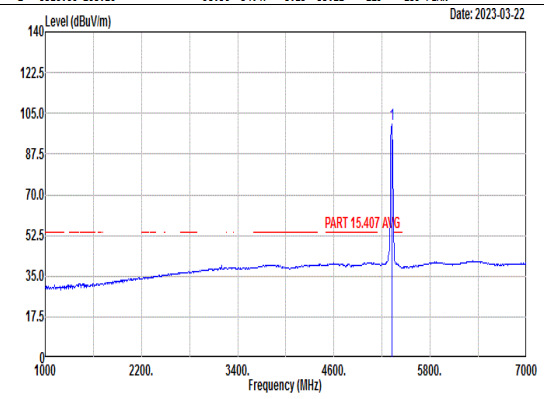 <br>Site : 03CH03-SZ<br>Condition: PART 15.407 AVG 3m ANT3117_0057 VERTICAL<br>: RBW:1000.000kHz VBW:0.010kHz<br>Mode : 54<br>Setting : MCS0 Power setting 16<br>Plane : X with accessary<br>: 32fa7a52<br>Freq Level Limit Line Margin (dB) Read Level Ant Factor Cable Loss Preamp Factor APos TPos Remark<br>MHz dBuV/m dBuV/m dBuV dB/m dB dB cm deg<br>1 5320.00 100.54 ------ ------ 90.94 34.47 8.25 33.12 119 159 AVERAGE |

| Mode | 54 | |
|---|---|---|
| | Harmonic | |
| | U-NII-2A_5.25-5.35_802.11n HT20_CH64_5320MHz | |
| ANT | 3+10 | |
| Pol. | Horizontal | Vertical |
| Peak<br>Avg | 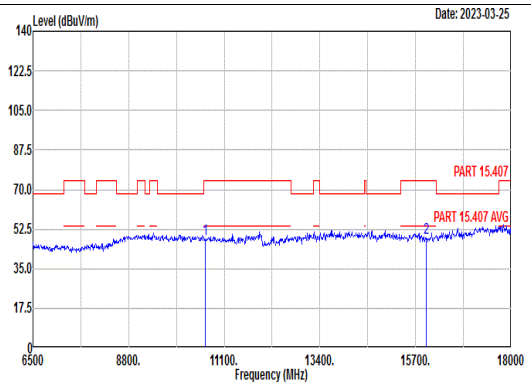 <br><br>Site : 03CH03-SZ<br>Condition: PART 15.407 3m ANT3117_0057 HORIZONTAL<br>Project : 2D0705<br>Mode : 54<br>SN : 32fa7a52<br>Plane : X with accessories<br>: MCS0 Power setting 16<br><br>Freq Level Limit Line Margin Read Level Ant Factor Cable Loss Preamp Factor APos TPos Remark<br>MHz dBuV/m dBuV/m dB dBuV dB/m dB dB cm deg<br>1 10640.00 48.00 74.00 -26.00 50.88 39.72 10.94 53.54 --- --- Peak<br>2 15960.00 48.47 74.00 -25.53 48.57 42.16 12.70 54.96 --- --- Peak | 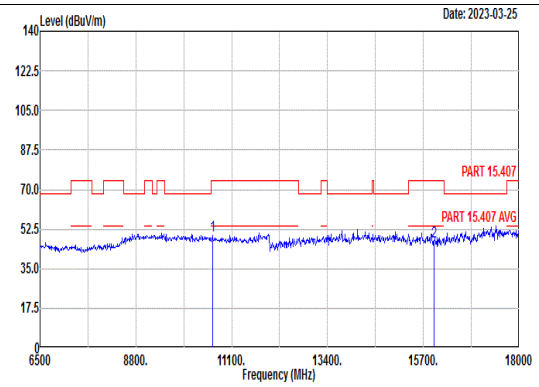 <br><br>Site : 03CH03-SZ<br>Condition: PART 15.407 3m ANT3117_0057 VERTICAL<br>Project : 2D0705<br>Mode : 54<br>SN : 32fa7a52<br>Plane : X with accessories<br>: MCS0 Power setting 16<br><br>Freq Level Limit Line Margin Read Level Ant Factor Cable Loss Preamp Factor APos TPos Remark<br>MHz dBuV/m dBuV/m dB dBuV dB/m dB dB cm deg<br>1 10640.00 49.62 74.00 -24.38 52.50 39.72 10.94 53.54 --- --- Peak<br>2 15960.00 47.02 74.00 -26.98 47.12 42.16 12.70 54.96 --- --- Peak |

| Mode | 55 | |
|---|---|---|
| | Band Edge | |
| | U-NII-2C_5.47-5.725_802.11n HT20_CH100_5500MHz | |
| ANT | 3+10 | |
| Pol. | Horizontal | Fundamental |
| Peak | 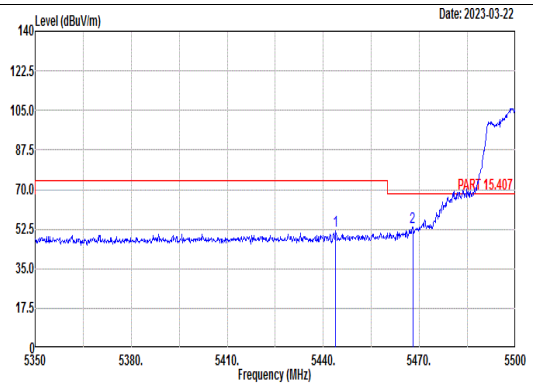 <br>Site : 03CH03-SZ<br>Condition: PART 15.407 3m ANT3117_0057 HORIZONTAL<br>: RBW:1000.000kHz VBW:3000.000kHz<br>Mode : 55<br>Setting : MCS0 Power setting 16<br>Plane : X with accessary<br>: 32fa7a52<br>Freq Level Limit Line Margin (dB) Read Level Ant Factor Cable Loss Preamp Factor APos TPos Remark<br>MHz dBuV/m dBuV/m dBuV dB/m dB dB cm deg<br>1 5443.90 52.00 74.00 -22.00 42.47 34.42 8.43 33.32 100 142 Peak<br>2 5467.90 53.27 68.30 -15.03 43.82 34.41 8.40 33.36 100 142 PEAK | 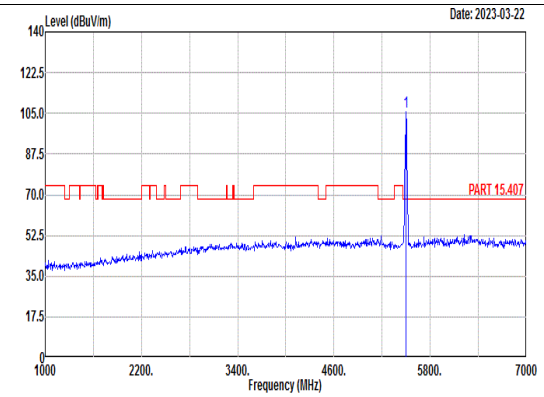 <br>Site : 03CH03-SZ<br>Condition: PART 15.407 3m ANT3117_0057 HORIZONTAL<br>: RBW:1000.000kHz VBW:3000.000kHz<br>Mode : 55<br>Setting : MCS0 Power setting 16<br>Plane : X with accessary<br>: 32fa7a52<br>Freq Level Limit Line Margin (dB) Read Level Ant Factor Cable Loss Preamp Factor APos TPos Remark<br>MHz dBuV/m dBuV/m dBuV dB/m dB dB cm deg<br>1 5500.00 105.52 ------ ------ 96.16 34.40 8.36 33.40 100 142 PEAK |
| Avg | 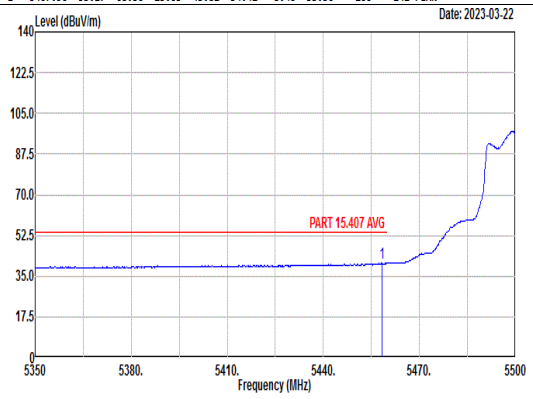 <br>Site : 03CH03-SZ<br>Condition: PART 15.407 AVG 3m ANT3117_0057 HORIZONTAL<br>: RBW:1000.000kHz VBW:0.010kHz<br>Mode : 55<br>Setting : MCS0 Power setting 16<br>Plane : X with accessary<br>: 32fa7a52<br>Freq Level Limit Line Margin (dB) Read Level Ant Factor Cable Loss Preamp Factor APos TPos Remark<br>MHz dBuV/m dBuV/m dBuV dB/m dB dB cm deg<br>1 5458.30 40.57 54.00 -13.43 31.09 34.42 8.41 33.35 100 142 AVERAGE | 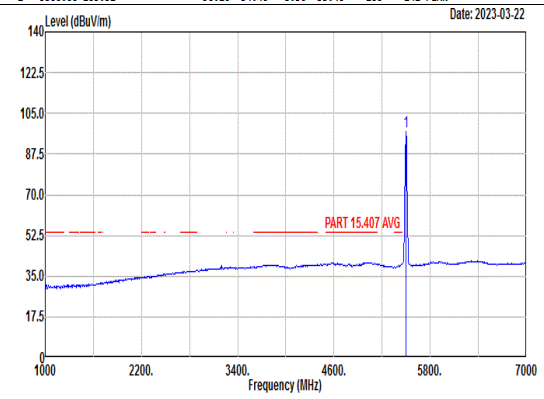 <br>Site : 03CH03-SZ<br>Condition: PART 15.407 AVG 3m ANT3117_0057 HORIZONTAL<br>: RBW:1000.000kHz VBW:0.010kHz<br>Mode : 55<br>Setting : MCS0 Power setting 16<br>Plane : X with accessary<br>: 32fa7a52<br>Freq Level Limit Line Margin (dB) Read Level Ant Factor Cable Loss Preamp Factor APos TPos Remark<br>MHz dBuV/m dBuV/m dBuV dB/m dB dB cm deg<br>1 5500.00 97.37 ------ ------ 88.01 34.40 8.36 33.40 100 142 AVERAGE |

| Mode | 55 | |
|---|---|---|
| | Band Edge | |
| | U-NII-2C_5.47-5.725_802.11n HT20_CH100_5500MHz | |
| ANT | 3+10 | |
| Pol. | Vertical | Fundamental |
| Peak | 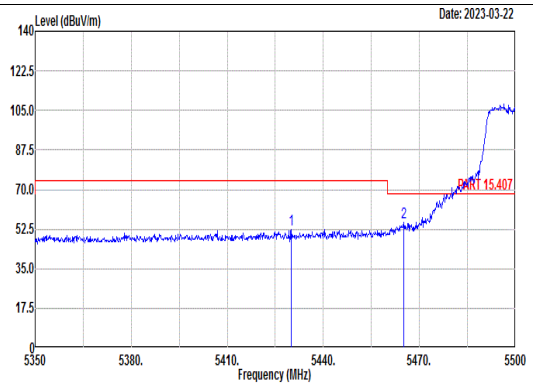 <br>Site : 03CH03-SZ<br>Condition: PART 15.407 3m ANT3117_0057 VERTICAL<br>: RBW:1000.000kHz VBW:3000.000kHz<br>Mode : 55<br>Setting : MCS0 Power setting 16<br>Plane : X with accessary<br>: 32fa7a52<br>Freq Level Limit Line Margin (dB) Read Level Ant Factor Cable Loss Preamp Factor APos TPos Remark<br>MHz dBuV/m dBuV/m dBuV dB/m dB dB cm deg<br>1 5429.95 52.21 74.00 -21.79 42.63 34.43 8.45 33.30 100 165 Peak<br>2 5465.20 55.28 68.30 -13.02 45.83 34.41 8.40 33.36 100 165 PEAK | 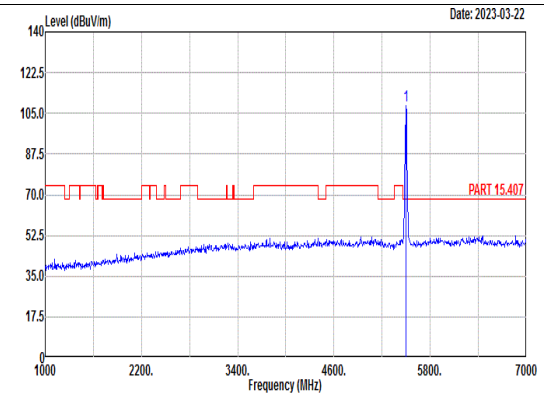 <br>Site : 03CH03-SZ<br>Condition: PART 15.407 3m ANT3117_0057 VERTICAL<br>: RBW:1000.000kHz VBW:3000.000kHz<br>Mode : 55<br>Setting : MCS0 Power setting 16<br>Plane : X with accessary<br>: 32fa7a52<br>Freq Level Limit Line Margin (dB) Read Level Ant Factor Cable Loss Preamp Factor APos TPos Remark<br>MHz dBuV/m dBuV/m dBuV dB/m dB dB cm deg<br>1 5500.00 108.11 ------ ------ 98.75 34.40 8.36 33.40 100 165 PEAK |
| Avg | 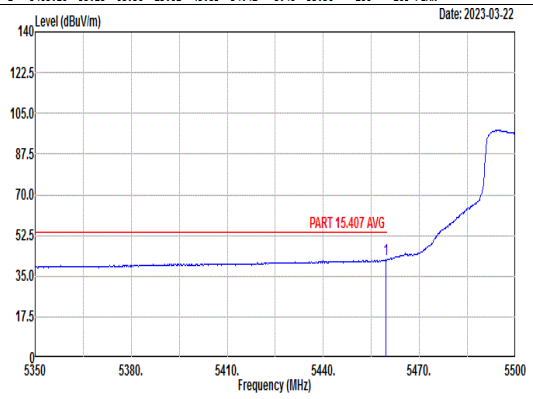 <br>Site : 03CH03-SZ<br>Condition: PART 15.407 AVG 3m ANT3117_0057 VERTICAL<br>: RBW:1000.000kHz VBW:0.010kHz<br>Mode : 55<br>Setting : MCS0 Power setting 16<br>Plane : X with accessary<br>: 32fa7a52<br>Freq Level Limit Line Margin (dB) Read Level Ant Factor Cable Loss Preamp Factor APos TPos Remark<br>MHz dBuV/m dBuV/m dBuV dB/m dB dB cm deg<br>1 5459.50 42.22 54.00 -11.78 32.74 34.42 8.41 33.35 100 165 AVERAGE | 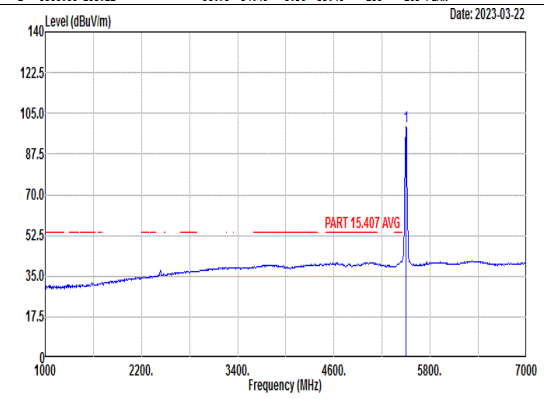 <br>Site : 03CH03-SZ<br>Condition: PART 15.407 AVG 3m ANT3117_0057 VERTICAL<br>: RBW:1000.000kHz VBW:0.010kHz<br>Mode : 55<br>Setting : MCS0 Power setting 16<br>Plane : X with accessary<br>: 32fa7a52<br>Freq Level Limit Line Margin (dB) Read Level Ant Factor Cable Loss Preamp Factor APos TPos Remark<br>MHz dBuV/m dBuV/m dBuV dB/m dB dB cm deg<br>1 5500.00 99.21 ------ ------ 89.85 34.40 8.36 33.40 100 165 AVERAGE |

| Mode | 55 | |
|---|---|---|
| | Harmonic | |
| | U-NII-2C_5.47-5.725_802.11n HT20_CH100_5500MHz | |
| ANT | 3+10 | |
| Pol. | Horizontal | Vertical |
| Peak<br>Avg | 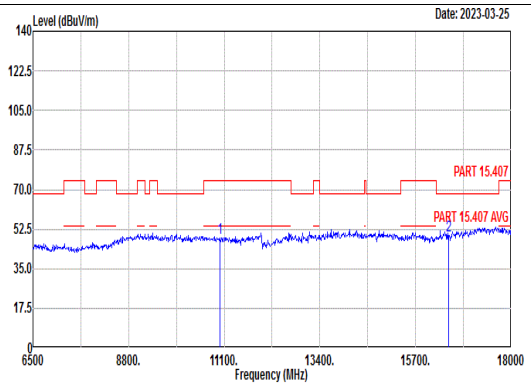 <br><br>Site : 03CH03-SZ<br>Condition: PART 15.407 3m ANT3117_0057 HORIZONTAL<br>Project : 2D0705<br>Mode : 55<br>SN : 32fa7a52<br>Plane : X with accessories<br>: MCS0 Power setting 16<br><br>Freq Level Limit Line Margin Read Level Ant Factor Cable Loss Preamp Factor APos TPos Remark<br>MHz dBuV/m dBuV/m dB dBuV dB/m dB dB cm deg<br>1 11000.00 48.36 74.00 -25.64 51.65 39.50 11.21 54.00 --- --- Peak<br>2 16500.00 49.50 68.30 -18.80 47.68 42.50 12.91 53.59 --- --- Peak | 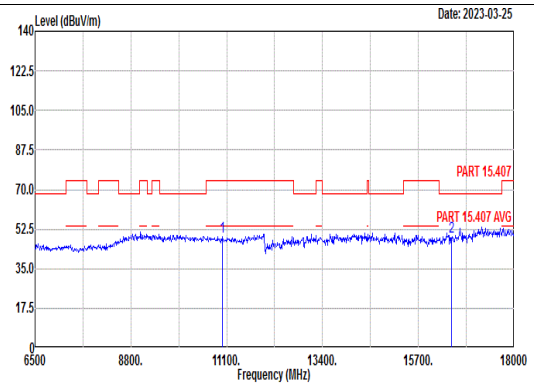 <br><br>Site : 03CH03-SZ<br>Condition: PART 15.407 3m ANT3117_0057 VERTICAL<br>Project : 2D0705<br>Mode : 55<br>SN : 32fa7a52<br>Plane : X with accessories<br>: MCS0 Power setting 16<br><br>Freq Level Limit Line Margin Read Level Ant Factor Cable Loss Preamp Factor APos TPos Remark<br>MHz dBuV/m dBuV/m dB dBuV dB/m dB dB cm deg<br>1 11000.00 49.23 74.00 -24.77 52.52 39.50 11.21 54.00 --- --- Peak<br>2 16500.00 49.38 68.30 -18.92 47.56 42.50 12.91 53.59 --- --- Peak |

| Mode | 56 | |
|---|---|---|
| | Harmonic | |
| | U-NII-2C_5.47-5.725_802.11n HT20_CH116_5580MHz | |
| ANT | 3+10 | |
| Pol. | Horizontal | Vertical |
| Peak<br>Avg | 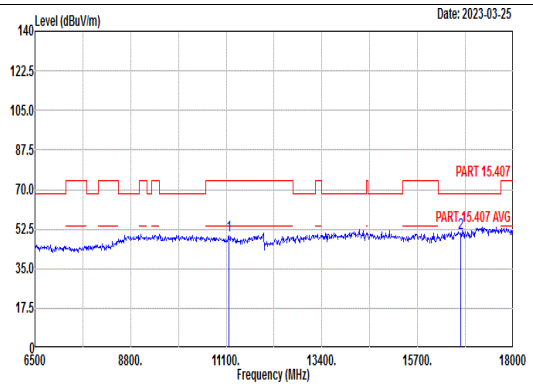 <br><br>Site : 03CH03-SZ<br>Condition: PART 15.407 3m ANT3117_0057 HORIZONTAL<br>Project : 2D0705<br>Mode : 56<br>SN : 32fa7a52<br>Plane : X with accessories<br>: MCS0 Power setting 16<br><br>Freq Level Limit Line Margin Read Level Ant Factor Cable Loss Preamp Factor APos TPos Remark<br>MHz dBuV/m dBuV/m dB dBuV dB/m dB dB cm deg<br>1 11160.00 49.44 74.00 -24.56 52.58 39.47 11.29 53.90 --- --- Peak<br>2 16740.00 50.57 68.30 -17.73 48.03 42.45 13.01 52.92 --- --- Peak | 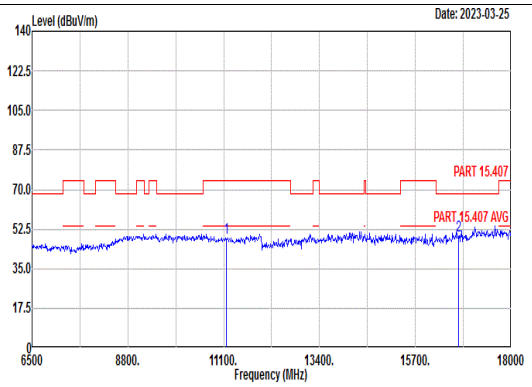 <br><br>Site : 03CH03-SZ<br>Condition: PART 15.407 3m ANT3117_0057 VERTICAL<br>Project : 2D0705<br>Mode : 56<br>SN : 32fa7a52<br>Plane : X with accessories<br>: MCS0 Power setting 16<br><br>Freq Level Limit Line Margin Read Level Ant Factor Cable Loss Preamp Factor APos TPos Remark<br>MHz dBuV/m dBuV/m dB dBuV dB/m dB dB cm deg<br>1 11160.00 48.34 74.00 -25.66 51.48 39.47 11.29 53.90 --- --- Peak<br>2 16740.00 49.77 68.30 -18.53 47.23 42.45 13.01 52.92 --- --- Peak |

| Mode | 57 | |
|---|---|---|
| | Band Edge | |
| | U-NII-2C_5.47-5.725_802.11n HT20_CH140_5700MHz | |
| ANT | 3+10 | |
| Pol. | Horizontal | Fundamental |
| Peak | 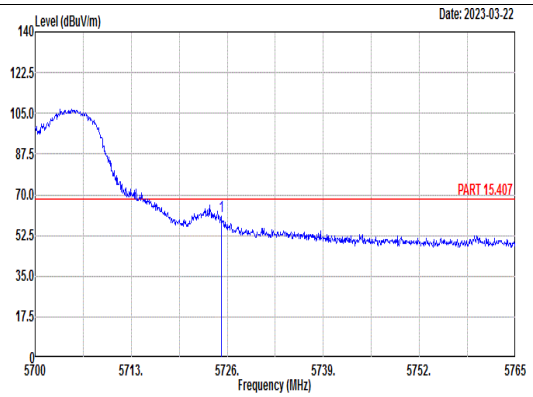 <br>Site : 03CH03-SZ Margin<br>Condition: PART 15.407 3m ANT3117_0057 HORIZONTAL<br>: RBW:1000.000kHz VBW:3000.000kHz<br>Mode : 57<br>Setting : MCS0 Power setting 16<br>Plane : X with accessary<br>: 32fa7a52<br>1 5725.16 60.77 68.30 -7.53 50.56 34.90 8.67 33.36 100 51 PEAK | 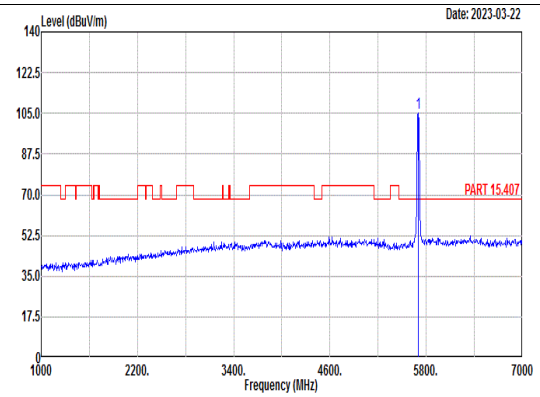 <br>Site : 03CH03-SZ<br>Condition: PART 15.407 3m ANT3117_0057 HORIZONTAL<br>: RBW:1000.000kHz VBW:3000.000kHz<br>Mode : 57<br>Setting : MCS0 Power setting 16<br>Plane : X with accessary<br>: 32fa7a52<br>1 5700.00 105.13 ------ ------ 95.04 34.85 8.60 33.36 100 51 PEAK |
| Avg | Blank | 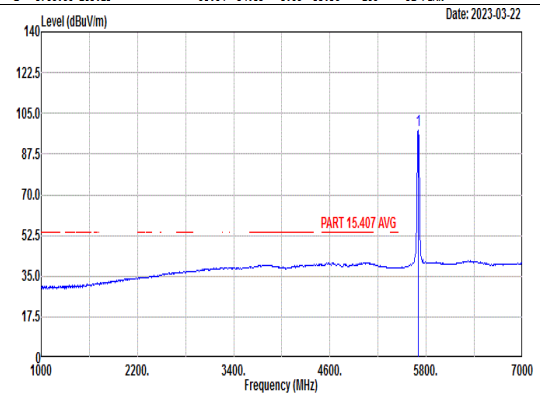 <br>Site : 03CH03-SZ<br>Condition: PART 15.407 AVG 3m ANT3117_0057 HORIZONTAL<br>: RBW:1000.000kHz VBW:0.010kHz<br>Mode : 57<br>Setting : MCS0 Power setting 16<br>Plane : X with accessary<br>: 32fa7a52<br>1 5700.00 97.56 ------ ------ 87.51 34.84 8.57 33.36 100 51 AVERAGE |

| Mode | 57 | |
|---|---|---|
| | Band Edge | |
| | U-NII-2C_5.47-5.725_802.11n HT20_CH140_5700MHz | |
| ANT | 3+10 | |
| Pol. | Vertical | Fundamental |
| Peak | 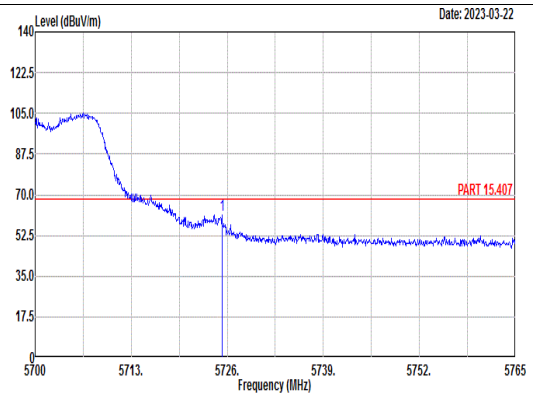 <br>Site : 03CH03-SZ<br>Condition: PART 15.407 3m ANT3117_0057 VERTICAL<br>: RBW:1000.000kHz VBW:3000.000kHz<br>Mode : 57<br>Setting : MCS0 Power setting 16<br>Plane : X with accessary<br>: 32fa7a52<br>Freq Level Limit Line Margin (dB) Read Level Ant Factor Cable Loss Preamp Factor APos TPos Remark<br>MHz dBuV/m dBuV/m dBuV dB/m dB dB cm deg<br>1 5725.29 61.11 68.30 -7.19 50.89 34.90 8.68 33.36 100 346 PEAK | 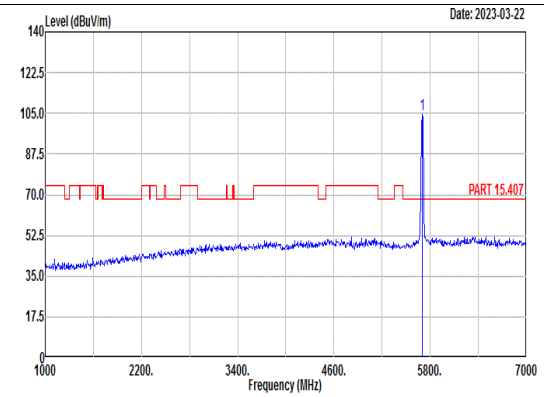 <br>Site : 03CH03-SZ<br>Condition: PART 15.407 3m ANT3117_0057 VERTICAL<br>: RBW:1000.000kHz VBW:3000.000kHz<br>Mode : 57<br>Setting : MCS0 Power setting 16<br>Plane : X with accessary<br>: 32fa7a52<br>Freq Level Limit Line Margin (dB) Read Level Ant Factor Cable Loss Preamp Factor APos TPos Remark<br>MHz dBuV/m dBuV/m dBuV dB/m dB dB cm deg<br>1 5700.00 104.41 ------ ------ 94.36 34.84 8.57 33.36 100 346 PEAK |
| Avg | Blank | 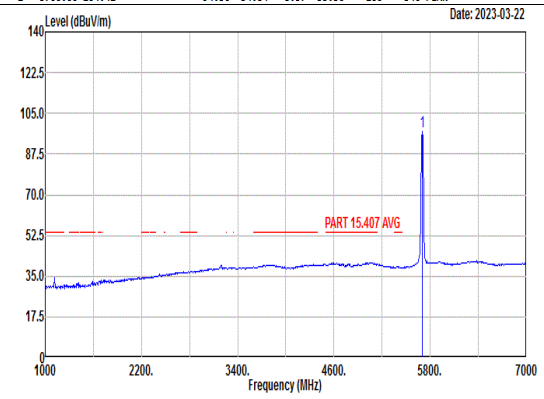 <br>Site : 03CH03-SZ<br>Condition: PART 15.407 AVG 3m ANT3117_0057 VERTICAL<br>: RBW:1000.000kHz VBW:0.010kHz<br>Mode : 57<br>Setting : MCS0 Power setting 16<br>Plane : X with accessary<br>: 32fa7a52<br>Freq Level Limit Line Margin (dB) Read Level Ant Factor Cable Loss Preamp Factor APos TPos Remark<br>MHz dBuV/m dBuV/m dBuV dB/m dB dB cm deg<br>1 5700.00 97.25 ------ ------ 87.20 34.84 8.57 33.36 100 346 AVERAGE |

| Mode | 57 | |
|---|---|---|
| | Harmonic | |
| | U-NII-2C_5.47-5.725_802.11n HT20_CH140_5700MHz | |
| ANT | 3+10 | |
| Pol. | Horizontal | Vertical |
| Peak<br>Avg | 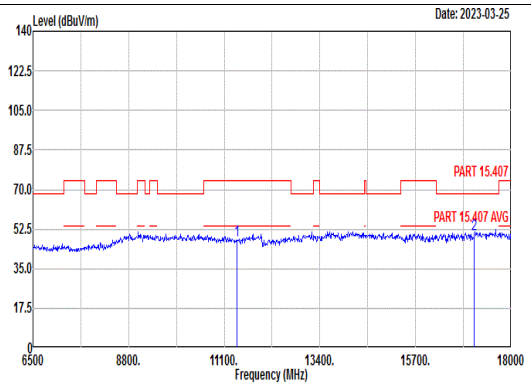 <br><br>Site : 03CH03-SZ<br>Condition: PART 15.407 3m ANT3117_0057 HORIZONTAL<br>Project : 2D0705<br>Mode : 57<br>SN : 32fa7a52<br>Plane : X with accessories<br>: MCS0 Power setting 16<br><br>Freq Level Limit Line Margin Read Level Ant Factor Cable Loss Preamp Factor APos TPos Remark<br>MHz dBuV/m dBuV/m dB dBuV dB/m dB dB cm deg<br>1 11400.00 47.61 74.00 -26.39 50.54 39.42 11.41 53.76 --- --- Peak<br>2 17100.00 50.15 68.30 -18.15 46.90 42.38 13.14 52.27 --- --- Peak | 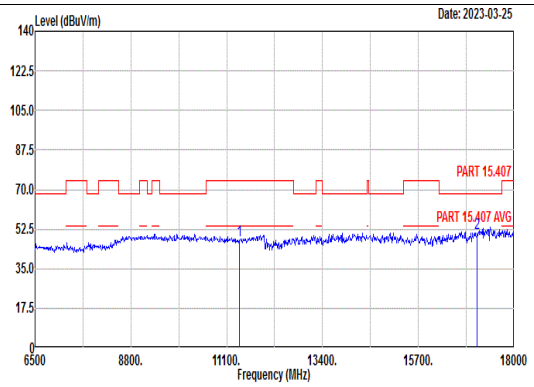 <br><br>Site : 03CH03-SZ<br>Condition: PART 15.407 3m ANT3117_0057 VERTICAL<br>Project : 2D0705<br>Mode : 57<br>SN : 32fa7a52<br>Plane : X with accessories<br>: MCS0 Power setting 16<br><br>Freq Level Limit Line Margin Read Level Ant Factor Cable Loss Preamp Factor APos TPos Remark<br>MHz dBuV/m dBuV/m dB dBuV dB/m dB dB cm deg<br>1 11400.00 47.48 74.00 -26.52 50.41 39.42 11.41 53.76 --- --- Peak<br>2 17100.00 50.57 68.30 -17.73 47.32 42.38 13.14 52.27 --- --- Peak |

| Mode | 58 | |
|---|---|---|
| | Band Edge - L | |
| | U-NII-1_5.15-5.25_802.11n HT40_CH38_5190MHz | |
| ANT | 3+10 | |
| Pol. | Horizontal | Fundamental |
| Peak | 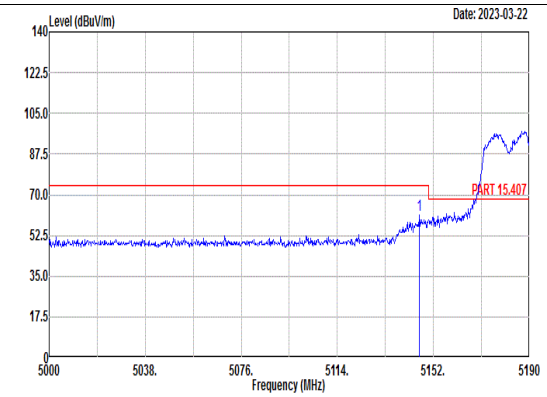 <br>Site : 03CH03-SZ<br>Condition: PART 15.407 3m ANT3117_0057 HORIZONTAL<br>: RBW:1000.000kHz VBW:3000.000kHz<br>Mode : 58<br>Setting : MCS0 Power setting 15<br>Plane : X with accessary<br>: 32fa7a52<br>Freq Level Limit Line Margin (dB) Read Level Ant Factor Cable Loss Preamp Factor APos TPos Remark<br>MHz dBuV/m dBuV/m dBuV dB/m dB dB cm deg<br>1 5146.49 61.02 74.00 -12.98 51.40 34.54 7.92 32.84 400 319 PEAK | 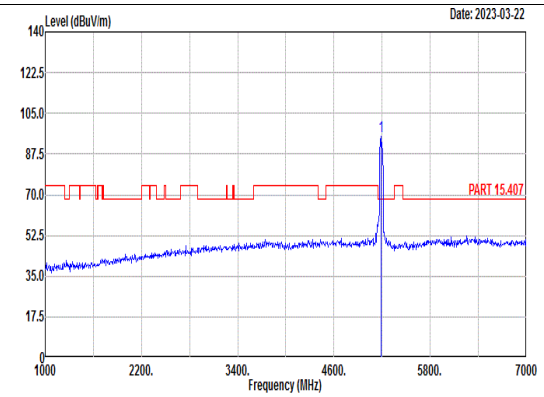 <br>Site : 03CH03-SZ<br>Condition: PART 15.407 3m ANT3117_0057 HORIZONTAL<br>: RBW:1000.000kHz VBW:3000.000kHz<br>Mode : 58<br>Setting : MCS0 Power setting 15<br>Plane : X with accessary<br>: 32fa7a52<br>Freq Level Limit Line Margin (dB) Read Level Ant Factor Cable Loss Preamp Factor APos TPos Remark<br>MHz dBuV/m dBuV/m dBuV dB/m dB dB cm deg<br>1 5190.00 94.90 ------ ------ 85.35 34.52 7.94 32.91 400 319 PEAK |
| Avg | 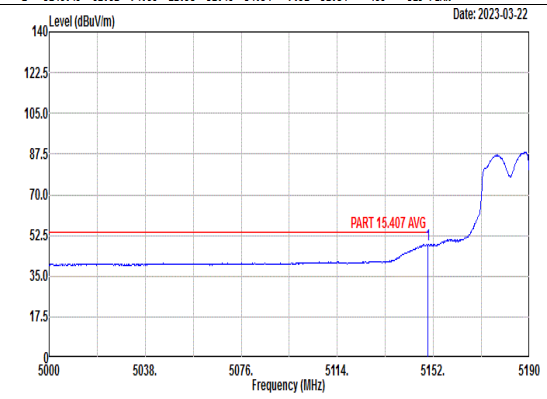 <br>Site : 03CH03-SZ<br>Condition: PART 15.407 AVG 3m ANT3117_0057 HORIZONTAL<br>: RBW:1000.000kHz VBW:0.010kHz<br>Mode : 58<br>Setting : MCS0 Power setting 15<br>Plane : X with accessary<br>: 32fa7a52<br>Freq Level Limit Line Margin (dB) Read Level Ant Factor Cable Loss Preamp Factor APos TPos Remark<br>MHz dBuV/m dBuV/m dBuV dB/m dB dB cm deg<br>1 5149.91 48.69 54.00 -5.31 39.08 34.54 7.92 32.85 400 319 AVERAGE | 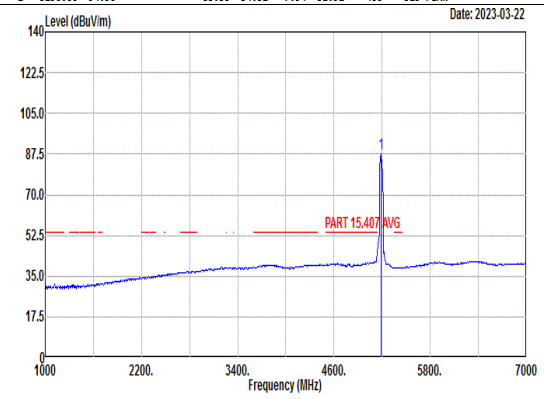 <br>Site : 03CH03-SZ<br>Condition: PART 15.407 AVG 3m ANT3117_0057 HORIZONTAL<br>: RBW:1000.000kHz VBW:0.010kHz<br>Mode : 58<br>Setting : MCS0 Power setting 15<br>Plane : X with accessary<br>: 32fa7a52<br>Freq Level Limit Line Margin (dB) Read Level Ant Factor Cable Loss Preamp Factor APos TPos Remark<br>MHz dBuV/m dBuV/m dBuV dB/m dB dB cm deg<br>1 5190.00 87.89 ------ ------ 78.34 34.52 7.94 32.91 400 319 AVERAGE |

| Mode | 58 | |
|---|---|---|
| | Band Edge - R | |
| | U-NII-1_5.15-5.25_802.11n HT40_CH38_5190MHz | |
| ANT | 3+10 | |
| Pol. | Horizontal | Fundamental |
| Peak | 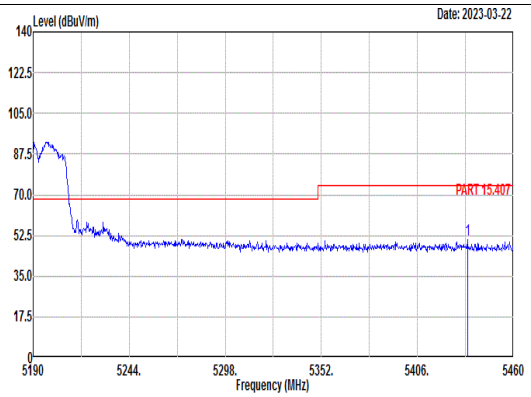 <br>Site : 03CH03-SZ<br>Condition: PART 15.407 3m ANT3117_0057 HORIZONTAL<br>: RBW:1000.000kHz VBW:3000.000kHz<br>Mode : 58<br>Setting : MCS0 Power setting 15<br>Plane : X with accessary<br>: 32fa7a52<br><br>Freq Level Limit Line Margin (dB) Read Level Ant Factor Cable Loss Preamp Factor APos TPos Remark<br>MHz dBuV/m dBuV/m dBuV dB/m dB dB cm deg<br>1 5434.08 50.91 74.00 -23.09 41.35 34.43 8.44 33.31 400 319 PEAK | Blank |
| Avg | 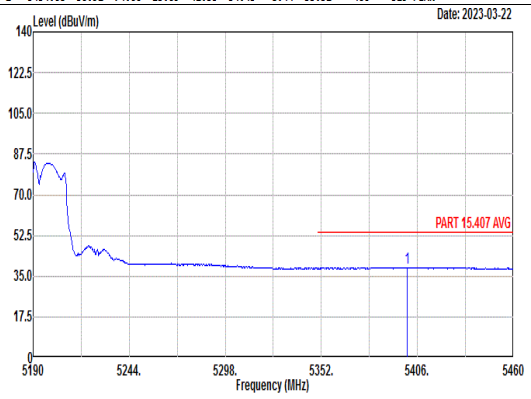 <br>Site : 03CH03-SZ<br>Condition: PART 15.407 AVG 3m ANT3117_0057 HORIZONTAL<br>: RBW:1000.000kHz VBW:0.010kHz<br>Mode : 58<br>Setting : MCS0 Power setting 15<br>Plane : X with accessary<br>: 32fa7a52<br><br>Freq Level Limit Line Margin (dB) Read Level Ant Factor Cable Loss Preamp Factor APos TPos Remark<br>MHz dBuV/m dBuV/m dBuV dB/m dB dB cm deg<br>1 5400.33 38.80 54.00 -15.20 29.15 34.44 8.46 33.25 400 319 AVERAGE | Blank |

| Mode | 58 | |
|---|---|---|
| | Band Edge - L | |
| | U-NII-1_5.15-5.25_802.11n HT40_CH38_5190MHz | |
| ANT | 3+10 | |
| Pol. | Vertical | Fundamental |
| Peak | 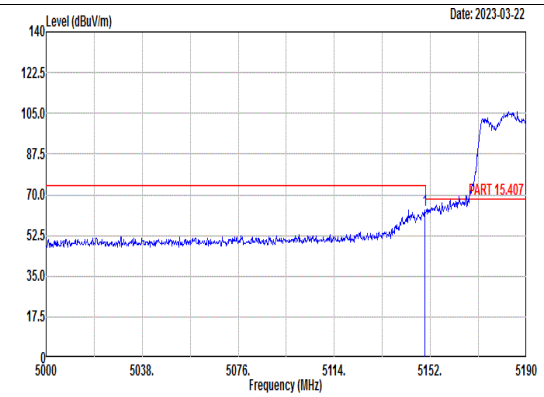 <br>Site : 03CH03-SZ<br>Condition: PART 15.407 3m ANT3117_0057 VERTICAL<br>: RBW:1000.000kHz VBW:3000.000kHz<br>Mode : 58<br>Setting : MCS0 Power setting 15<br>Plane : X with accessary<br>: 32fa7a52<br>Freq Level Limit Line Margin (dB) Read Level Ant Factor Cable Loss Preamp Factor APos TPos Remark<br>MHz dBuV/m dBuV/m dBuV dB/m dB dB cm deg<br>1 5149.91 63.39 74.00 -10.61 53.78 34.54 7.92 32.85 130 157 PEAK | 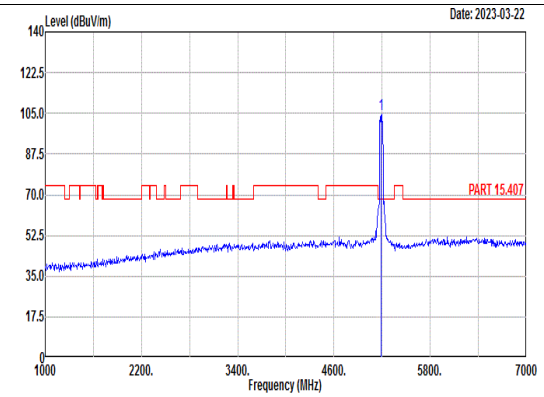 <br>Site : 03CH03-SZ<br>Condition: PART 15.407 3m ANT3117_0057 VERTICAL<br>: RBW:1000.000kHz VBW:3000.000kHz<br>Mode : 58<br>Setting : MCS0 Power setting 15<br>Plane : X with accessary<br>: 32fa7a52<br>Freq Level Limit Line Margin (dB) Read Level Ant Factor Cable Loss Preamp Factor APos TPos Remark<br>MHz dBuV/m dBuV/m dBuV dB/m dB dB cm deg<br>1 5190.00 104.84 ------ ------ 95.29 34.52 7.95 32.92 130 157 PEAK |
| Avg | 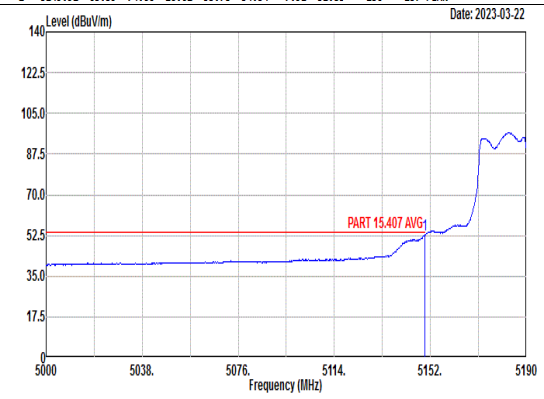 <br>Site : 03CH03-SZ<br>Condition: PART 15.407 AVG 3m ANT3117_0057 VERTICAL<br>: RBW:1000.000kHz VBW:0.010kHz<br>Mode : 58<br>Setting : MCS0 Power setting 15<br>Plane : X with accessary<br>: 32fa7a52<br>Freq Level Limit Line Margin (dB) Read Level Ant Factor Cable Loss Preamp Factor APos TPos Remark<br>MHz dBuV/m dBuV/m dBuV dB/m dB dB cm deg<br>1 5149.91 53.06 54.00 -0.94 43.45 34.54 7.92 32.85 130 157 AVERAGE | 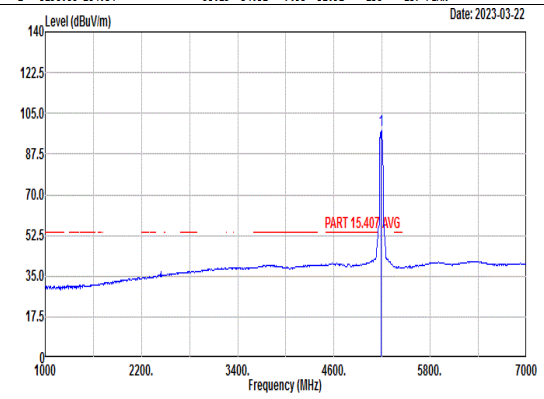 <br>Site : 03CH03-SZ<br>Condition: PART 15.407 AVG 3m ANT3117_0057 VERTICAL<br>: RBW:1000.000kHz VBW:0.010kHz<br>Mode : 58<br>Setting : MCS0 Power setting 15<br>Plane : X with accessary<br>: 32fa7a52<br>Freq Level Limit Line Margin (dB) Read Level Ant Factor Cable Loss Preamp Factor APos TPos Remark<br>MHz dBuV/m dBuV/m dBuV dB/m dB dB cm deg<br>1 5190.00 97.77 ------ ------ 88.22 34.52 7.95 32.92 130 157 AVERAGE |

| Mode | 58 | |
|---|---|---|
| | Band Edge - R | |
| | U-NII-1_5.15-5.25_802.11n HT40_CH38_5190MHz | |
| ANT | 3+10 | |
| Pol. | Vertical | Fundamental |
| Peak | 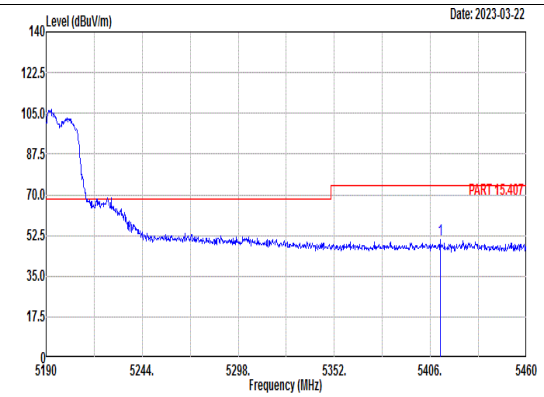 <br>Site : 03CH03-SZ<br>Condition: PART 15.407 3m ANT3117_0057 VERTICAL<br>: RBW:1000.000kHz VBW:3000.000kHz<br>Mode : 58<br>Setting : MCS0 Power setting 15<br>Plane : X with accessary<br>: 32fa7a52<br><br>Freq Level Limit Line Margin (dB) Read Level Ant Factor Cable Loss Preamp Factor APos TPos Remark<br>MHz dBuV/m dBuV/m dBuV dB/m dB dB cm deg<br>1 5411.40 50.82 74.00 -23.18 41.18 34.44 8.47 33.27 130 157 PEAK | Blank |
| Avg | 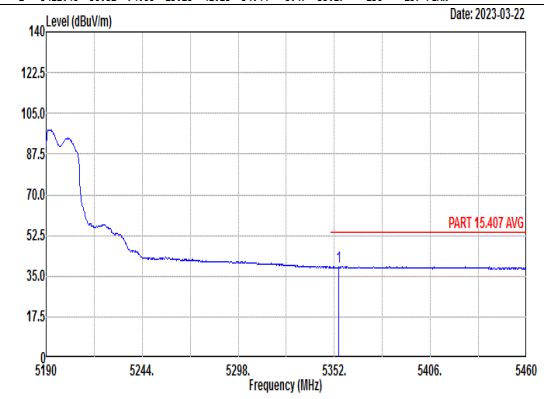 <br>Site : 03CH03-SZ<br>Condition: PART 15.407 AVG 3m ANT3117_0057 VERTICAL<br>: RBW:1000.000kHz VBW:0.010kHz<br>Mode : 58<br>Setting : MCS0 Power setting 15<br>Plane : X with accessary<br>: 32fa7a52<br><br>Freq Level Limit Line Margin (dB) Read Level Ant Factor Cable Loss Preamp Factor APos TPos Remark<br>MHz dBuV/m dBuV/m dBuV dB/m dB dB cm deg<br>1 5354.43 39.25 54.00 -14.75 29.63 34.46 8.34 33.18 130 157 AVERAGE | Blank |

| Mode | 58 | |
|---|---|---|
| | Harmonic | |
| | U-NII-1_5.15-5.25_802.11n HT40_CH38_5190MHz | |
| ANT | 3+10 | |
| Pol. | Horizontal | Vertical |
| Peak<br>Avg | 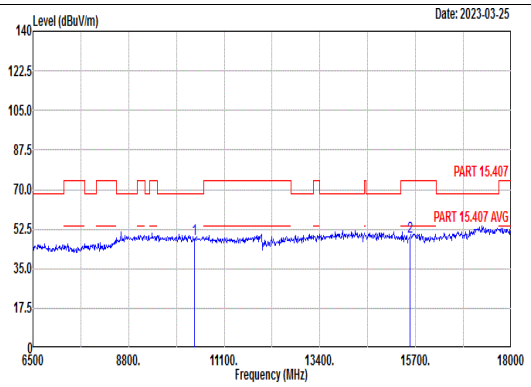 <br><br>Site : 03CH03-SZ<br>Condition: PART 15.407 3m ANT3117_0057 HORIZONTAL<br>Project : 2D0705<br>Mode : 58<br>SN : 32fa7a52<br>Plane : X with accessories<br>: MCS0 Power setting 15<br><br>Freq Level Limit Line Margin Read Level Ant Factor Cable Loss Preamp Factor APos TPos Remark<br>MHz dBuV/m dBuV/m dB dBuV dB/m dB dB cm deg<br>1 10380.00 48.33 68.30 -19.97 51.06 39.73 10.74 53.20 --- --- Peak<br>2 15570.00 49.10 74.00 -24.90 49.05 41.77 12.72 54.44 --- --- Peak | 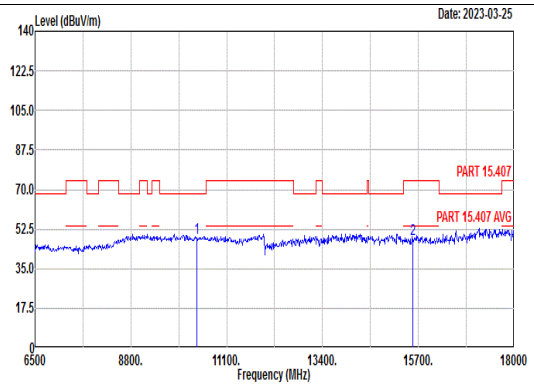 <br><br>Site : 03CH03-SZ<br>Condition: PART 15.407 3m ANT3117_0057 VERTICAL<br>Project : 2D0705<br>Mode : 58<br>SN : 32fa7a52<br>Plane : X with accessories<br>: MCS0 Power setting 15<br><br>Freq Level Limit Line Margin Read Level Ant Factor Cable Loss Preamp Factor APos TPos Remark<br>MHz dBuV/m dBuV/m dB dBuV dB/m dB dB cm deg<br>1 10380.00 48.80 68.30 -19.50 51.53 39.73 10.74 53.20 --- --- Peak<br>2 15570.00 48.26 74.00 -25.74 48.21 41.77 12.72 54.44 --- --- Peak |

| Mode | 59 | |
|---|---|---|
| | Band Edge - L | |
| | U-NII-1_5.15-5.25_802.11n HT40_CH46_5230MHz | |
| ANT | 3+10 | |
| Pol. | Horizontal | Fundamental |
| Peak | 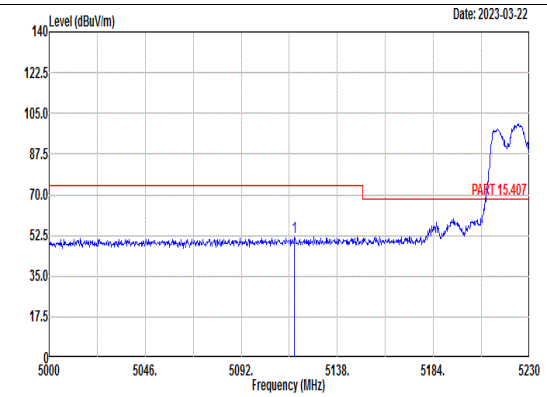 <br>Site : 03CH03-SZ<br>Condition: PART 15.407 3m ANT3117_0057 HORIZONTAL<br>: RBW:1000.000kHz VBW:3000.000kHz<br>Mode : 59<br>Setting : MCS0 Power setting 15<br>Plane : X with accessary<br>: 32fa7a52<br>Freq Level Limit Line Margin (dB) Read Level Ant Factor Cable Loss Preamp Factor APos TPos Remark<br>MHz dBuV/m dBuV/m dBuV dB/m dB dB cm deg<br>1 5117.53 52.04 74.00 -21.96 42.38 34.55 7.90 32.79 200 24 PEAK | 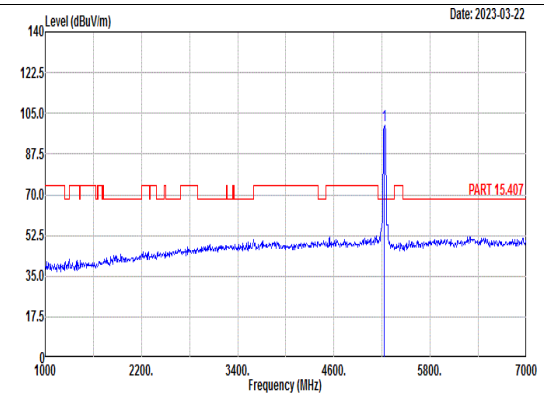 <br>Site : 03CH03-SZ<br>Condition: PART 15.407 3m ANT3117_0057 HORIZONTAL<br>: RBW:1000.000kHz VBW:3000.000kHz<br>Mode : 59<br>Setting : MCS0 Power setting 15<br>Plane : X with accessary<br>: 32fa7a52<br>Freq Level Limit Line Margin (dB) Read Level Ant Factor Cable Loss Preamp Factor APos TPos Remark<br>MHz dBuV/m dBuV/m dBuV dB/m dB dB cm deg<br>1 5230.00 99.78 ------ ------ 90.24 34.51 8.02 32.99 200 24 PEAK |
| Avg | 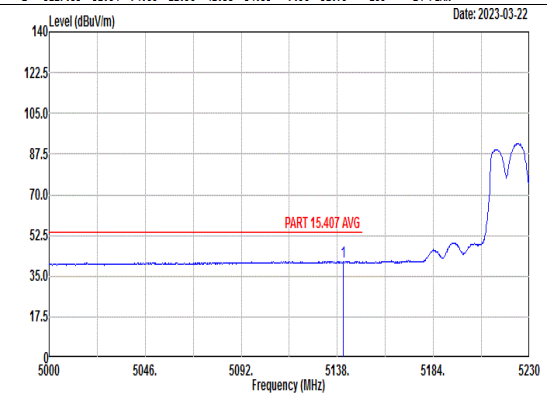 <br>Site : 03CH03-SZ<br>Condition: PART 15.407 AVG 3m ANT3117_0057 HORIZONTAL<br>: RBW:1000.000kHz VBW:0.010kHz<br>Mode : 59<br>Setting : MCS0 Power setting 15<br>Plane : X with accessary<br>: 32fa7a52<br>Freq Level Limit Line Margin (dB) Read Level Ant Factor Cable Loss Preamp Factor APos TPos Remark<br>MHz dBuV/m dBuV/m dBuV dB/m dB dB cm deg<br>1 5140.99 41.26 54.00 -12.74 31.64 34.54 7.91 32.83 200 24 AVERAGE | 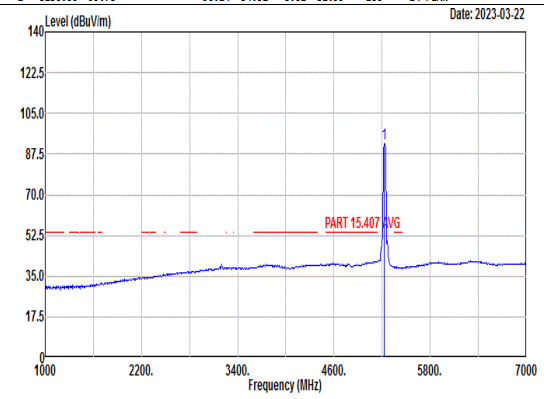 <br>Site : 03CH03-SZ<br>Condition: PART 15.407 AVG 3m ANT3117_0057 HORIZONTAL<br>: RBW:1000.000kHz VBW:0.010kHz<br>Mode : 59<br>Setting : MCS0 Power setting 15<br>Plane : X with accessary<br>: 32fa7a52<br>Freq Level Limit Line Margin (dB) Read Level Ant Factor Cable Loss Preamp Factor APos TPos Remark<br>MHz dBuV/m dBuV/m dBuV dB/m dB dB cm deg<br>1 5230.00 91.79 ------ ------ 82.25 34.51 8.02 32.99 200 24 AVERAGE |

| Mode | 59 | |
|---|---|---|
| | Band Edge - R | |
| | U-NII-1_5.15-5.25_802.11n HT40_CH46_5230MHz | |
| ANT | 3+10 | |
| Pol. | Horizontal | Fundamental |
| Peak | 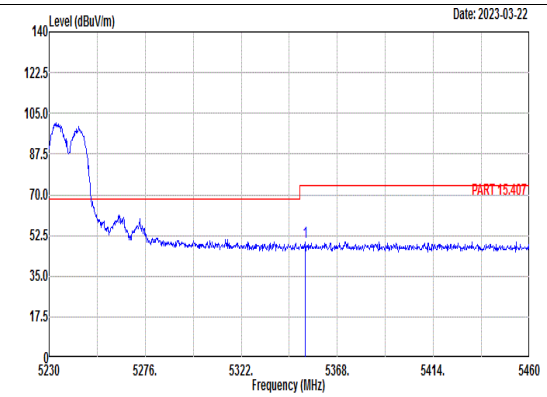 <br>Site : 03CH03-SZ<br>Condition: PART 15.407 3m ANT3117_0057 HORIZONTAL<br>: RBW:1000.000kHz VBW:3000.000kHz<br>Mode : 59<br>Setting : MCS0 Power setting 15<br>Plane : X with accessary<br>: 32fa7a52<br><br>Freq Level Limit Line Margin (dB) Read Level Ant Factor Cable Loss Preamp Factor APos TPos Remark<br>MHz dBuV/m dBuV/m dBuV dB/m dB dB cm deg<br>1 5352.59 49.80 74.00 -24.20 40.18 34.46 8.33 33.17 200 24 PEAK | Blank |
| Avg | 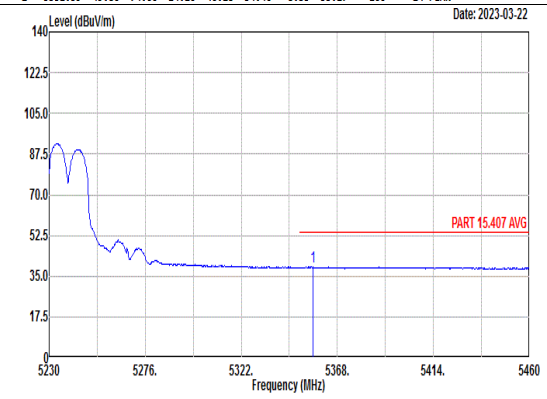 <br>Site : 03CH03-SZ<br>Condition: PART 15.407 AVG 3m ANT3117_0057 HORIZONTAL<br>: RBW:1000.000kHz VBW:0.010kHz<br>Mode : 59<br>Setting : MCS0 Power setting 15<br>Plane : X with accessary<br>: 32fa7a52<br><br>Freq Level Limit Line Margin (dB) Read Level Ant Factor Cable Loss Preamp Factor APos TPos Remark<br>MHz dBuV/m dBuV/m dBuV dB/m dB dB cm deg<br>1 5356.27 38.98 54.00 -15.02 29.36 34.46 8.34 33.18 200 24 AVERAGE | Blank |

| Mode | 59 | |
|---|---|---|
| | Band Edge - L | |
| | U-NII-1_5.15-5.25_802.11n HT40_CH46_5230MHz | |
| ANT | 3+10 | |
| Pol. | Vertical | Fundamental |
| Peak | 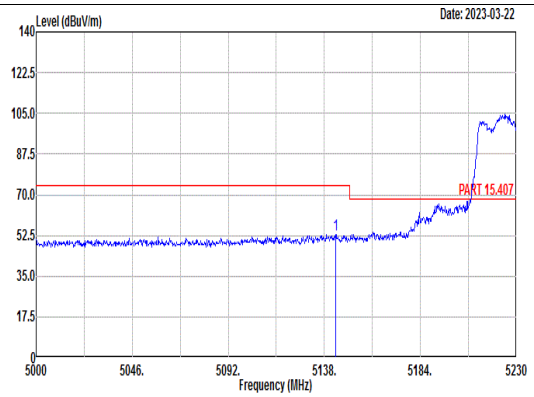 <br>Site : 03CH03-SZ<br>Condition: PART 15.407 3m ANT3117_0057 VERTICAL<br>: RBW:1000.000kHz VBW:3000.000kHz<br>Mode : 59<br>Setting : MCS0 Power setting 15<br>Plane : X with accessary<br>: 32fa7a52<br>Freq Level Limit Line Margin (dB) Read Level Ant Factor Cable Loss Preamp Factor APos TPos Remark<br>MHz dBuV/m dBuV/m dBuV dB/m dB dB cm deg<br>1 5143.52 52.78 74.00 -21.22 43.17 34.54 7.91 32.84 100 149 PEAK | 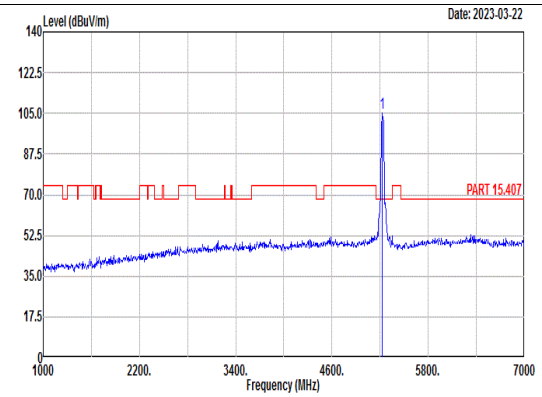 <br>Site : 03CH03-SZ<br>Condition: PART 15.407 3m ANT3117_0057 VERTICAL<br>: RBW:1000.000kHz VBW:3000.000kHz<br>Mode : 59<br>Setting : MCS0 Power setting 15<br>Plane : X with accessary<br>: 32fa7a52<br>Freq Level Limit Line Margin (dB) Read Level Ant Factor Cable Loss Preamp Factor APos TPos Remark<br>MHz dBuV/m dBuV/m dBuV dB/m dB dB cm deg<br>1 5230.00 105.26 ------ ------ 95.72 34.51 8.01 32.98 100 149 PEAK |
| Avg | 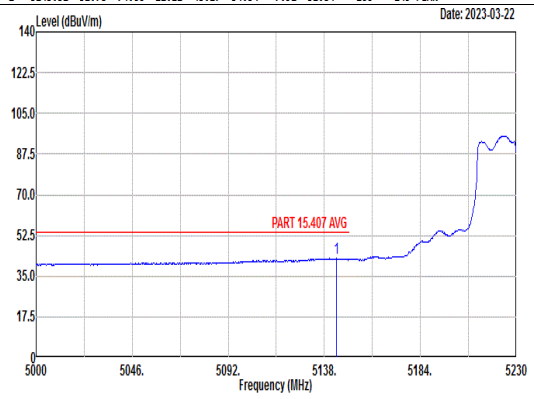 <br>Site : 03CH03-SZ<br>Condition: PART 15.407 AVG 3m ANT3117_0057 VERTICAL<br>: RBW:1000.000kHz VBW:0.010kHz<br>Mode : 59<br>Setting : MCS0 Power setting 15<br>Plane : X with accessary<br>: 32fa7a52<br>Freq Level Limit Line Margin (dB) Read Level Ant Factor Cable Loss Preamp Factor APos TPos Remark<br>MHz dBuV/m dBuV/m dBuV dB/m dB dB cm deg<br>1 5143.98 42.67 54.00 -11.33 33.06 34.54 7.91 32.84 100 149 AVERAGE | 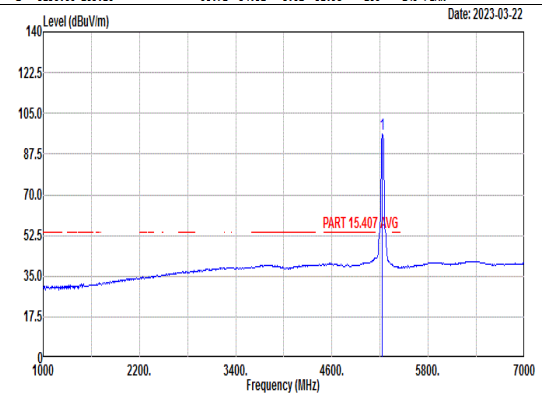 <br>Site : 03CH03-SZ<br>Condition: PART 15.407 AVG 3m ANT3117_0057 VERTICAL<br>: RBW:1000.000kHz VBW:0.010kHz<br>Mode : 59<br>Setting : MCS0 Power setting 15<br>Plane : X with accessary<br>: 32fa7a52<br>Freq Level Limit Line Margin (dB) Read Level Ant Factor Cable Loss Preamp Factor APos TPos Remark<br>MHz dBuV/m dBuV/m dBuV dB/m dB dB cm deg<br>1 5230.00 96.14 ------ ------ 86.60 34.51 8.01 32.98 100 149 AVERAGE |

| Mode | 59 | |
|---|---|---|
| | Band Edge - R | |
| | U-NII-1_5.15-5.25_802.11n HT40_CH46_5230MHz | |
| ANT | 3+10 | |
| Pol. | Vertical | Fundamental |
| Peak | 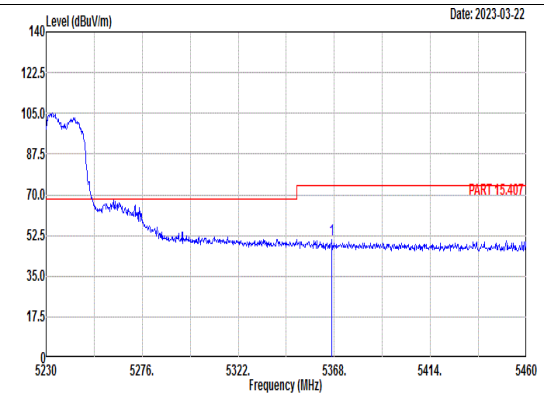 <br>Site : 03CH03-SZ<br>Condition: PART 15.407 3m ANT3117_0057 VERTICAL<br>: RBW:1000.000kHz VBW:3000.000kHz<br>Mode : 59<br>Setting : MCS0 Power setting 15<br>Plane : X with accessary<br>: 32fa7a52<br><br>Freq Level Limit Line Margin (dB) Read Level Ant Factor Cable Loss Preamp Factor APos TPos Remark<br>MHz dBuV/m dBuV/m dBuV dB/m dB dB cm deg<br>1 5366.85 50.82 74.00 -23.18 41.20 34.45 8.37 33.20 100 149 PEAK | Blank |
| Avg | 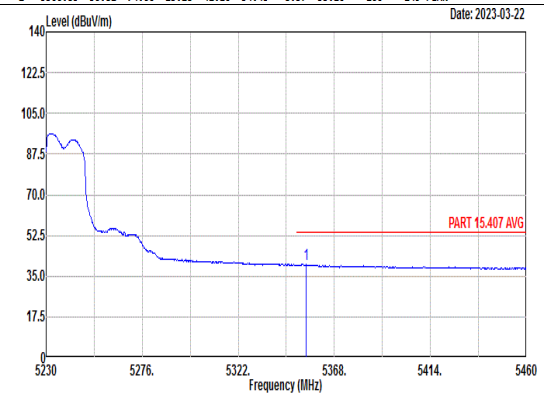 <br>Site : 03CH03-SZ<br>Condition: PART 15.407 AVG 3m ANT3117_0057 VERTICAL<br>: RBW:1000.000kHz VBW:0.010kHz<br>Mode : 59<br>Setting : MCS0 Power setting 15<br>Plane : X with accessary<br>: 32fa7a52<br><br>Freq Level Limit Line Margin (dB) Read Level Ant Factor Cable Loss Preamp Factor APos TPos Remark<br>MHz dBuV/m dBuV/m dBuV dB/m dB dB cm deg<br>1 5354.66 40.05 54.00 -13.95 30.43 34.46 8.34 33.18 100 149 AVERAGE | Blank |

| Mode | 59 | |
|---|---|---|
| | Harmonic | |
| | U-NII-1_5.15-5.25_802.11n HT40_CH46_5230MHz | |
| ANT | 3+10 | |
| Pol. | Horizontal | Vertical |
| Peak<br>Avg | 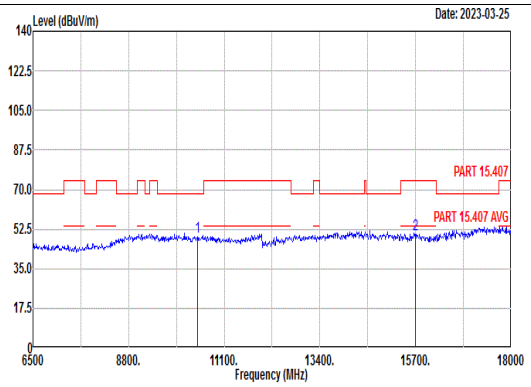 <br>Site : 03CH03-SZ<br>Condition: PART 15.407 3m ANT3117_0057 HORIZONTAL<br>Project : 2D0705<br>Mode : 59<br>SN : 32fa7a52<br>Plane : X with accessories<br>: MCS0 Power setting 15<br><br>Freq Level Limit Line Margin Read Level Ant Factor Cable Loss Preamp Factor APos TPos Remark<br>MHz dBuV/m dBuV/m dB dBuV dB/m dB dB cm deg<br>1 10460.00 48.92 68.30 -19.38 51.65 39.78 10.80 53.31 --- --- Peak<br>2 15690.00 50.32 74.00 -23.68 50.31 41.89 12.72 54.60 --- --- Peak | 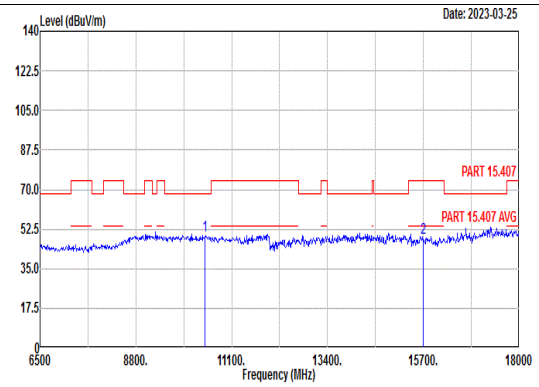 <br>Site : 03CH03-SZ<br>Condition: PART 15.407 3m ANT3117_0057 VERTICAL<br>Project : 2D0705<br>Mode : 59<br>SN : 32fa7a52<br>Plane : X with accessories<br>: MCS0 Power setting 15<br><br>Freq Level Limit Line Margin Read Level Ant Factor Cable Loss Preamp Factor APos TPos Remark<br>MHz dBuV/m dBuV/m dB dBuV dB/m dB dB cm deg<br>1 10460.00 49.86 68.30 -18.44 52.59 39.78 10.80 53.31 --- --- Peak<br>2 15690.00 48.42 74.00 -25.58 48.41 41.89 12.72 54.60 --- --- Peak |

| Mode | 60 | |
|---|---|---|
| | Band Edge - L | |
| | U-NII-2A_5.25-5.35_802.11n HT40_CH54_5270MHz | |
| ANT | 3+10 | |
| Pol. | Horizontal | Fundamental |
| Peak | 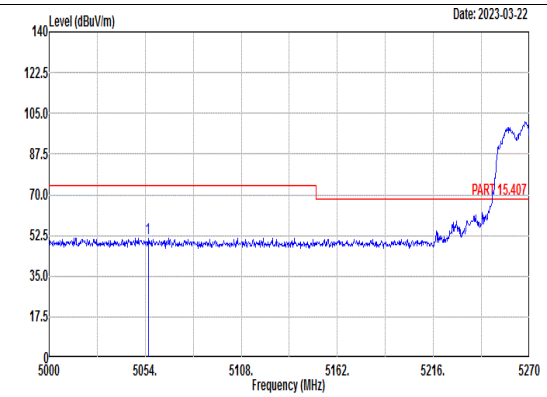 <br>Site : 03CH03-SZ<br>Condition: PART 15.407 3m ANT3117_0057 HORIZONTAL<br>: RBW:1000.000kHz VBW:3000.000kHz<br>Mode : 60<br>Setting : MCS0 Power setting 15<br>Plane : X with accessary<br>: 32fa7a52<br>Freq Level Limit Line Margin (dB) Read Level Ant Factor Cable Loss Preamp Factor APos TPos Remark<br>MHz dBuV/m dBuV/m dBuV dB/m dB dB cm deg<br>1 5055.62 51.41 74.00 -22.59 41.66 34.58 7.86 32.69 100 138 PEAK | 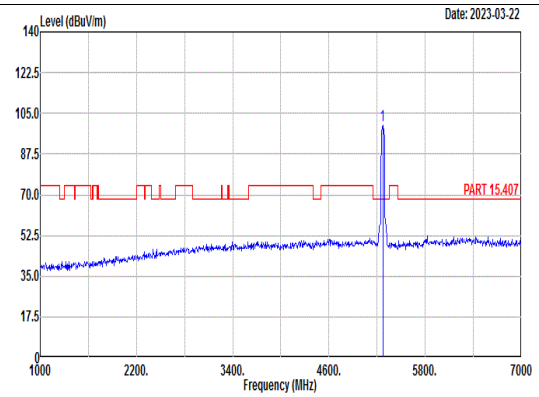 <br>Site : 03CH03-SZ<br>Condition: PART 15.407 3m ANT3117_0057 HORIZONTAL<br>: RBW:1000.000kHz VBW:3000.000kHz<br>Mode : 60<br>Setting : MCS0 Power setting 15<br>Plane : X with accessary<br>: 32fa7a52<br>Freq Level Limit Line Margin (dB) Read Level Ant Factor Cable Loss Preamp Factor APos TPos Remark<br>MHz dBuV/m dBuV/m dBuV dB/m dB dB cm deg<br>1 5270.00 99.61 ------ ------ 90.03 34.49 8.14 33.05 100 138 PEAK |
| Avg | 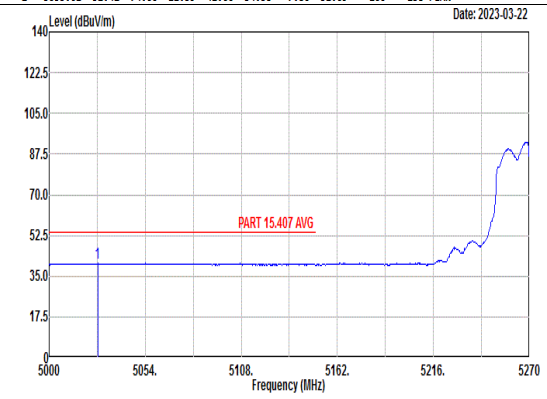 <br>Site : 03CH03-SZ<br>Condition: PART 15.407 AVG 3m ANT3117_0057 HORIZONTAL<br>: RBW:1000.000kHz VBW:0.010kHz<br>Mode : 60<br>Setting : MCS0 Power setting 15<br>Plane : X with accessary<br>: 32fa7a52<br>Freq Level Limit Line Margin (dB) Read Level Ant Factor Cable Loss Preamp Factor APos TPos Remark<br>MHz dBuV/m dBuV/m dBuV dB/m dB dB cm deg<br>1 5027.27 40.48 54.00 -13.52 30.70 34.59 7.84 32.65 100 138 AVERAGE | 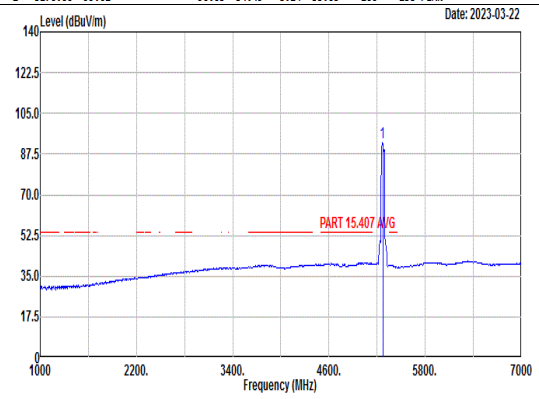 <br>Site : 03CH03-SZ<br>Condition: PART 15.407 AVG 3m ANT3117_0057 HORIZONTAL<br>: RBW:1000.000kHz VBW:0.010kHz<br>Mode : 60<br>Setting : MCS0 Power setting 15<br>Plane : X with accessary<br>: 32fa7a52<br>Freq Level Limit Line Margin (dB) Read Level Ant Factor Cable Loss Preamp Factor APos TPos Remark<br>MHz dBuV/m dBuV/m dBuV dB/m dB dB cm deg<br>1 5270.00 92.35 ------ ------ 82.79 34.49 8.10 33.03 100 138 AVERAGE |

| Mode | 60 | |
|---|---|---|
| | Band Edge - R | |
| | U-NII-2A_5.25-5.35_802.11n HT40_CH54_5270MHz | |
| ANT | 3+10 | |
| Pol. | Horizontal | Fundamental |
| Peak | 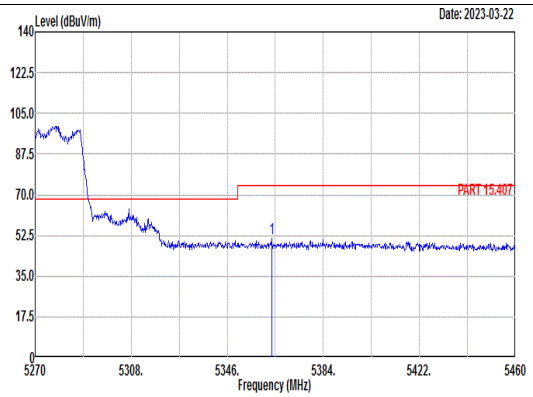 <br>Site : 03CH03-SZ<br>Condition: PART 15.407 3m ANT3117_0057 HORIZONTAL<br>: RBW:1000.000kHz VBW:3000.000kHz<br>Mode : 60<br>Setting : MCS0 Power setting 15<br>Plane : X with accessary<br>: 32fa7a52<br><br>Freq Level Limit Line Margin (dB) Read Level Ant Factor Cable Loss Preamp Factor APos TPos Remark<br>MHz dBuV/m dBuV/m dBuV dB/m dB dB cm deg<br>1 5363.48 51.16 74.00 -22.84 41.54 34.45 8.36 33.19 100 138 PEAK | Blank |
| Avg | 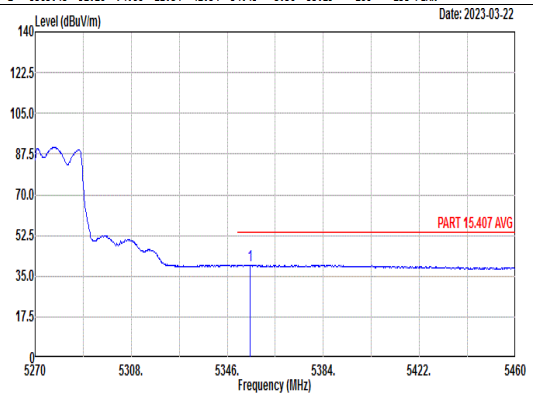 <br>Site : 03CH03-SZ<br>Condition: PART 15.407 AVG 3m ANT3117_0057 HORIZONTAL<br>: RBW:1000.000kHz VBW:0.010kHz<br>Mode : 60<br>Setting : MCS0 Power setting 15<br>Plane : X with accessary<br>: 32fa7a52<br><br>Freq Level Limit Line Margin (dB) Read Level Ant Factor Cable Loss Preamp Factor APos TPos Remark<br>MHz dBuV/m dBuV/m dBuV dB/m dB dB cm deg<br>1 5354.93 39.83 54.00 -14.17 30.21 34.46 8.34 33.18 100 138 AVERAGE | Blank |

| Mode | 60 | |
|---|---|---|
| | Band Edge - L | |
| | U-NII-2A_5.25-5.35_802.11n HT40_CH54_5270MHz | |
| ANT | 3+10 | |
| Pol. | Vertical | Fundamental |
| Peak | 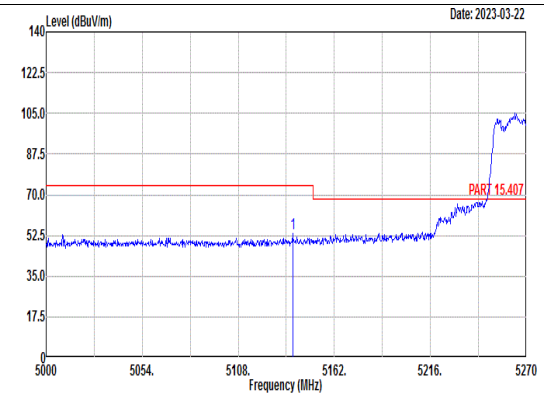 <br>Site : 03CH03-SZ<br>Condition: PART 15.407 3m ANT3117_0057 VERTICAL<br>: RBW:1000.000kHz VBW:3000.000kHz<br>Mode : 60<br>Setting : MCS0 Power setting 15<br>Plane : X with accessary<br>: 32fa7a52<br>Freq Level Limit Line Margin (dB) Read Level Ant Factor Cable Loss Preamp Factor APos TPos Remark<br>MHz dBuV/m dBuV/m dBuV dB/m dB dB cm deg<br>1 5138.51 53.37 74.00 -20.63 43.75 34.54 7.91 32.83 100 164 PEAK | 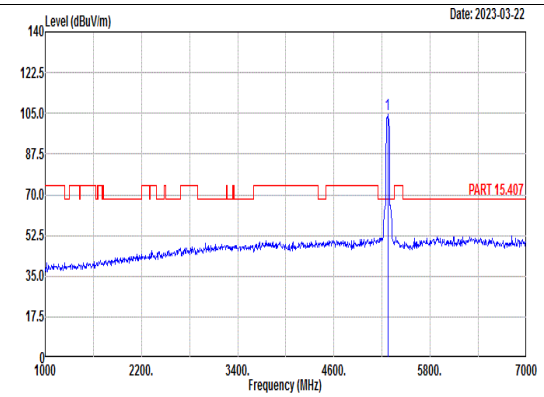 <br>Site : 03CH03-SZ<br>Condition: PART 15.407 3m ANT3117_0057 VERTICAL<br>: RBW:1000.000kHz VBW:3000.000kHz<br>Mode : 60<br>Setting : MCS0 Power setting 15<br>Plane : X with accessary<br>: 32fa7a52<br>Freq Level Limit Line Margin (dB) Read Level Ant Factor Cable Loss Preamp Factor APos TPos Remark<br>MHz dBuV/m dBuV/m dBuV dB/m dB dB cm deg<br>1 5270.00 104.80 ------ ------ 95.23 34.49 8.12 33.04 100 164 PEAK |
| Avg | 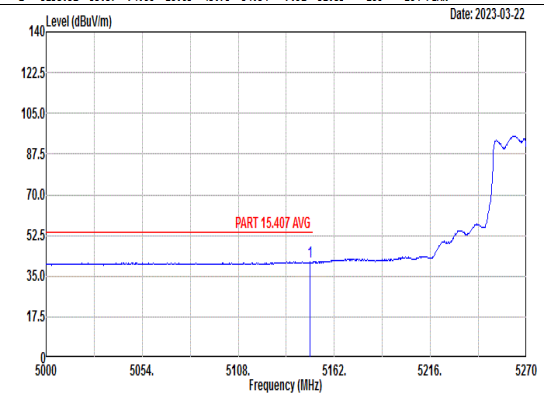 <br>Site : 03CH03-SZ<br>Condition: PART 15.407 AVG 3m ANT3117_0057 VERTICAL<br>: RBW:1000.000kHz VBW:0.010kHz<br>Mode : 60<br>Setting : MCS0 Power setting 15<br>Plane : X with accessary<br>: 32fa7a52<br>Freq Level Limit Line Margin (dB) Read Level Ant Factor Cable Loss Preamp Factor APos TPos Remark<br>MHz dBuV/m dBuV/m dBuV dB/m dB dB cm deg<br>1 5148.23 41.17 54.00 -12.83 31.55 34.54 7.92 32.84 100 164 AVERAGE | 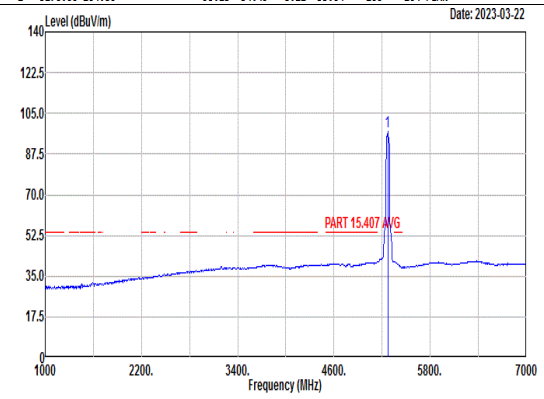 <br>Site : 03CH03-SZ<br>Condition: PART 15.407 AVG 3m ANT3117_0057 VERTICAL<br>: RBW:1000.000kHz VBW:0.010kHz<br>Mode : 60<br>Setting : MCS0 Power setting 15<br>Plane : X with accessary<br>: 32fa7a52<br>Freq Level Limit Line Margin (dB) Read Level Ant Factor Cable Loss Preamp Factor APos TPos Remark<br>MHz dBuV/m dBuV/m dBuV dB/m dB dB cm deg<br>1 5270.00 97.41 ------ ------ 87.84 34.49 8.12 33.04 100 164 AVERAGE |

| Mode | 60 | |
|---|---|---|
| | Band Edge - R | |
| | U-NII-2A_5.25-5.35_802.11n HT40_CH54_5270MHz | |
| ANT | 3+10 | |
| Pol. | Vertical | Fundamental |
| Peak | 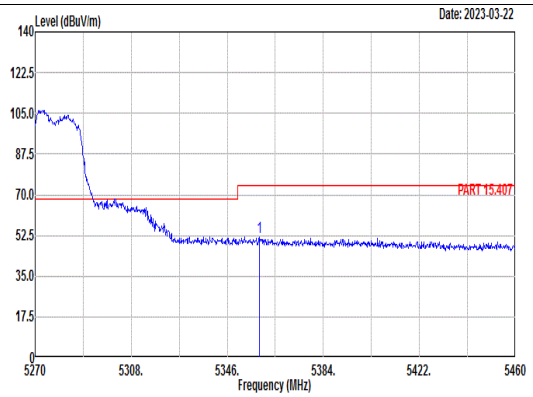 <br>Site : 03CH03-SZ<br>Condition: PART 15.407 3m ANT3117_0057 VERTICAL<br>: RBW:1000.000kHz VBW:3000.000kHz<br>Mode : 60<br>Setting : MCS0 Power setting 15<br>Plane : X with accessary<br>: 32fa7a52<br><br>Freq Level Limit Line Margin (dB) Read Level Ant Factor Cable Loss Preamp Factor APos TPos Remark<br>MHz dBuV/m dBuV/m dBuV dB/m dB dB cm deg<br>1 5358.73 51.77 74.00 -22.23 42.14 34.46 8.35 33.18 100 164 PEAK | Blank |
| Avg | 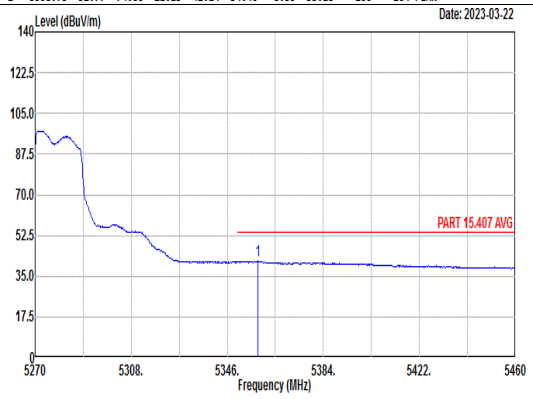 <br>Site : 03CH03-SZ<br>Condition: PART 15.407 AVG 3m ANT3117_0057 VERTICAL<br>: RBW:1000.000kHz VBW:0.010kHz<br>Mode : 60<br>Setting : MCS0 Power setting 15<br>Plane : X with accessary<br>: 32fa7a52<br><br>Freq Level Limit Line Margin (dB) Read Level Ant Factor Cable Loss Preamp Factor APos TPos Remark<br>MHz dBuV/m dBuV/m dBuV dB/m dB dB cm deg<br>1 5357.97 41.61 54.00 -12.39 31.98 34.46 8.35 33.18 100 164 AVERAGE | Blank |

| Mode | 60 | |
|---|---|---|
| | Harmonic | |
| | U-NII-2A_5.25-5.35_802.11n HT40_CH54_5270MHz | |
| ANT | 3+10 | |
| Pol. | Horizontal | Vertical |
| Peak<br>Avg | 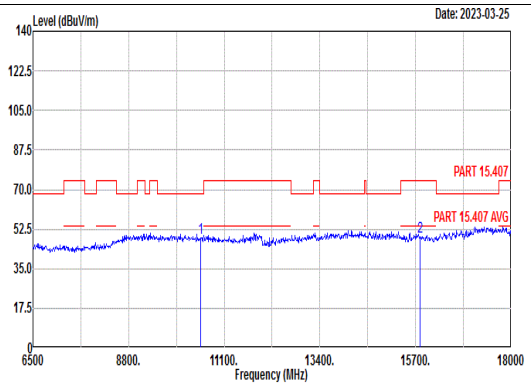 <br><br>Site : 03CH03-SZ<br>Condition: PART 15.407 3m ANT3117_0057 HORIZONTAL<br>Project : 2D0705<br>Mode : 60<br>SN : 32fa7a52<br>Plane : X with accessories<br>: MCS0 Power setting 15<br><br>Freq Level Limit Line Margin Read Level Ant Factor Cable Loss Preamp Factor APos TPos Remark<br>MHz dBuV/m dBuV/m dB dBuV dB/m dB dB cm deg<br>1 10540.00 48.56 68.30 -19.74 51.33 39.78 10.86 53.41 --- --- Peak<br>2 15810.00 48.99 74.00 -25.01 49.03 42.01 12.71 54.76 --- --- Peak | 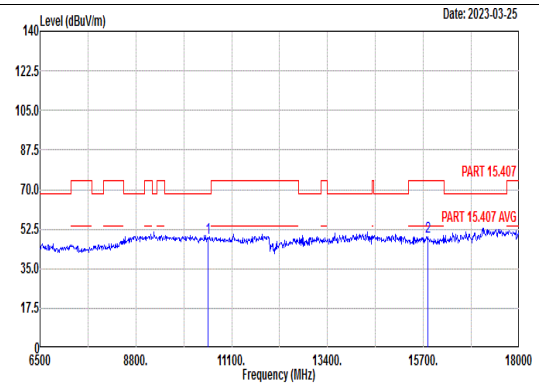 <br><br>Site : 03CH03-SZ<br>Condition: PART 15.407 3m ANT3117_0057 VERTICAL<br>Project : 2D0705<br>Mode : 60<br>SN : 32fa7a52<br>Plane : X with accessories<br>: MCS0 Power setting 15<br><br>Freq Level Limit Line Margin Read Level Ant Factor Cable Loss Preamp Factor APos TPos Remark<br>MHz dBuV/m dBuV/m dB dBuV dB/m dB dB cm deg<br>1 10540.00 48.39 68.30 -19.91 51.16 39.78 10.86 53.41 --- --- Peak<br>2 15810.00 49.07 74.00 -24.93 49.11 42.01 12.71 54.76 --- --- Peak |

| Mode | 61 | |
|---|---|---|
| | Band Edge - L | |
| | U-NII-2A_5.25-5.35_802.11n HT40_CH62_5310MHz | |
| ANT | 3+10 | |
| Pol. | Horizontal | Fundamental |
| Peak | 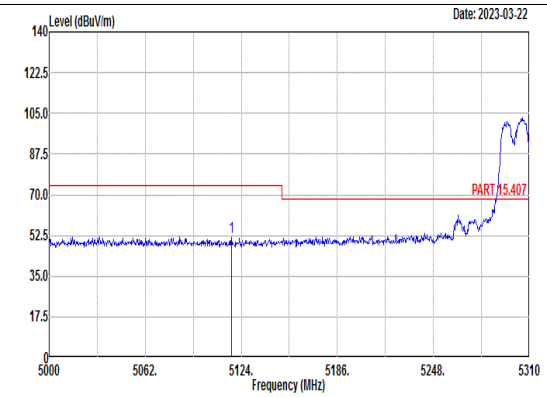 <br>Site : 03CH03-SZ<br>Condition: PART 15.407 3m ANT3117_0057 HORIZONTAL<br>: RBW:1000.000kHz VBW:3000.000kHz<br>Mode : 61<br>Setting : MCS0 Power setting 15<br>Plane : X with accessary<br>: 32fa7a52<br>1 5117.49 51.93 74.00 -22.07 42.27 34.55 7.90 32.79 100 30 PEAK | 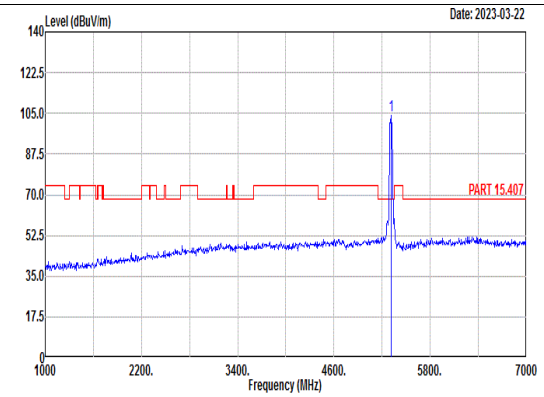 <br>Site : 03CH03-SZ<br>Condition: PART 15.407 3m ANT3117_0057 HORIZONTAL<br>: RBW:1000.000kHz VBW:3000.000kHz<br>Mode : 61<br>Setting : MCS0 Power setting 15<br>Plane : X with accessary<br>: 32fa7a52<br>1 5310.00 104.12 ------ ------ 94.53 34.47 8.23 33.11 100 30 PEAK |
| Avg | 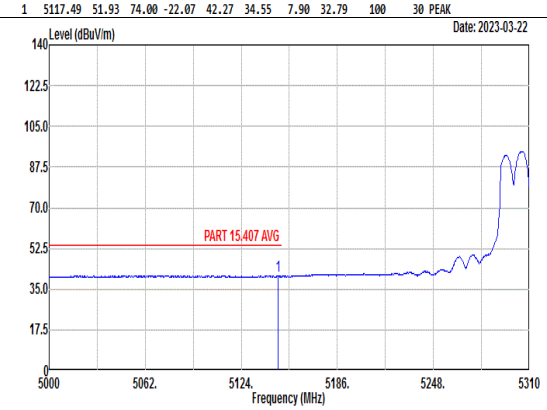 <br>Site : 03CH03-SZ<br>Condition: PART 15.407 AVG 3m ANT3117_0057 HORIZONTAL<br>: RBW:1000.000kHz VBW:0.010kHz<br>Mode : 61<br>Setting : MCS0 Power setting 15<br>Plane : X with accessary<br>: 32fa7a52<br>1 5147.87 40.82 54.00 -13.18 31.20 34.54 7.92 32.84 100 30 AVERAGE | 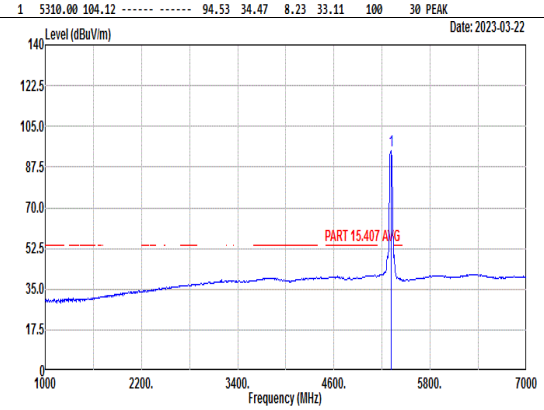 <br>Site : 03CH03-SZ<br>Condition: PART 15.407 AVG 3m ANT3117_0057 HORIZONTAL<br>: RBW:1000.000kHz VBW:0.010kHz<br>Mode : 61<br>Setting : MCS0 Power setting 15<br>Plane : X with accessary<br>: 32fa7a52<br>1 5310.00 94.79 ------ ------ 85.20 34.47 8.23 33.11 100 30 AVERAGE |

| Mode | 61 | |
|---|---|---|
| | Band Edge - R | |
| | U-NII-2A_5.25-5.35_802.11n HT40_CH62_5310MHz | |
| ANT | 3+10 | |
| Pol. | Horizontal | Fundamental |
| Peak | 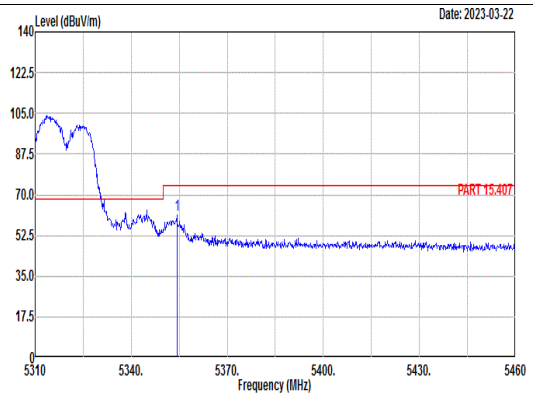 <br>Site : 03CH03-SZ<br>Condition: PART 15.407 3m ANT3117_0057 HORIZONTAL<br>: RBW:1000.000kHz VBW:3000.000kHz<br>Mode : 61<br>Setting : MCS0 Power setting 15<br>Plane : X with accessary<br>: 32fa7a52<br><br>Freq Level Limit Line Margin (dB) Read Level Ant Factor Cable Loss Preamp Factor APos TPos Remark<br>MHz dBuV/m dBuV/m dBuV dB/m dB dB cm deg<br>1 5354.25 61.21 74.00 -12.79 51.59 34.46 8.34 33.18 100 30 PEAK | Blank |
| Avg | 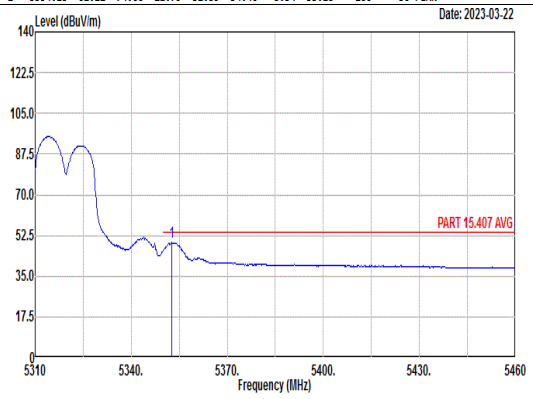 <br>Site : 03CH03-SZ<br>Condition: PART 15.407 AVG 3m ANT3117_0057 HORIZONTAL<br>: RBW:1000.000kHz VBW:0.010kHz<br>Mode : 61<br>Setting : MCS0 Power setting 15<br>Plane : X with accessary<br>: 32fa7a52<br><br>Freq Level Limit Line Margin (dB) Read Level Ant Factor Cable Loss Preamp Factor APos TPos Remark<br>MHz dBuV/m dBuV/m dBuV dB/m dB dB cm deg<br>1 5352.75 49.40 54.00 -4.60 39.77 34.46 8.34 33.17 100 30 AVERAGE | Blank |

| Mode | 61 | |
|---|---|---|
| | Band Edge - L | |
| | U-NII-2A_5.25-5.35_802.11n HT40_CH62_5310MHz | |
| ANT | 3+10 | |
| Pol. | Vertical | Fundamental |
| Peak | 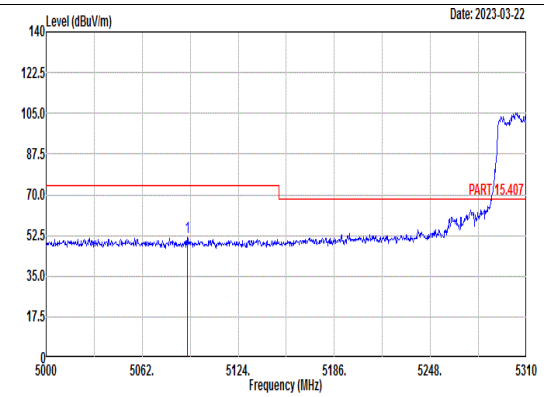 <br>Site : 03CH03-SZ<br>Condition: PART 15.407 3m ANT3117_0057 VERTICAL<br>: RBW:1000.000kHz VBW:3000.000kHz<br>Mode : 61<br>Setting : MCS0 Power setting 15<br>Plane : X with accessary<br>: 32fa7a52<br>Freq Level Limit Line Margin (dB) Read Level Ant Factor Cable Loss Preamp Factor APos TPos Remark<br>MHz dBuV/m dBuV/m dBuV dB/m dB dB cm deg<br>1 5091.14 51.68 74.00 -22.32 41.99 34.56 7.88 32.75 100 164 PEAK | 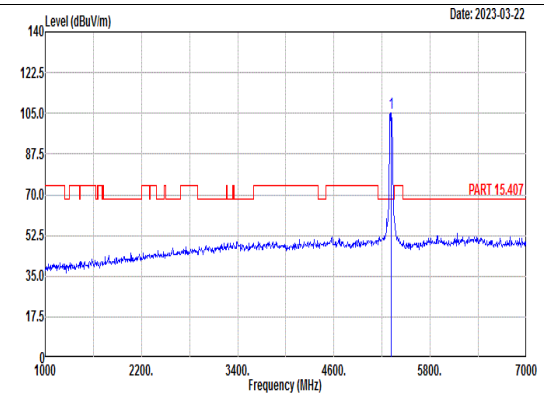 <br>Site : 03CH03-SZ<br>Condition: PART 15.407 3m ANT3117_0057 VERTICAL<br>: RBW:1000.000kHz VBW:3000.000kHz<br>Mode : 61<br>Setting : MCS0 Power setting 15<br>Plane : X with accessary<br>: 32fa7a52<br>Freq Level Limit Line Margin (dB) Read Level Ant Factor Cable Loss Preamp Factor APos TPos Remark<br>MHz dBuV/m dBuV/m dBuV dB/m dB dB cm deg<br>1 5310.00 105.32 ------ ------ 95.73 34.47 8.23 33.11 100 164 PEAK |
| Avg | 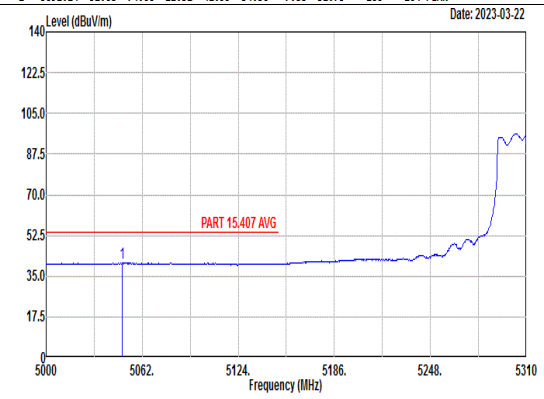 <br>Site : 03CH03-SZ<br>Condition: PART 15.407 AVG 3m ANT3117_0057 VERTICAL<br>: RBW:1000.000kHz VBW:0.010kHz<br>Mode : 61<br>Setting : MCS0 Power setting 15<br>Plane : X with accessary<br>: 32fa7a52<br>Freq Level Limit Line Margin (dB) Read Level Ant Factor Cable Loss Preamp Factor APos TPos Remark<br>MHz dBuV/m dBuV/m dBuV dB/m dB dB cm deg<br>1 5048.98 40.76 54.00 -13.24 31.01 34.58 7.85 32.68 100 164 AVERAGE | 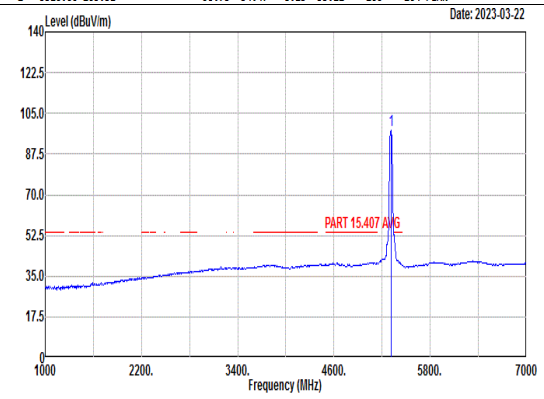 <br>Site : 03CH03-SZ<br>Condition: PART 15.407 AVG 3m ANT3117_0057 VERTICAL<br>: RBW:1000.000kHz VBW:0.010kHz<br>Mode : 61<br>Setting : MCS0 Power setting 15<br>Plane : X with accessary<br>: 32fa7a52<br>Freq Level Limit Line Margin (dB) Read Level Ant Factor Cable Loss Preamp Factor APos TPos Remark<br>MHz dBuV/m dBuV/m dBuV dB/m dB dB cm deg<br>1 5310.00 97.83 ------ ------ 88.24 34.47 8.23 33.11 100 164 AVERAGE |

| Mode | 61 | |
|---|---|---|
| | Band Edge - R | |
| | U-NII-2A_5.25-5.35_802.11n HT40_CH62_5310MHz | |
| ANT | 3+10 | |
| Pol. | Vertical | Fundamental |
| Peak | 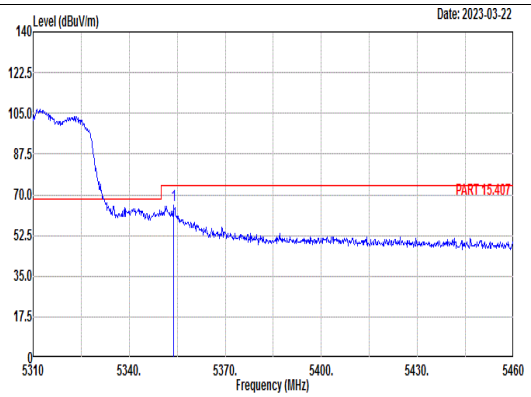 <br>Site : 03CH03-SZ<br>Condition: PART 15.407 3m ANT3117_0057 VERTICAL<br>: RBW:1000.000kHz VBW:3000.000kHz<br>Mode : 61<br>Setting : MCS0 Power setting 15<br>Plane : X with accessary<br>: 32fa7a52<br><br>Freq Level Limit Line Margin (dB) Read Level Ant Factor Cable Loss Preamp Factor APos TPos Remark<br>MHz dBuV/m dBuV/m dBuV dB/m dB dB cm deg<br>1 5353.80 65.30 74.00 -8.70 55.68 34.46 8.34 33.18 100 164 PEAK | Blank |
| Avg | 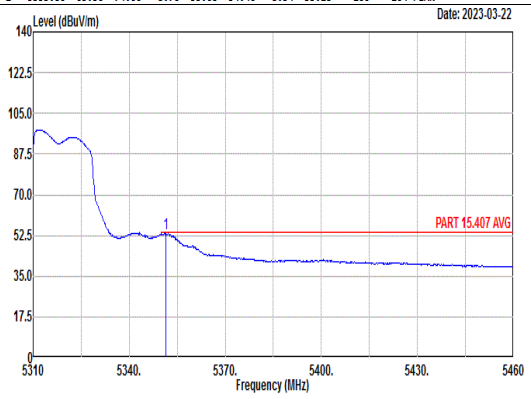 <br>Site : 03CH03-SZ<br>Condition: PART 15.407 AVG 3m ANT3117_0057 VERTICAL<br>: RBW:1000.000kHz VBW:0.010kHz<br>Mode : 61<br>Setting : MCS0 Power setting 15<br>Plane : X with accessary<br>: 32fa7a52<br><br>Freq Level Limit Line Margin (dB) Read Level Ant Factor Cable Loss Preamp Factor APos TPos Remark<br>MHz dBuV/m dBuV/m dBuV dB/m dB dB cm deg<br>1 5351.55 53.41 54.00 -0.59 43.79 34.46 8.33 33.17 100 164 AVERAGE | Blank |

| Mode | 61 | |
|---|---|---|
| | Harmonic | |
| | U-NII-2A_5.25-5.35_802.11n HT40_CH62_5310MHz | |
| ANT | 3+10 | |
| Pol. | Horizontal | Vertical |
| Peak<br>Avg | 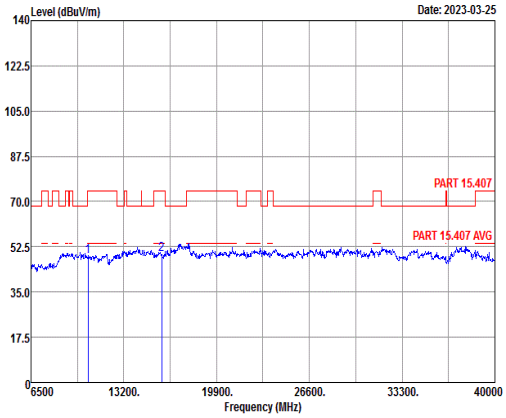 <br><br>Site : 03CH03-SZ<br>Condition : PART 15.407 3m ANT3117_0057 HORIZONTAL<br>Project : 2D0705<br>Mode : Mode 61<br>SN : 32fa7a52<br>Plane : X with accessories<br>: MCS0 Power setting 15<br>Freq Level Over Limit Limit Line ReadAntenna Level Factor Cable Loss Preamp Factor A/Pos T/Pos Remark<br>MHz dBuV/m dB dBuV/m dBuV dB/m dB dB cm deg<br>1 10620.00 48.70 -25.30 74.00 51.56 39.73 10.93 53.52 --- --- Peak<br>2 15930.00 49.55 -24.45 74.00 49.63 42.13 12.70 54.91 --- --- Peak | 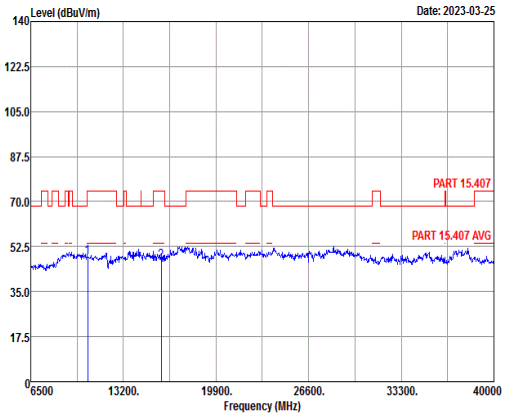 <br><br>Site : 03CH03-SZ<br>Condition : PART 15.407 3m ANT3117_0057 VERTICAL<br>Project : 2D0705<br>Mode : Mode 61<br>SN : 32fa7a52<br>Plane : X with accessories<br>: MCS0 Power setting 15<br>Freq Level Over Limit Limit Line ReadAntenna Level Factor Cable Loss Preamp Factor A/Pos T/Pos Remark<br>MHz dBuV/m dB dBuV/m dBuV dB/m dB dB cm deg<br>1 10620.00 48.30 -25.70 74.00 51.16 39.73 10.93 53.52 --- --- Peak<br>2 15930.00 46.76 -27.24 74.00 46.84 42.13 12.70 54.91 --- --- Peak |

| Mode | 62 | |
|---|---|---|
| | Band Edge - L | |
| | U-NII-2C_5.47-5.725_802.11n HT40_CH102_5510MHz | |
| ANT | 3+10 | |
| Pol. | Horizontal | Fundamental |
| Peak | 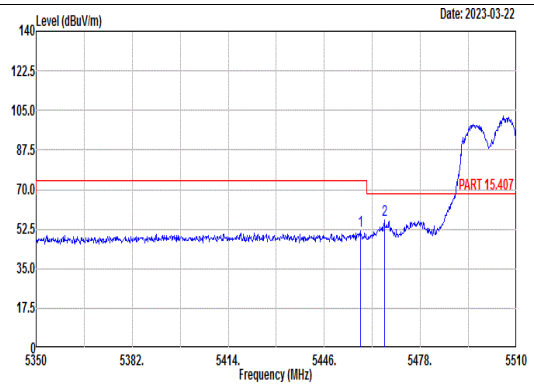 <br>Site : 03CH03-SZ<br>Condition: PART 15.407 3m ANT3117_0057 HORIZONTAL<br>: RBW:1000.000kHz VBW:3000.000kHz<br>Mode : 62<br>Setting : MCS0 Power setting 15<br>Plane : X with accessary<br>: 32fa7a52<br>Freq Level Limit Line Margin (dB) Read Level Ant Factor Cable Loss Preamp Factor APos TPos Remark<br>MHz dBuV/m dBuV/m dBuV dB/m dB dB cm deg<br>1 5458.16 51.71 74.00 -22.29 42.23 34.42 8.41 33.35 100 45 Peak<br>2 5466.00 56.34 68.30 -11.96 46.89 34.41 8.40 33.36 100 45 PEAK | 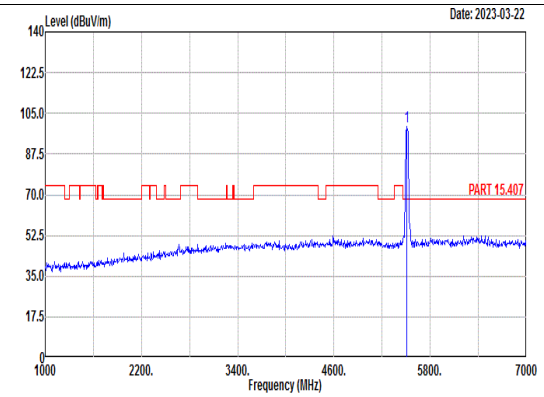 <br>Site : 03CH03-SZ<br>Condition: PART 15.407 3m ANT3117_0057 HORIZONTAL<br>: RBW:1000.000kHz VBW:3000.000kHz<br>Mode : 62<br>Setting : MCS0 Power setting 15<br>Plane : X with accessary<br>: 32fa7a52<br>Freq Level Limit Line Margin (dB) Read Level Ant Factor Cable Loss Preamp Factor APos TPos Remark<br>MHz dBuV/m dBuV/m dBuV dB/m dB dB cm deg<br>1 5510.00 99.10 ------ ------ 89.74 34.41 8.35 33.40 100 45 PEAK |
| Avg | 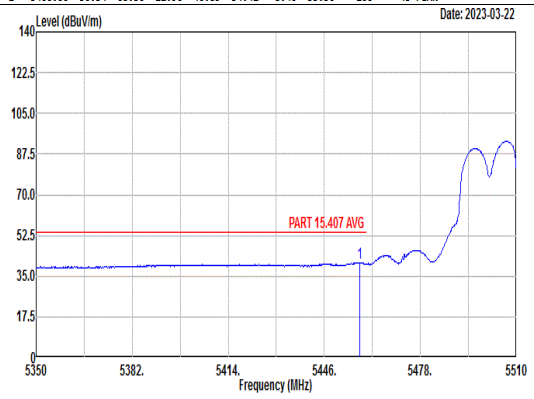 <br>Site : 03CH03-SZ<br>Condition: PART 15.407 AVG 3m ANT3117_0057 HORIZONTAL<br>: RBW:1000.000kHz VBW:0.010kHz<br>Mode : 62<br>Setting : MCS0 Power setting 15<br>Plane : X with accessary<br>: 32fa7a52<br>Freq Level Limit Line Margin (dB) Read Level Ant Factor Cable Loss Preamp Factor APos TPos Remark<br>MHz dBuV/m dBuV/m dBuV dB/m dB dB cm deg<br>1 5457.68 40.83 54.00 -13.17 31.34 34.42 8.41 33.34 100 45 AVERAGE | 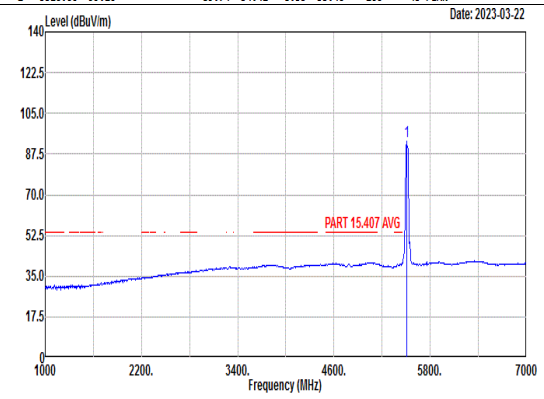 <br>Site : 03CH03-SZ<br>Condition: PART 15.407 AVG 3m ANT3117_0057 HORIZONTAL<br>: RBW:1000.000kHz VBW:0.010kHz<br>Mode : 62<br>Setting : MCS0 Power setting 15<br>Plane : X with accessary<br>: 32fa7a52<br>Freq Level Limit Line Margin (dB) Read Level Ant Factor Cable Loss Preamp Factor APos TPos Remark<br>MHz dBuV/m dBuV/m dBuV dB/m dB dB cm deg<br>1 5510.00 92.96 ------ ------ 83.60 34.41 8.35 33.40 100 45 AVERAGE |

| Mode | 62 | |
|---|---|---|
| | Band Edge - R | |
| | U-NII-2C_5.47-5.725_802.11n HT40_CH102_5510MHz | |
| ANT | 3+10 | |
| Pol. | Horizontal | Fundamental |
| Peak | 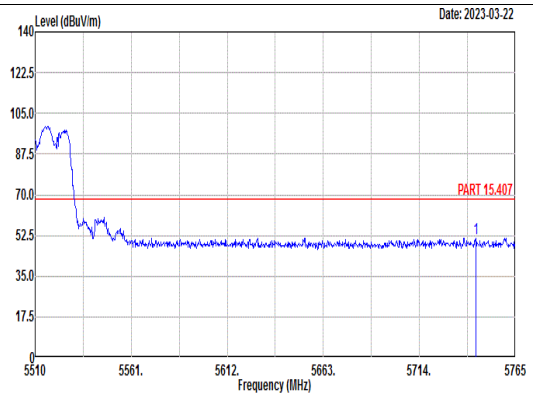 <br>Site : 03CH03-SZ<br>Condition: PART 15.407 3m ANT3117_0057 HORIZONTAL<br>: RBW:1000.000kHz VBW:3000.000kHz<br>Mode : 62<br>Setting : MCS0 Power setting 15<br>Plane : X with accessary<br>: 32fa7a52<br><br>Freq Level Limit Line Margin (dB) Read Level Ant Factor Cable Loss Preamp Factor APos TPos Remark<br>MHz dBuV/m dBuV/m dBuV dB/m dB dB cm deg<br>1 5744.09 51.44 68.30 -16.86 41.11 34.94 8.74 33.35 100 45 PEAK | Blank |

| Mode | 62 | |
|---|---|---|
| | Band Edge - L | |
| | U-NII-2C_5.47-5.725_802.11n HT40_CH102_5510MHz | |
| ANT | 3+10 | |
| Pol. | Vertical | Fundamental |
| Peak | 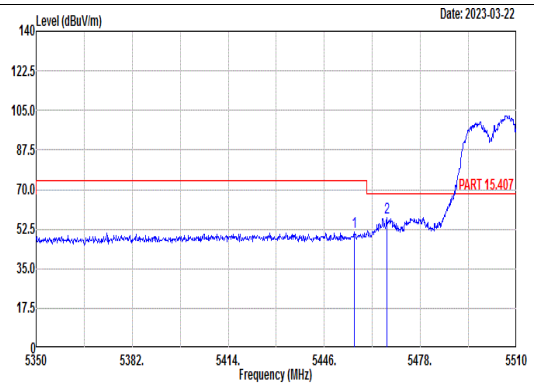 <br>Site : 03CH03-SZ<br>Condition: PART 15.407 3m ANT3117_0057 VERTICAL<br>: RBW:1000.000kHz VBW:3000.000kHz<br>Mode : 62<br>Setting : MCS0 Power setting 15<br>Plane : X with accessary<br>: 32fa7a52<br>Freq Level Limit Line Margin (dB) Read Level Ant Factor Cable Loss Preamp Factor APos TPos Remark<br>MHz dBuV/m dBuV/m dBuV dB/m dB dB cm deg<br>1 5455.92 51.11 74.00 -22.89 41.62 34.42 8.41 33.34 100 341 Peak<br>2 5466.80 57.82 68.30 -10.48 48.37 34.41 8.40 33.36 100 341 PEAK | 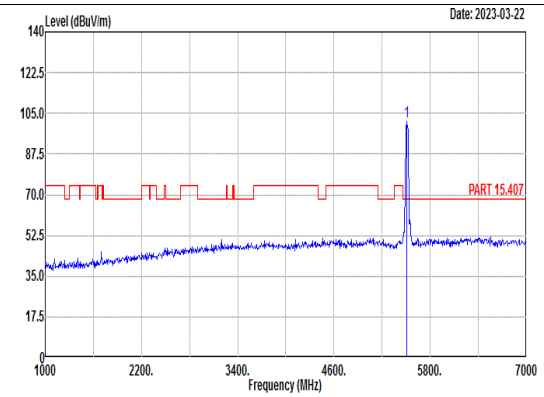 <br>Site : 03CH03-SZ<br>Condition: PART 15.407 3m ANT3117_0057 VERTICAL<br>: RBW:1000.000kHz VBW:3000.000kHz<br>Mode : 62<br>Setting : MCS0 Power setting 15<br>Plane : X with accessary<br>: 32fa7a52<br>Freq Level Limit Line Margin (dB) Read Level Ant Factor Cable Loss Preamp Factor APos TPos Remark<br>MHz dBuV/m dBuV/m dBuV dB/m dB dB cm deg<br>1 5510.00 101.57 ------ ------ 92.21 34.41 8.35 33.40 100 341 PEAK |
| Avg | 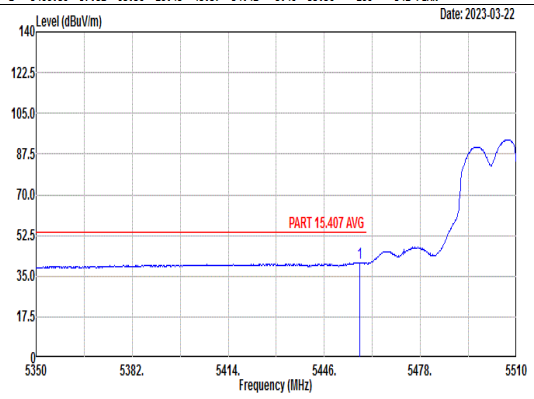 <br>Site : 03CH03-SZ<br>Condition: PART 15.407 AVG 3m ANT3117_0057 VERTICAL<br>: RBW:1000.000kHz VBW:0.010kHz<br>Mode : 62<br>Setting : MCS0 Power setting 15<br>Plane : X with accessary<br>: 32fa7a52<br>Freq Level Limit Line Margin (dB) Read Level Ant Factor Cable Loss Preamp Factor APos TPos Remark<br>MHz dBuV/m dBuV/m dBuV dB/m dB dB cm deg<br>1 5457.68 40.91 54.00 -13.09 31.42 34.42 8.41 33.34 100 341 AVERAGE | 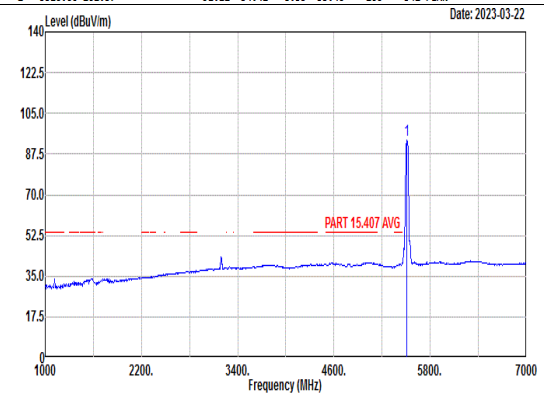 <br>Site : 03CH03-SZ<br>Condition: PART 15.407 AVG 3m ANT3117_0057 VERTICAL<br>: RBW:1000.000kHz VBW:0.010kHz<br>Mode : 62<br>Setting : MCS0 Power setting 15<br>Plane : X with accessary<br>: 32fa7a52<br>Freq Level Limit Line Margin (dB) Read Level Ant Factor Cable Loss Preamp Factor APos TPos Remark<br>MHz dBuV/m dBuV/m dBuV dB/m dB dB cm deg<br>1 5510.00 93.60 ------ ------ 84.24 34.41 8.35 33.40 100 341 AVERAGE |

| Mode | 62 | |
|---|---|---|
| | Band Edge - R | |
| | U-NII-2C_5.47-5.725_802.11n HT40_CH102_5510MHz | |
| ANT | 3+10 | |
| Pol. | Vertical | Fundamental |
| Peak | 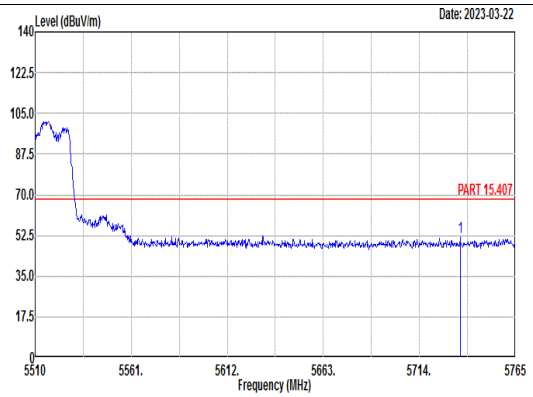 <br>Site : 03CH03-SZ<br>Condition: PART 15.407 3m ANT3117_0057 VERTICAL<br>: RBW:1000.000kHz VBW:3000.000kHz<br>Mode : 62<br>Setting : MCS0 Power setting 15<br>Plane : X with accessary<br>: 32fa7a52<br><br>Freq Level Limit Line Margin (dB) Read Level Ant Factor Cable Loss Preamp Factor APos TPos Remark<br>MHz dBuV/m dBuV/m dBuV dB/m dB dB cm deg<br>1 5735.68 51.61 68.30 -16.69 41.33 34.92 8.71 33.35 100 341 PEAK | Blank |

| Mode | 62 | |
|---|---|---|
| | Harmonic | |
| | U-NII-2C_5.47-5.725_802.11n HT40_CH102_5510MHz | |
| ANT | 3+10 | |
| Pol. | Horizontal | Vertical |
| Peak<br>Avg | 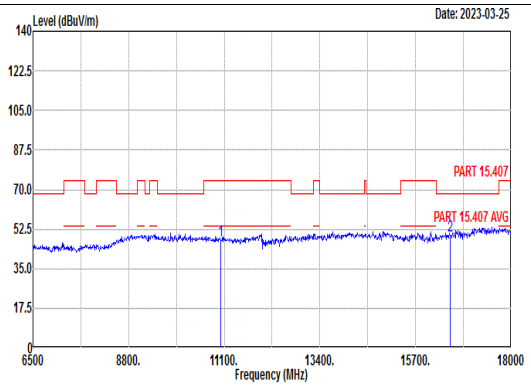 <br>Site : 03CH03-SZ<br>Condition: PART 15.407 3m ANT3117_0057 HORIZONTAL<br>Project : 2D0705<br>Mode : 62<br>SN : 32fa7a52<br>Plane : X with accessories<br>: MCS0 Power setting 15<br><br>Freq Level Limit Line Margin Read Level Ant Factor Cable Loss Preamp Factor APos TPos Remark<br>MHz dBuV/m dBuV/m dB dBuV dB/m dB dB cm deg<br>1 11020.00 47.58 74.00 -26.42 50.85 39.50 11.22 53.99 --- --- Peak<br>2 16530.00 49.86 68.30 -18.44 47.95 42.49 12.92 53.50 --- --- Peak | 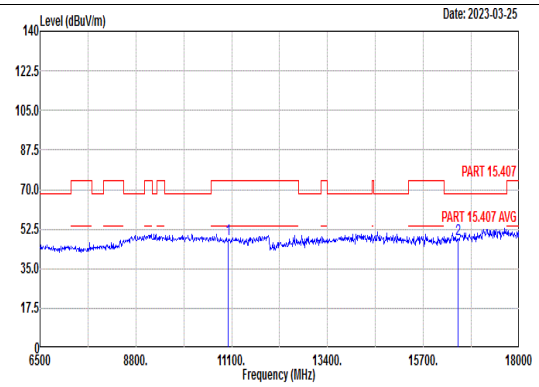 <br>Site : 03CH03-SZ<br>Condition: PART 15.407 3m ANT3117_0057 VERTICAL<br>Project : 2D0705<br>Mode : 62<br>SN : 32fa7a52<br>Plane : X with accessories<br>: MCS0 Power setting 15<br><br>Freq Level Limit Line Margin Read Level Ant Factor Cable Loss Preamp Factor APos TPos Remark<br>MHz dBuV/m dBuV/m dB dBuV dB/m dB dB cm deg<br>1 11020.00 47.88 74.00 -26.12 51.15 39.50 11.22 53.99 --- --- Peak<br>2 16530.00 48.25 68.30 -20.05 46.34 42.49 12.92 53.50 --- --- Peak |

| Mode | 63 | |
|---|---|---|
| | Harmonic | |
| | U-NII-2C_5.47-5.725_802.11n HT40_CH110_5550MHz | |
| ANT | 3+10 | |
| Pol. | Horizontal | Vertical |
| Peak<br>Avg | 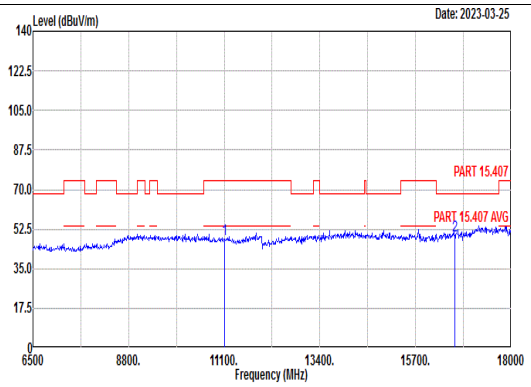 <br>Site : 03CH03-SZ<br>Condition: PART 15.407 3m ANT3117_0057 HORIZONTAL<br>Project : 2D0705<br>Mode : 63<br>SN : 32fa7a52<br>Plane : X with accessories<br>: MCS0 Power setting 15<br><br>Freq Level Limit Line Margin Read Level Ant Factor Cable Loss Preamp Factor APos TPos Remark<br>MHz dBuV/m dBuV/m dB dBuV dB/m dB dB cm deg<br>1 11100.00 48.10 74.00 -25.90 51.30 39.48 11.26 53.94 --- --- Peak<br>2 16650.00 49.40 68.30 -18.90 47.13 42.47 12.97 53.17 --- --- Peak | 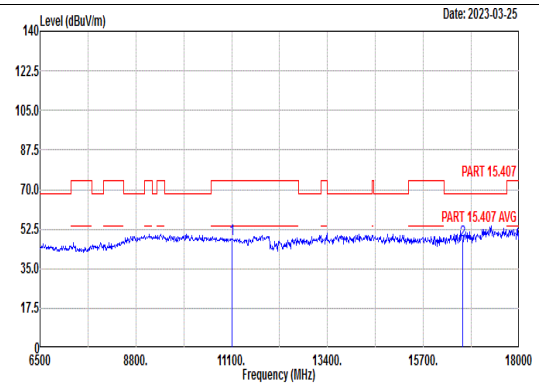 <br>Site : 03CH03-SZ<br>Condition: PART 15.407 3m ANT3117_0057 VERTICAL<br>Project : 2D0705<br>Mode : 63<br>SN : 32fa7a52<br>Plane : X with accessories<br>: MCS0 Power setting 15<br><br>Freq Level Limit Line Margin Read Level Ant Factor Cable Loss Preamp Factor APos TPos Remark<br>MHz dBuV/m dBuV/m dB dBuV dB/m dB dB cm deg<br>1 11100.00 47.97 74.00 -26.03 51.17 39.48 11.26 53.94 --- --- Peak<br>2 16650.00 47.68 68.30 -20.62 45.41 42.47 12.97 53.17 --- --- Peak |

| Mode | 64 | |
|---|---|---|
| | Band Edge - L | |
| | U-NII-2C_5.47-5.725_802.11n HT40_CH134_5670MHz | |
| ANT | 3+10 | |
| Pol. | Horizontal | Fundamental |
| Peak | 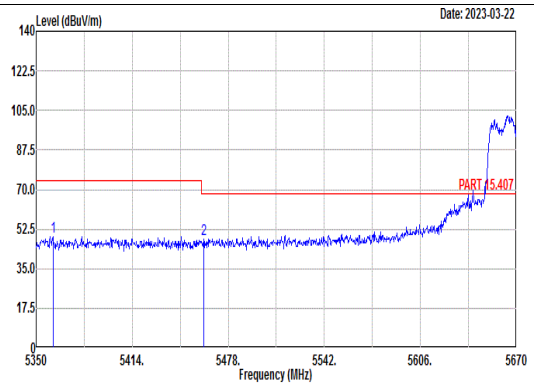 <br>Site : 03CH03-SZ<br>Condition: PART 15.407 3m ANT3117_0057 HORIZONTAL<br>: RBW:1000.000kHz VBW:3000.000kHz<br>Mode : 64<br>Setting : MCS0 Power setting 15<br>Plane : X with accessory<br>: 32fa7a52<br>Freq Level Limit Line Margin (dB) Read Level Ant Factor Cable Loss Preamp Factor APos TPos Remark<br>MHz dBuV/m dBuV/m dBuV dB/m dB dB cm deg<br>1 5361.20 49.18 74.00 -24.82 39.55 34.46 8.36 33.19 100 57 PEAK<br>2 5461.68 48.23 68.30 -20.07 38.75 34.42 8.41 33.35 100 57 PEAK | 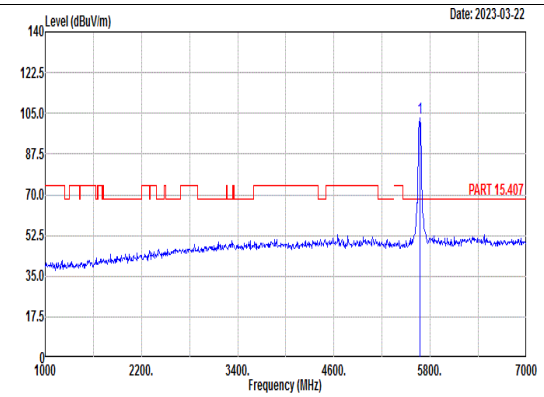 <br>Site : 03CH03-SZ<br>Condition: PART 15.407 3m ANT3117_0057 HORIZONTAL<br>: RBW:1000.000kHz VBW:3000.000kHz<br>Mode : 64<br>Setting : MCS0 Power setting 15<br>Plane : X with accessory<br>: 32fa7a52<br>Freq Level Limit Line Margin (dB) Read Level Ant Factor Cable Loss Preamp Factor APos TPos Remark<br>MHz dBuV/m dBuV/m dBuV dB/m dB dB cm deg<br>1 5670.00 103.01 ------ ------ 93.15 34.77 8.46 33.37 100 57 PEAK |
| Avg | 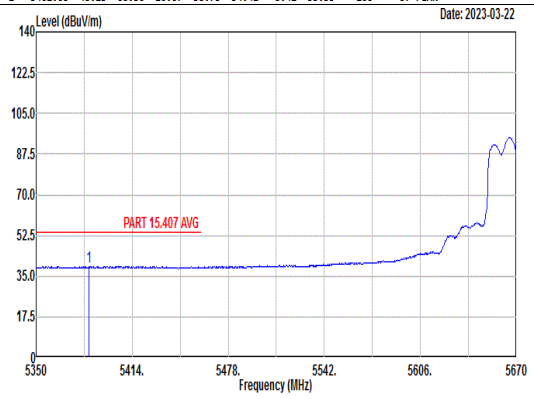 <br>Site : 03CH03-SZ<br>Condition: PART 15.407 AVG 3m ANT3117_0057 HORIZONTAL<br>: RBW:1000.000kHz VBW:1.000kHz<br>Mode : 64<br>Setting : MCS0 Power setting 15<br>Plane : X with accessory<br>: 32fa7a52<br>Freq Level Limit Line Margin (dB) Read Level Ant Factor Cable Loss Preamp Factor APos TPos Remark<br>MHz dBuV/m dBuV/m dBuV dB/m dB dB cm deg<br>1 5385.20 39.20 54.00 -14.80 29.56 34.45 8.42 33.23 100 57 AVERAGE | 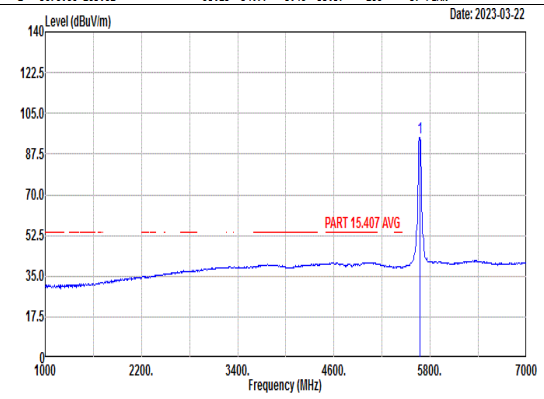 <br>Site : 03CH03-SZ<br>Condition: PART 15.407 AVG 3m ANT3117_0057 HORIZONTAL<br>: RBW:1000.000kHz VBW:1.000kHz<br>Mode : 64<br>Setting : MCS0 Power setting 15<br>Plane : X with accessory<br>: 32fa7a52<br>Freq Level Limit Line Margin (dB) Read Level Ant Factor Cable Loss Preamp Factor APos TPos Remark<br>MHz dBuV/m dBuV/m dBuV dB/m dB dB cm deg<br>1 5670.00 94.80 ------ ------ 84.90 34.78 8.49 33.37 100 57 AVERAGE |

| Mode | 64 | |
|---|---|---|
| | Band Edge - R | |
| | U-NII-2C_5.47-5.725_802.11n HT40_CH134_5670MHz | |
| ANT | 3+10 | |
| Pol. | Horizontal | Fundamental |
| Peak | 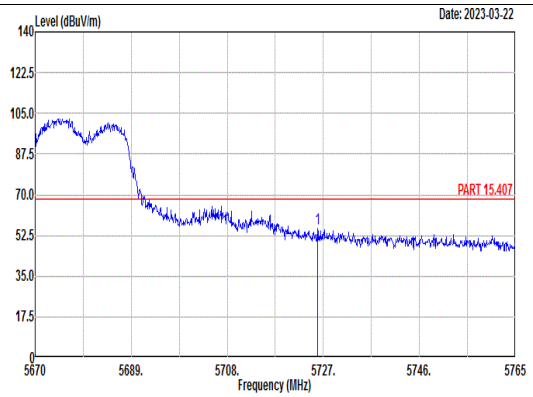 <br>Site : 03CH03-SZ<br>Condition: PART 15.407 3m ANT3117_0057 HORIZONTAL<br>: RBW:1000.000kHz VBW:3000.000kHz<br>Mode : 64<br>Setting : MCS0 Power setting 15<br>Plane : X with accessory<br>: 32fa7a52<br><br>Freq Level Limit Line Margin (dB) Read Level Ant Factor Cable Loss Preamp Factor APos TPos Remark<br>MHz dBuV/m dBuV/m dBuV dB/m dB dB cm deg<br>1 5725.86 55.28 68.30 -13.02 45.06 34.90 8.68 33.36 100 57 PEAK | Blank |

| Mode | 64 | |
|---|---|---|
| | Band Edge - L | |
| | U-NII-2C_5.47-5.725_802.11n HT40_CH134_5670MHz | |
| ANT | 3+10 | |
| Pol. | Vertical | Fundamental |
| Peak | 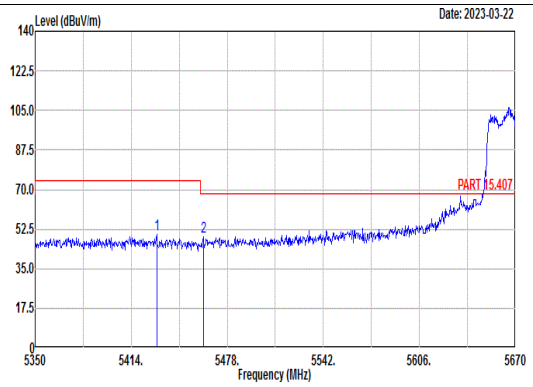 <br>Site : 03CH03-SZ<br>Condition: PART 15.407 3m ANT3117_0057 VERTICAL<br>: RBW:1000.000kHz VBW:3000.000kHz<br>Mode : 64<br>Setting : MCS0 Power setting 15<br>Plane : X with accessory<br>: 32fa7a52<br>1 5430.96 50.42 74.00 -23.58 40.84 34.43 8.45 33.30 101 237 PEAK<br>2 5462.00 48.90 68.30 -19.40 39.42 34.42 8.41 33.35 101 237 PEAK | 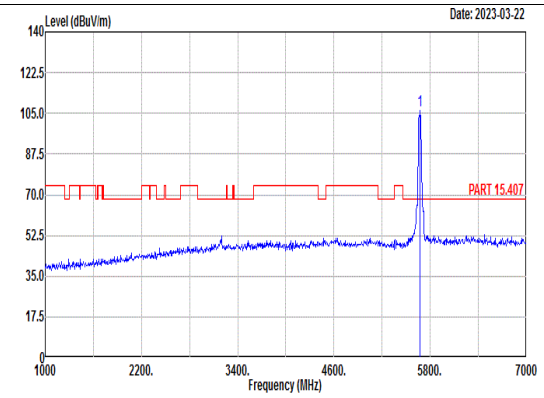 <br>Site : 03CH03-SZ<br>Condition: PART 15.407 3m ANT3117_0057 VERTICAL<br>: RBW:1000.000kHz VBW:3000.000kHz<br>Mode : 64<br>Setting : MCS0 Power setting 15<br>Plane : X with accessory<br>: 32fa7a52<br>1 5670.00 105.93 ------ ------ 96.03 34.78 8.49 33.37 101 237 PEAK |
| Avg | 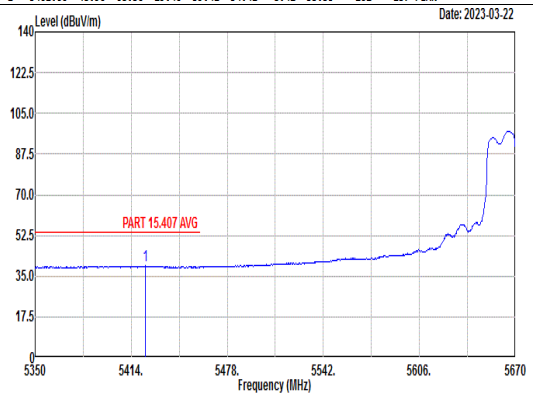 <br>Site : 03CH03-SZ<br>Condition: PART 15.407 AVG 3m ANT3117_0057 VERTICAL<br>: RBW:1000.000kHz VBW:1.000kHz<br>Mode : 64<br>Setting : MCS0 Power setting 15<br>Plane : X with accessory<br>: 32fa7a52<br>1 5423.28 39.41 54.00 -14.59 29.81 34.43 8.46 33.29 101 237 AVERAGE | 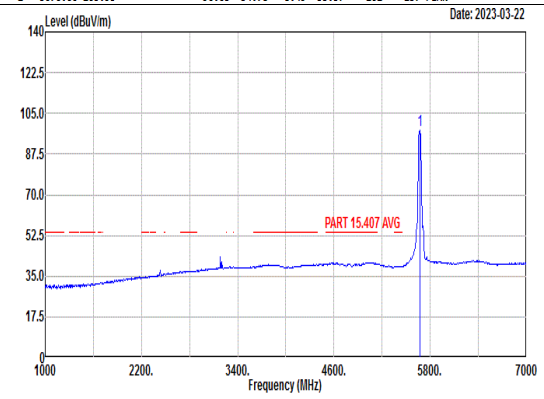 <br>Site : 03CH03-SZ<br>Condition: PART 15.407 AVG 3m ANT3117_0057 VERTICAL<br>: RBW:1000.000kHz VBW:1.000kHz<br>Mode : 64<br>Setting : MCS0 Power setting 15<br>Plane : X with accessory<br>: 32fa7a52<br>1 5670.00 97.47 ------ ------ 87.61 34.77 8.46 33.37 101 237 AVERAGE |

| Mode | 64 | |
|---|---|---|
| | Band Edge - R | |
| | U-NII-2C_5.47-5.725_802.11n HT40_CH134_5670MHz | |
| ANT | 3+10 | |
| Pol. | Vertical | Fundamental |
| Peak | 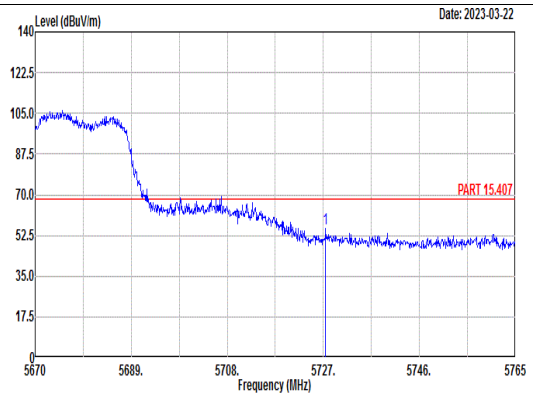 <br>Site : 03CH03-SZ<br>Condition: PART 15.407 3m ANT3117_0057 VERTICAL<br>: RBW:1000.000kHz VBW:3000.000kHz<br>Mode : 64<br>Setting : MCS0 Power setting 15<br>Plane : X with accessory<br>: 32fa7a52<br><br>Freq Level Limit Line Margin (dB) Read Level Ant Factor Cable Loss Preamp Factor APos TPos Remark<br>MHz dBuV/m dBuV/m dBuV dB/m dB dB cm deg<br>1 5727.48 55.35 68.30 -12.95 45.12 34.90 8.68 33.35 101 237 PEAK | Blank |

| Mode | 64 | |
|---|---|---|
| | Harmonic | |
| | U-NII-2C_5.47-5.725_802.11n HT40_CH134_5670MHz | |
| ANT | 3+10 | |
| Pol. | Horizontal | Vertical |
| Peak<br>Avg | 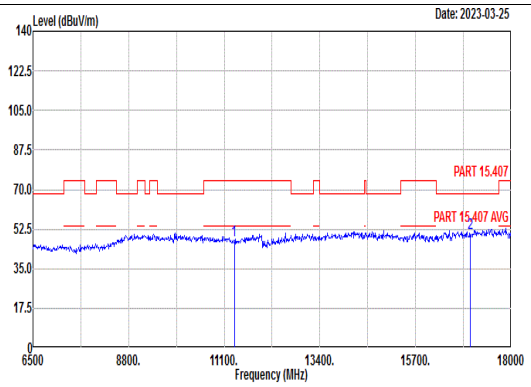 <br>Site : 03CH03-SZ<br>Condition: PART 15.407 3m ANT3117_0057 HORIZONTAL<br>Project : 2D0705<br>Mode : 64<br>SN : 32fa7a52<br>Plane : X with accessories<br>: MCS0 Power setting 15<br><br>Freq Level Limit Line Margin Read Level Ant Factor Cable Loss Preamp Factor APos TPos Remark<br>MHz dBuV/m dBuV/m dB dBuV dB/m dB dB cm deg<br>1 11340.00 47.76 74.00 -26.24 50.74 39.43 11.38 53.79 --- --- Peak<br>2 17010.00 50.53 68.30 -17.77 47.22 42.40 13.12 52.21 --- --- Peak | 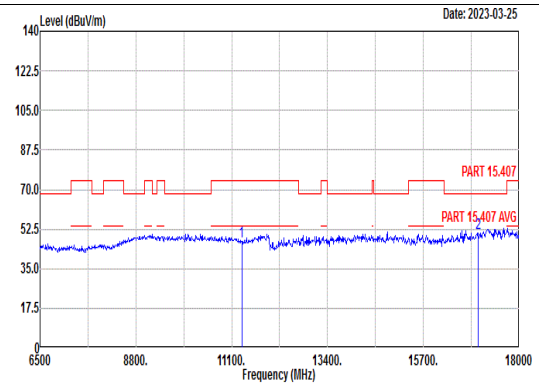 <br>Site : 03CH03-SZ<br>Condition: PART 15.407 3m ANT3117_0057 VERTICAL<br>Project : 2D0705<br>Mode : 64<br>SN : 32fa7a52<br>Plane : X with accessories<br>: MCS0 Power setting 15<br><br>Freq Level Limit Line Margin Read Level Ant Factor Cable Loss Preamp Factor APos TPos Remark<br>MHz dBuV/m dBuV/m dB dBuV dB/m dB dB cm deg<br>1 11340.00 47.09 74.00 -26.91 50.07 39.43 11.38 53.79 --- --- Peak<br>2 17010.00 50.89 68.30 -17.41 47.58 42.40 13.12 52.21 --- --- Peak |

| Mode | 65 | |
|---|---|---|
| | Band Edge | |
| | U-NII-3_5.725-5.85_802.11n HT20_CH149_5745MHz | |
| ANT | 3+10 | |
| Pol. | Horizontal | Fundamental |
| Peak | 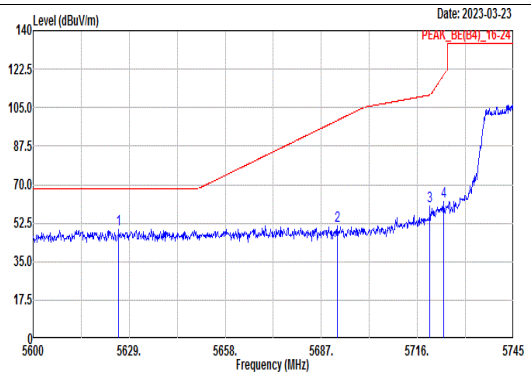 <br>Site : 03CH03-SZ<br>Condition: PEAK_BE(B4)_16-24 3m ANT3117_0057 HORIZONTAL<br>Mode : 65<br>Setting : MCS0 Powersetting 16<br>Plane : Y with accessories<br>: 32fa7a52<br><br>Freq Level Limit Line Margin (dB) Read Level Ant Factor Cable Loss Preamp Factor APos TPos Remark<br>MHz dBuV/m dBuV/m dBuV dB/m dB dB cm deg<br>1 5625.81 49.82 68.30 -18.48 40.20 34.68 8.31 33.37 205 119 PEAK<br>2 5691.79 51.37 99.16 -47.79 41.36 34.82 8.55 33.36 205 119 PEAK<br>3 5719.77 60.44 110.74 -50.30 50.27 34.88 8.65 33.36 205 119 PEAK<br>4 5723.83 62.51 119.53 -57.02 52.31 34.89 8.67 33.36 205 119 PEAK | 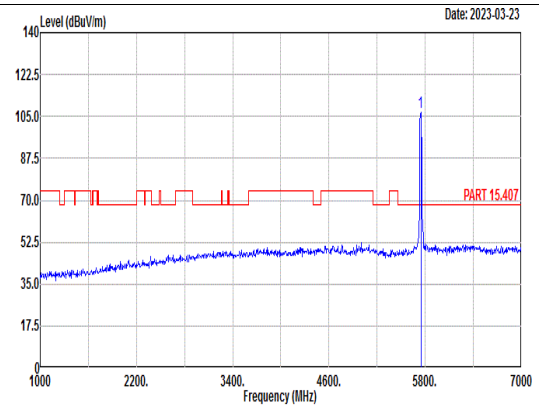 <br>Site : 03CH03-SZ<br>Condition: PART 15.407 3m ANT3117_0057 HORIZONTAL<br>Mode : 65<br>Setting : MCS0 Powersetting 16<br>Plane : Y with accessories<br>: 32fa7a52<br><br>Freq Level Limit Line Margin (dB) Read Level Ant Factor Cable Loss Preamp Factor APos TPos Remark<br>MHz dBuV/m dBuV/m dBuV dB/m dB dB cm deg<br>1 5745.00 106.97 ------ ------ 96.63 34.94 8.75 33.35 205 119 PEAK |
| Avg | Blank | 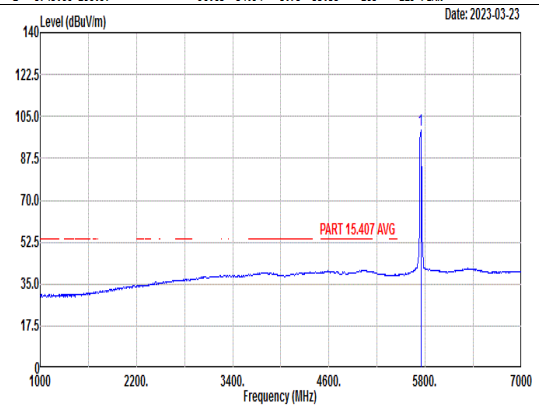 <br>Site : 03CH03-SZ<br>Condition: PART 15.407 AVG 3m ANT3117_0057 HORIZONTAL<br>Mode : 65<br>Setting : MCS0 Powersetting 16<br>Plane : Y with accessories<br>: 32fa7a52<br><br>Freq Level Limit Line Margin (dB) Read Level Ant Factor Cable Loss Preamp Factor APos TPos Remark<br>MHz dBuV/m dBuV/m dBuV dB/m dB dB cm deg<br>1 5745.00 99.11 ------ ------ 88.77 34.94 8.75 33.35 205 119 AVERAGE |