Mode	1	
	Band Edge	
	U-NII-1_5.15-5.25_802.11a_CH36_5180MHz	
ANT	3+10	
Pol.	Vertical	Fundamental
Peak	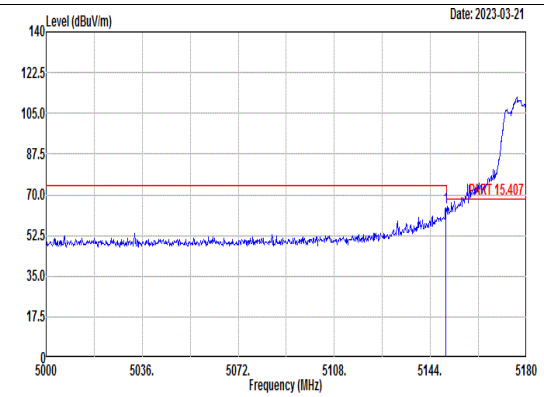 Site : 03CH03-SZ Condition: PART 15.407 3m ANT3117_0057 VERTICAL : RBW:1000.000kHz VBW:3000.000kHz Mode : 1 Setting : 6M Power setting 16.5 Plane : X with accessary : 32fa7a52 Freq Level Limit Line Margin (dB) Read Level Ant Factor Cable Loss Preamp Factor APos TPos Remark MHz dBuV/m dBuV/m dBuV dB/m dB dB cm deg 1 5149.76 64.39 74.00 -9.61 54.78 34.54 7.92 32.85 100 146 PEAK	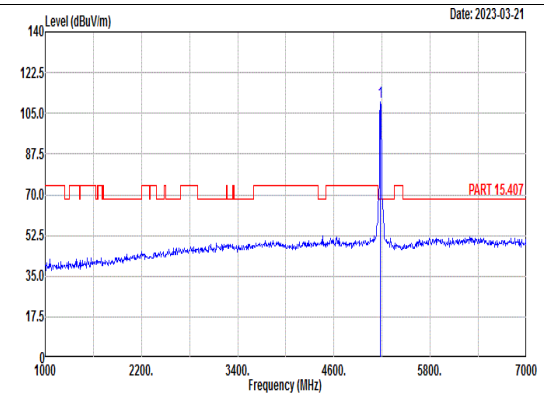 Site : 03CH03-SZ Condition: PART 15.407 3m ANT3117_0057 VERTICAL : RBW:1000.000kHz VBW:3000.000kHz Mode : 1 Setting : 6M Power setting 16.5 Plane : X with accessary : 32fa7a52 Freq Level Limit Line Margin (dB) Read Level Ant Factor Cable Loss Preamp Factor APos TPos Remark MHz dBuV/m dBuV/m dBuV dB/m dB dB cm deg 1 5180.00 109.71 ------ ------ 100.14 34.53 7.94 32.90 100 146 PEAK
Avg	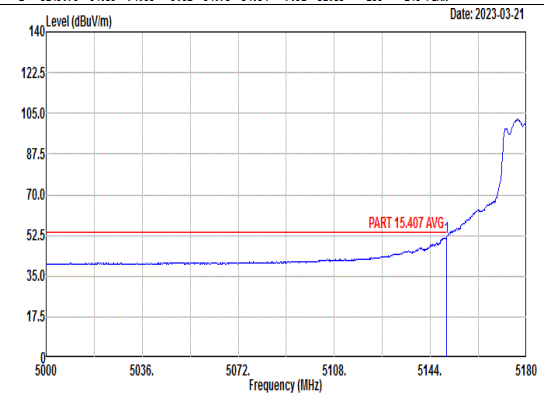 Site : 03CH03-SZ Condition: PART 15.407 AVG 3m ANT3117_0057 VERTICAL : RBW:1000.000kHz VBW:0.010kHz Mode : 1 Setting : 6M Power setting 16.5 Plane : X with accessary : 32fa7a52 Freq Level Limit Line Margin (dB) Read Level Ant Factor Cable Loss Preamp Factor APos TPos Remark MHz dBuV/m dBuV/m dBuV dB/m dB dB cm deg 1 5149.94 51.57 54.00 -2.43 41.96 34.54 7.92 32.85 100 146 AVERAGE	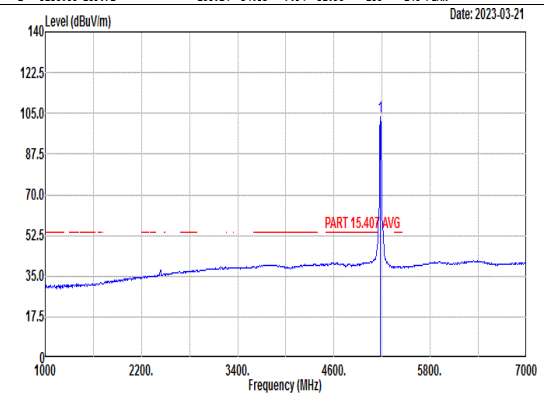 Site : 03CH03-SZ Condition: PART 15.407 AVG 3m ANT3117_0057 VERTICAL : RBW:1000.000kHz VBW:0.010kHz Mode : 1 Setting : 6M Power setting 16.5 Plane : X with accessary : 32fa7a52 Freq Level Limit Line Margin (dB) Read Level Ant Factor Cable Loss Preamp Factor APos TPos Remark MHz dBuV/m dBuV/m dBuV dB/m dB dB cm deg 1 5180.00 103.68 ------ ------ 94.11 34.53 7.94 32.90 100 146 AVERAGE

Mode	1	
	Harmonic	
	U-NII-1_5.15-5.25_802.11a_CH36_5180MHz	
ANT	3+10	
Pol.	Horizontal	Vertical
Peak Avg	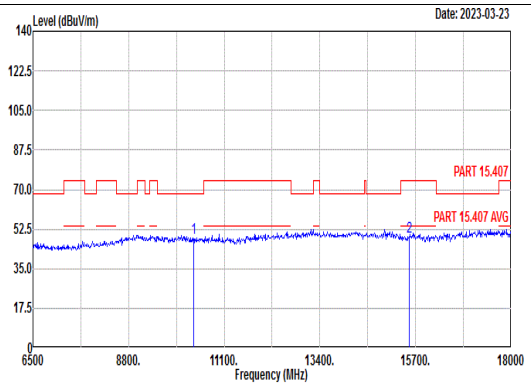 Site : 03CH03-SZ Condition: PART 15.407 3m ANT3117_0057 HORIZONTAL Project : 2D0705 Mode : 1 SN : 32fa7a52 Plane : X with accessories : 6M Power setting 16.5 Freq Level Limit Line Margin Read Level Ant Factor Cable Loss Preamp Factor APos TPos Remark MHz dBuV/m dBuV/m dB dBuV dB/m dB dB cm deg 1 10360.00 48.53 68.30 -19.77 51.26 39.72 10.73 53.18 --- --- Peak 2 15540.00 49.29 74.00 -24.71 49.23 41.74 12.72 54.40 --- --- Peak	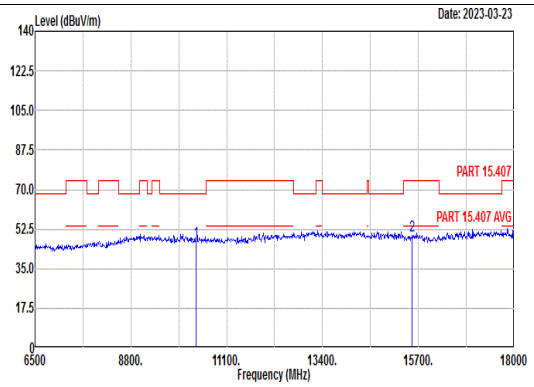 Site : 03CH03-SZ Condition: PART 15.407 3m ANT3117_0057 VERTICAL Project : 2D0705 Mode : 1 SN : 32fa7a52 Plane : X with accessories : 6M Power setting 16.5 Freq Level Limit Line Margin Read Level Ant Factor Cable Loss Preamp Factor APos TPos Remark MHz dBuV/m dBuV/m dB dBuV dB/m dB dB cm deg 1 10360.00 47.25 68.30 -21.05 49.98 39.72 10.73 53.18 --- --- Peak 2 15540.00 49.52 74.00 -24.48 49.46 41.74 12.72 54.40 --- --- Peak

Mode	2	
	Harmonic	
	U-NII-1_5.15-5.25_802.11a_CH44_5220MHz	
ANT	3+10	
Pol.	Horizontal	Vertical
Peak Avg	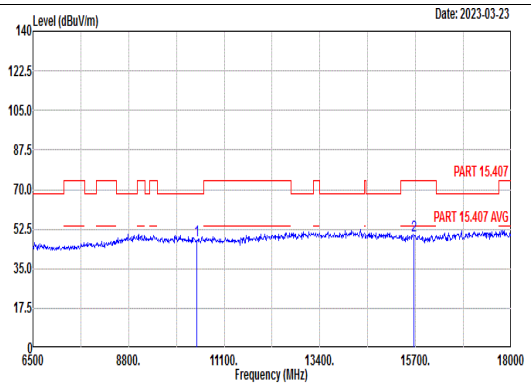 Site : 03CH03-SZ Condition: PART 15.407 3m ANT3117_0057 HORIZONTAL Project : 2D0705 Mode : 2 SN : 32fa7a52 Plane : X with accessories : 6M Power setting 17 Freq Level Limit Line Margin Read Level Ant Factor Cable Loss Preamp Factor APos TPos Remark MHz dBuV/m dBuV/m dB dBuV dB/m dB dB cm deg 1 10440.00 47.79 68.30 -20.51 50.52 39.76 10.79 53.28 --- --- Peak 2 15660.00 49.82 74.00 -24.18 49.80 41.86 12.72 54.56 --- --- Peak	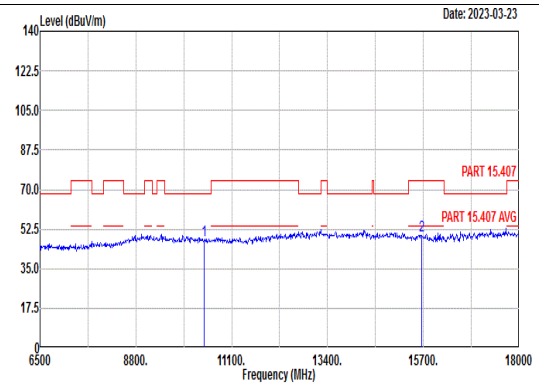 Site : 03CH03-SZ Condition: PART 15.407 3m ANT3117_0057 VERTICAL Project : 2D0705 Mode : 2 SN : 32fa7a52 Plane : X with accessories : 6M Power setting 17 Freq Level Limit Line Margin Read Level Ant Factor Cable Loss Preamp Factor APos TPos Remark MHz dBuV/m dBuV/m dB dBuV dB/m dB dB cm deg 1 10440.00 47.63 68.30 -20.67 50.36 39.76 10.79 53.28 --- --- Peak 2 15660.00 49.45 74.00 -24.55 49.43 41.86 12.72 54.56 --- --- Peak

Mode	3	
	Harmonic	
	U-NII-1_5.15-5.25_802.11a_CH48_5240MHz	
ANT	3+10	
Pol.	Horizontal	Vertical
Peak Avg	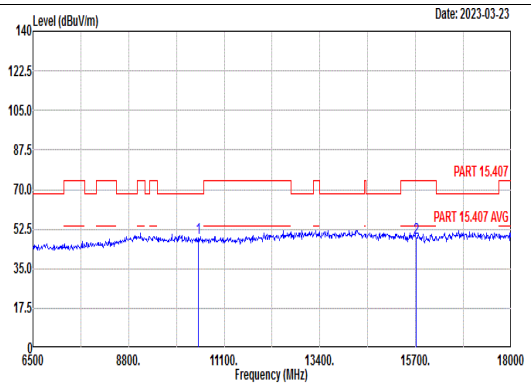 Site : 03CH03-SZ Condition: PART 15.407 3m ANT3117_0057 HORIZONTAL Project : 2D0705 Mode : 3 SN : 32fa7a52 Plane : X with accessories : 6M Power setting 17 Freq Level Limit Line Margin Read Level Ant Factor Cable Loss Preamp Factor APos TPos Remark MHz dBuV/m dBuV/m dB dBuV dB/m dB dB cm deg 1 10480.00 48.44 68.30 -19.86 51.16 39.79 10.82 53.33 --- --- Peak 2 15720.00 48.82 74.00 -25.18 48.83 41.92 12.71 54.64 --- --- Peak	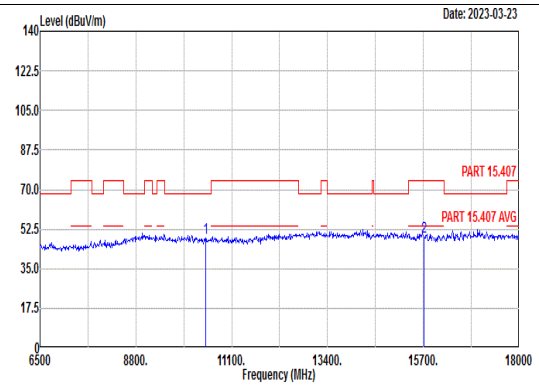 Site : 03CH03-SZ Condition: PART 15.407 3m ANT3117_0057 VERTICAL Project : 2D0705 Mode : 3 SN : 32fa7a52 Plane : X with accessories : 6M Power setting 17 Freq Level Limit Line Margin Read Level Ant Factor Cable Loss Preamp Factor APos TPos Remark MHz dBuV/m dBuV/m dB dBuV dB/m dB dB cm deg 1 10480.00 48.59 68.30 -19.71 51.31 39.79 10.82 53.33 --- --- Peak 2 15720.00 49.13 74.00 -24.87 49.14 41.92 12.71 54.64 --- --- Peak

Mode	4	
	Harmonic	
	U-NII-2A_5.25-5.35_802.11a_CH52_5280MHz	
ANT	3+10	
Pol.	Horizontal	Vertical
Peak Avg	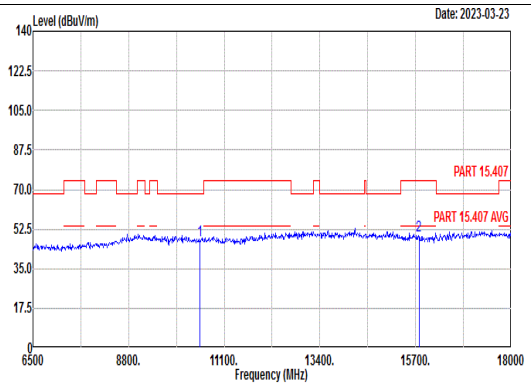 Site : 03CH03-SZ Condition: PART 15.407 3m ANT3117_0057 HORIZONTAL Project : 2D0705 Mode : 4 SN : 32fa7a52 Plane : X with accessories : 6M Power setting 17 Freq Level Limit Line Margin Read Level Ant Factor Cable Loss Preamp Factor APos TPos Remark MHz dBuV/m dBuV/m dB dBuV dB/m dB dB cm deg 1 10520.00 47.41 68.30 -20.89 50.15 39.79 10.85 53.38 --- --- Peak 2 15780.00 49.90 74.00 -24.10 49.93 41.98 12.71 54.72 --- --- Peak	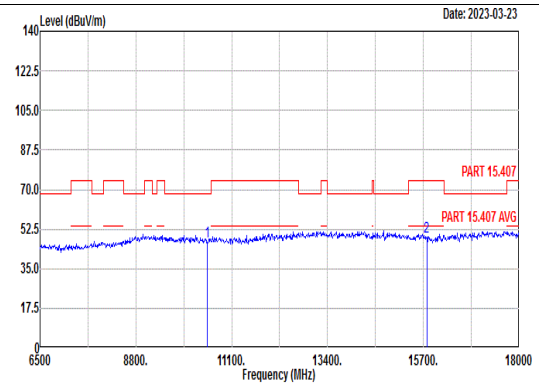 Site : 03CH03-SZ Condition: PART 15.407 3m ANT3117_0057 VERTICAL Project : 2D0705 Mode : 4 SN : 32fa7a52 Plane : X with accessories : 6M Power setting 17 Freq Level Limit Line Margin Read Level Ant Factor Cable Loss Preamp Factor APos TPos Remark MHz dBuV/m dBuV/m dB dBuV dB/m dB dB cm deg 1 10520.00 47.16 68.30 -21.14 49.90 39.79 10.85 53.38 --- --- Peak 2 15780.00 49.09 74.00 -24.91 49.12 41.98 12.71 54.72 --- --- Peak

Mode	5	
	Harmonic	
	U-NII-2A_5.25-5.35_802.11a_CH60_5300MHz	
ANT	3+10	
Pol.	Horizontal	Vertical
Peak Avg	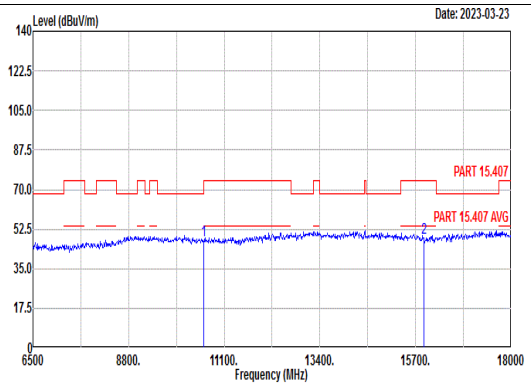 Site : 03CH03-SZ Condition: PART 15.407 3m ANT3117_0057 HORIZONTAL Project : 2D0705 Mode : 5 SN : 32fa7a52 Plane : X with accessories : 6M Power setting 17 Freq Level Limit Line Margin Read Level Ant Factor Cable Loss Preamp Factor APos TPos Remark MHz dBuV/m dBuV/m dB dBuV dB/m dB dB cm deg 1 10600.00 47.34 74.00 -26.66 50.18 39.74 10.91 53.49 --- --- Peak 2 15900.00 48.36 74.00 -25.64 48.43 42.10 12.71 54.88 --- --- Peak	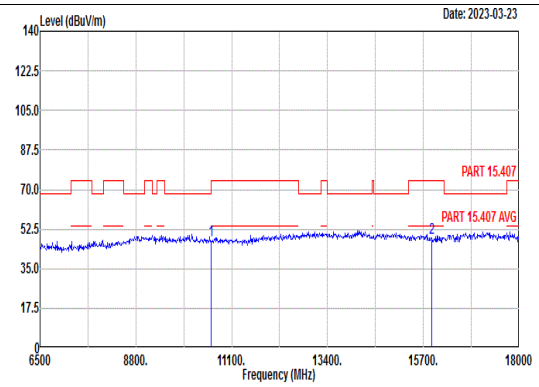 Site : 03CH03-SZ Condition: PART 15.407 3m ANT3117_0057 VERTICAL Project : 2D0705 Mode : 5 SN : 32fa7a52 Plane : X with accessories : 6M Power setting 17 Freq Level Limit Line Margin Read Level Ant Factor Cable Loss Preamp Factor APos TPos Remark MHz dBuV/m dBuV/m dB dBuV dB/m dB dB cm deg 1 10600.00 47.42 74.00 -26.58 50.26 39.74 10.91 53.49 --- --- Peak 2 15900.00 48.60 74.00 -25.40 48.67 42.10 12.71 54.88 --- --- Peak

Mode	6	
	Band Edge	
	U-NII-2A_5.25-5.35_802.11a_CH64_5320MHz	
ANT	3+10	
Pol.	Horizontal	Fundamental
Peak	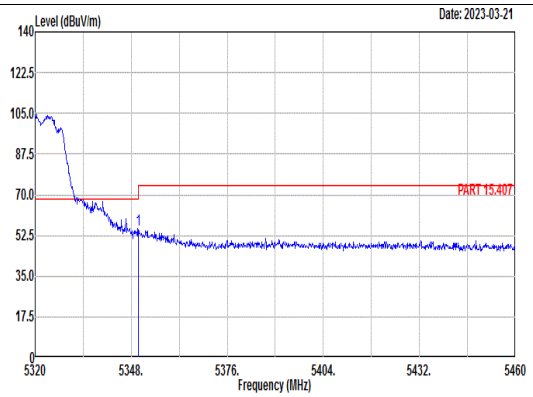 Site : 03CH03-SZ Condition: PART 15.407 3m ANT3117_0057 HORIZONTAL : RBW:1000.000kHz VBW:3000.000kHz Mode : 6 Setting : 6M Power setting 17 Plane : X with accessary : 32fa7a52 Freq Level Limit Line Margin (dB) Read Level Ant Factor Cable Loss Preamp Factor APos TPos Remark MHz dBuV/m dBuV/m dBuV dB/m dB dB cm deg 1 5350.10 55.09 74.00 -18.91 45.47 34.46 8.33 33.17 100 133 PEAK	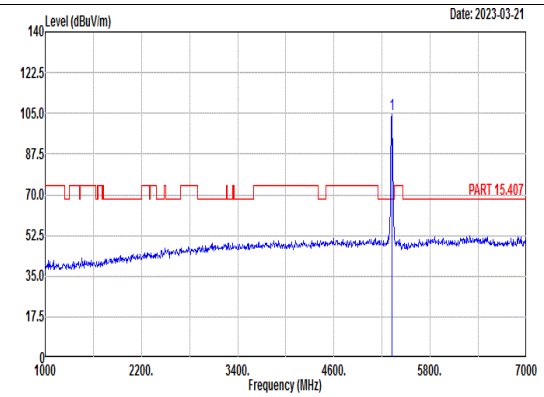 Site : 03CH03-SZ Condition: PART 15.407 3m ANT3117_0057 HORIZONTAL : RBW:1000.000kHz VBW:3000.000kHz Mode : 6 Setting : 6M Power setting 17 Plane : X with accessary : 32fa7a52 Freq Level Limit Line Margin (dB) Read Level Ant Factor Cable Loss Preamp Factor APos TPos Remark MHz dBuV/m dBuV/m dBuV dB/m dB dB cm deg 1 5320.00 104.35 ------ ------ 94.75 34.47 8.25 33.12 100 133 PEAK
Avg	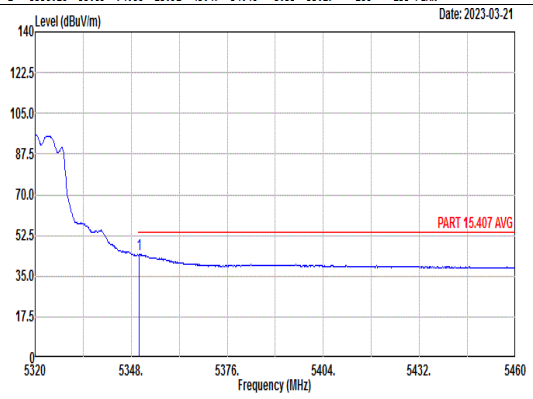 Site : 03CH03-SZ Condition: PART 15.407 AVG 3m ANT3117_0057 HORIZONTAL : RBW:1000.000kHz VBW:0.010kHz Mode : 6 Setting : 6M Power setting 17 Plane : X with accessary : 32fa7a52 Freq Level Limit Line Margin (dB) Read Level Ant Factor Cable Loss Preamp Factor APos TPos Remark MHz dBuV/m dBuV/m dBuV dB/m dB dB cm deg 1 5350.38 44.17 54.00 -9.83 34.55 34.46 8.33 33.17 100 133 AVERAGE	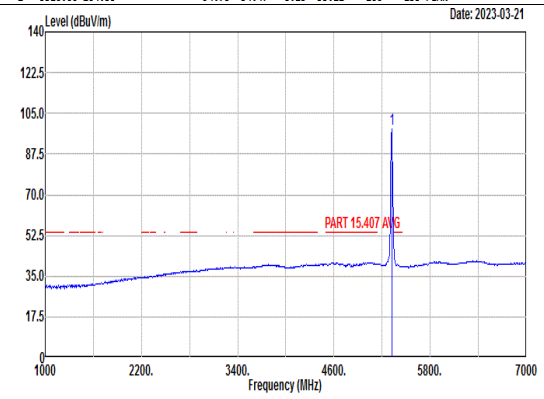 Site : 03CH03-SZ Condition: PART 15.407 AVG 3m ANT3117_0057 HORIZONTAL : RBW:1000.000kHz VBW:0.010kHz Mode : 6 Setting : 6M Power setting 17 Plane : X with accessary : 32fa7a52 Freq Level Limit Line Margin (dB) Read Level Ant Factor Cable Loss Preamp Factor APos TPos Remark MHz dBuV/m dBuV/m dBuV dB/m dB dB cm deg 1 5320.00 98.16 ------ ------ 88.56 34.47 8.25 33.12 100 133 AVERAGE

Mode	6	
	Band Edge	
	U-NII-2A_5.25-5.35_802.11a_CH64_5320MHz	
ANT	3+10	
Pol.	Vertical	Fundamental
Peak	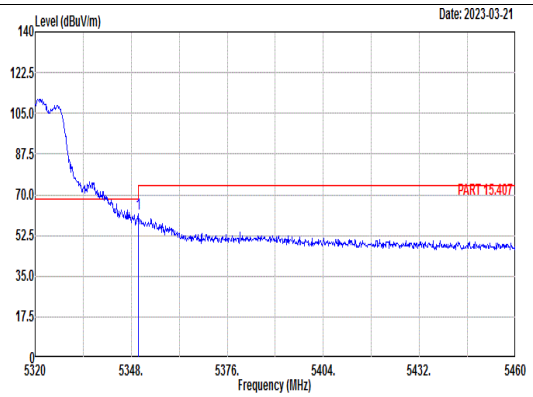 Site : 03CH03-SZ Condition: PART 15.407 3m ANT3117_0057 VERTICAL : RBW:1000.000kHz VBW:3000.000kHz Mode : 6 Setting : 6M Power setting 17 Plane : X with accessary : 32fa7a52 Freq Level Limit Line Margin (dB) Read Level Ant Factor Cable Loss Preamp Factor APos TPos Remark MHz dBuV/m dBuV/m dBuV dB/m dB dB cm deg 1 5350.10 61.66 74.00 -12.34 52.04 34.46 8.33 33.17 100 159 PEAK	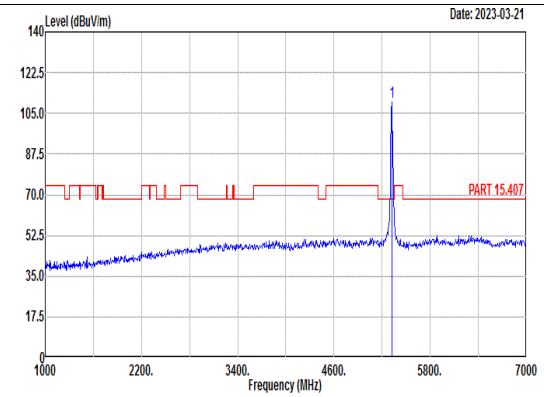 Site : 03CH03-SZ Condition: PART 15.407 3m ANT3117_0057 VERTICAL : RBW:1000.000kHz VBW:3000.000kHz Mode : 6 Setting : 6M Power setting 17 Plane : X with accessary : 32fa7a52 Freq Level Limit Line Margin (dB) Read Level Ant Factor Cable Loss Preamp Factor APos TPos Remark MHz dBuV/m dBuV/m dBuV dB/m dB dB cm deg 1 5320.00 109.74 ------ ------ 100.14 34.47 8.25 33.12 100 159 PEAK
Avg	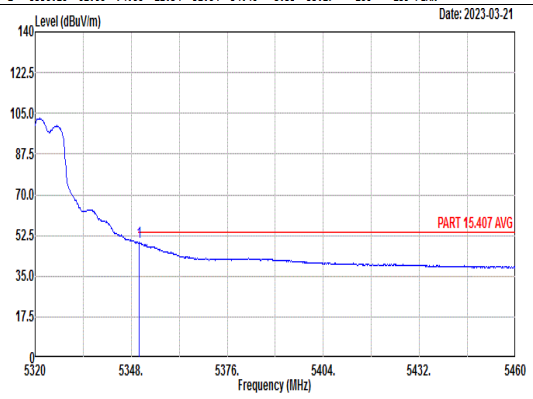 Site : 03CH03-SZ Condition: PART 15.407 AVG 3m ANT3117_0057 VERTICAL : RBW:1000.000kHz VBW:0.010kHz Mode : 6 Setting : 6M Power setting 17 Plane : X with accessary : 32fa7a52 Freq Level Limit Line Margin (dB) Read Level Ant Factor Cable Loss Preamp Factor APos TPos Remark MHz dBuV/m dBuV/m dBuV dB/m dB dB cm deg 1 5350.38 49.46 54.00 -4.54 39.84 34.46 8.33 33.17 100 159 AVERAGE	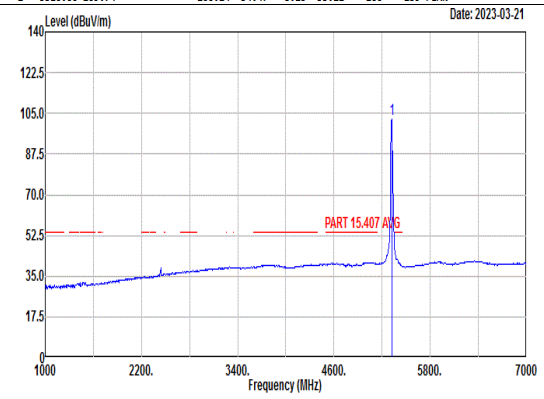 Site : 03CH03-SZ Condition: PART 15.407 AVG 3m ANT3117_0057 VERTICAL : RBW:1000.000kHz VBW:0.010kHz Mode : 6 Setting : 6M Power setting 17 Plane : X with accessary : 32fa7a52 Freq Level Limit Line Margin (dB) Read Level Ant Factor Cable Loss Preamp Factor APos TPos Remark MHz dBuV/m dBuV/m dBuV dB/m dB dB cm deg 1 5320.00 102.53 ------ ------ 92.93 34.47 8.25 33.12 100 159 AVERAGE

Mode	6	
	Harmonic	
	U-NII-2A_5.25-5.35_802.11a_CH64_5320MHz	
ANT	3+10	
Pol.	Horizontal	Vertical
Peak Avg	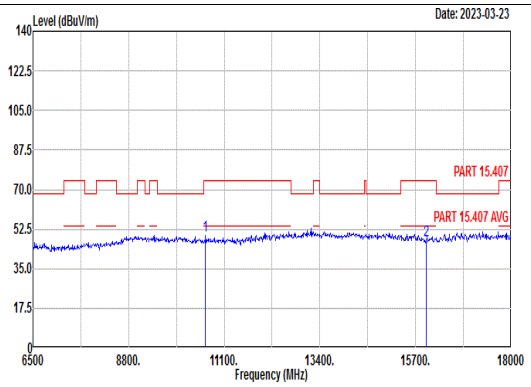 Site : 03CH03-SZ Condition: PART 15.407 3m ANT3117_0057 HORIZONTAL Project : 2D0705 Mode : 6 SN : 32fa7a52 Plane : X with accessories : 6M Power setting 17 Freq Level Limit Line Margin Read Level Ant Factor Cable Loss Preamp Factor APos TPos Remark MHz dBuV/m dBuV/m dB dBuV dB/m dB dB cm deg 1 10640.00 49.75 74.00 -24.25 52.63 39.72 10.94 53.54 --- --- Peak 2 15960.00 47.69 74.00 -26.31 47.79 42.16 12.70 54.96 --- --- Peak	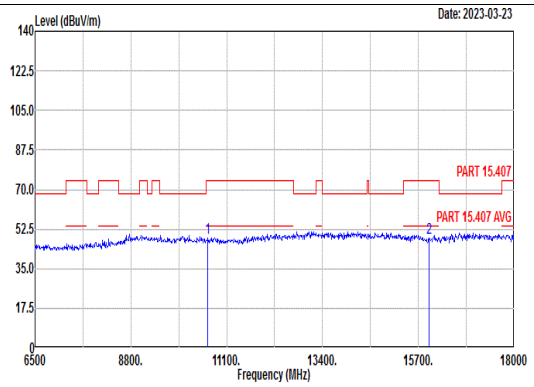 Site : 03CH03-SZ Condition: PART 15.407 3m ANT3117_0057 VERTICAL Project : 2D0705 Mode : 6 SN : 32fa7a52 Plane : X with accessories : 6M Power setting 17 Freq Level Limit Line Margin Read Level Ant Factor Cable Loss Preamp Factor APos TPos Remark MHz dBuV/m dBuV/m dB dBuV dB/m dB dB cm deg 1 10640.00 48.63 74.00 -25.37 51.51 39.72 10.94 53.54 --- --- Peak 2 15960.00 48.71 74.00 -25.29 48.81 42.16 12.70 54.96 --- --- Peak

Mode	7	
	Band Edge	
	U-NII-2C_5.47-5.725_802.11a_CH100_5500MHz	
ANT	3+10	
Pol.	Horizontal	Fundamental
Peak	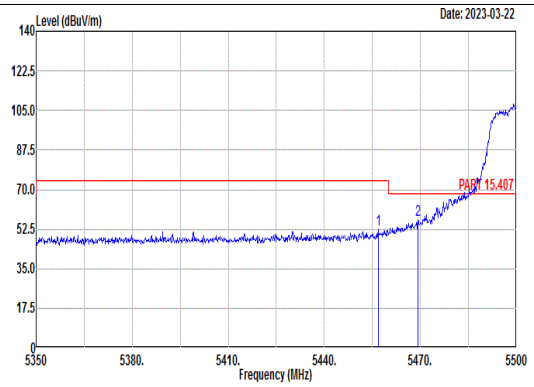 Site : 03CH03-SZ Condition: PART 15.407 3m ANT3117_0057 HORIZONTAL : RBW:1000.000kHz VBW:3000.000kHz Mode : 7 Setting : 6M Power setting 17 Plane : X with accessary : 32fa7a52 Freq Level Limit Line Margin (dB) Read Level Ant Factor Cable Loss Preamp Factor APos TPos Remark MHz dBuV/m dBuV/m dBuV dB/m dB dB cm deg 1 5456.80 52.13 74.00 -21.87 42.64 34.42 8.41 33.34 100 137 Peak 2 5469.25 56.28 68.30 -12.02 46.83 34.41 8.40 33.36 100 137 PEAK	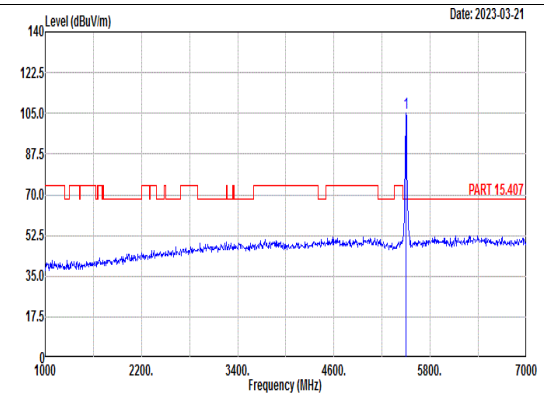 Site : 03CH03-SZ Condition: PART 15.407 3m ANT3117_0057 HORIZONTAL : RBW:1000.000kHz VBW:3000.000kHz Mode : 7 Setting : 6M Power setting 17 Plane : X with accessary : 32fa7a52 Freq Level Limit Line Margin (dB) Read Level Ant Factor Cable Loss Preamp Factor APos TPos Remark MHz dBuV/m dBuV/m dBuV dB/m dB dB cm deg 1 5500.00 105.25 ------ ------ 95.89 34.40 8.36 33.40 100 137 PEAK
Avg	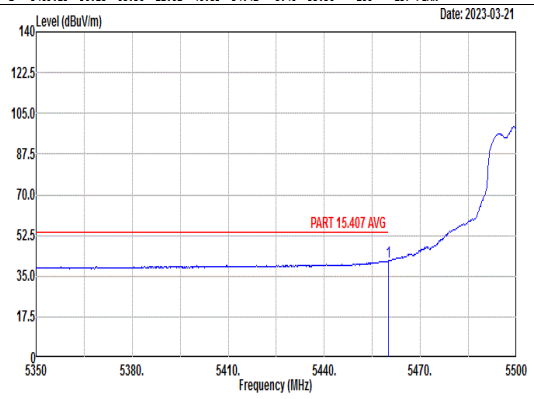 Site : 03CH03-SZ Condition: PART 15.407 AVG 3m ANT3117_0057 HORIZONTAL : RBW:1000.000kHz VBW:0.010kHz Mode : 7 Setting : 6M Power setting 17 Plane : X with accessary : 32fa7a52 Freq Level Limit Line Margin (dB) Read Level Ant Factor Cable Loss Preamp Factor APos TPos Remark MHz dBuV/m dBuV/m dBuV dB/m dB dB cm deg 1 5459.95 41.45 54.00 -12.55 31.97 34.42 8.41 33.35 100 137 AVERAGE	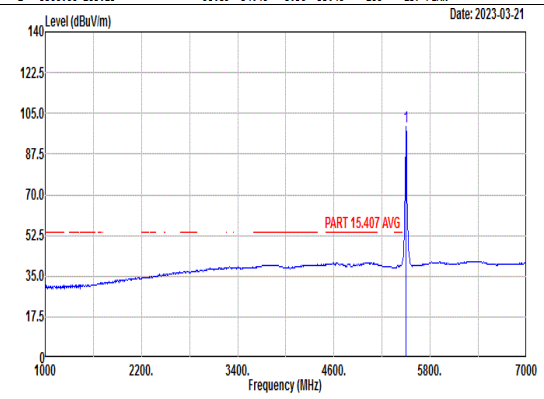 Site : 03CH03-SZ Condition: PART 15.407 AVG 3m ANT3117_0057 HORIZONTAL : RBW:1000.000kHz VBW:0.010kHz Mode : 7 Setting : 6M Power setting 17 Plane : X with accessary : 32fa7a52 Freq Level Limit Line Margin (dB) Read Level Ant Factor Cable Loss Preamp Factor APos TPos Remark MHz dBuV/m dBuV/m dBuV dB/m dB dB cm deg 1 5500.00 99.10 ------ ------ 89.74 34.40 8.36 33.40 100 137 AVERAGE

Mode	7
	Band Edge
	U-NII-2C_5.47-5.725_802.11a_CH100_5500MHz
ANT	3+10

Pol.	Vertical	Fundamental
Peak	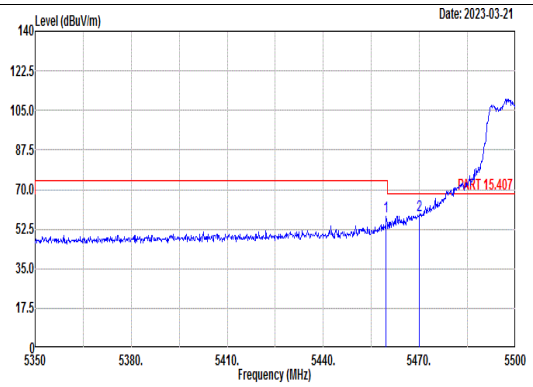 Site : 03CH03-SZ Condition: PART 15.407 3m ANT3117_0057 VERTICAL : RBW:1000.000kHz VBW:3000.000kHz Mode : 7 Setting : 6M Power setting 17 Plane : X with accessary : 32fa7a52 Freq Level Limit Line Margin (dB) Read Level Ant Factor Cable Loss Preamp Factor APos TPos Remark MHz dBuV/m dBuV/m dBuV dB/m dB dB cm deg 1 5459.65 58.02 74.00 -15.98 48.54 34.42 8.41 33.35 100 149 PEAK 2 5469.85 58.52 68.30 -9.78 49.07 34.41 8.40 33.36 100 149 PEAK	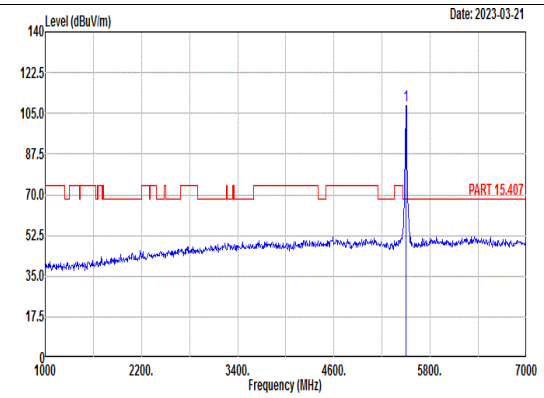 Site : 03CH03-SZ Condition: PART 15.407 3m ANT3117_0057 VERTICAL : RBW:1000.000kHz VBW:3000.000kHz Mode : 7 Setting : 6M Power setting 17 Plane : X with accessary : 32fa7a52 Freq Level Limit Line Margin (dB) Read Level Ant Factor Cable Loss Preamp Factor APos TPos Remark MHz dBuV/m dBuV/m dBuV dB/m dB dB cm deg 1 5500.00 108.34 ------ ------ 98.98 34.41 8.35 33.40 100 149 PEAK
Avg	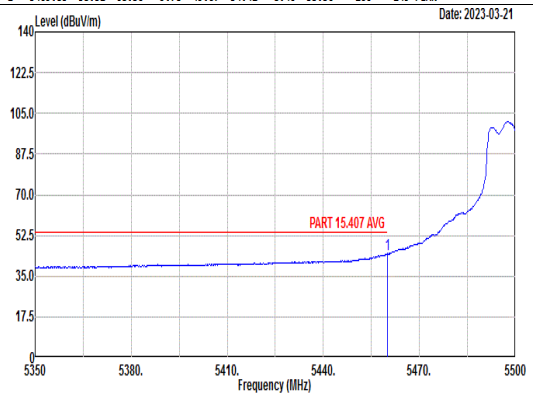 Site : 03CH03-SZ Condition: PART 15.407 AVG 3m ANT3117_0057 VERTICAL : RBW:1000.000kHz VBW:0.010kHz Mode : 7 Setting : 6M Power setting 17 Plane : X with accessary : 32fa7a52 Freq Level Limit Line Margin (dB) Read Level Ant Factor Cable Loss Preamp Factor APos TPos Remark MHz dBuV/m dBuV/m dBuV dB/m dB dB cm deg 1 5459.95 44.22 54.00 -9.78 34.74 34.42 8.41 33.35 100 149 AVERAGE	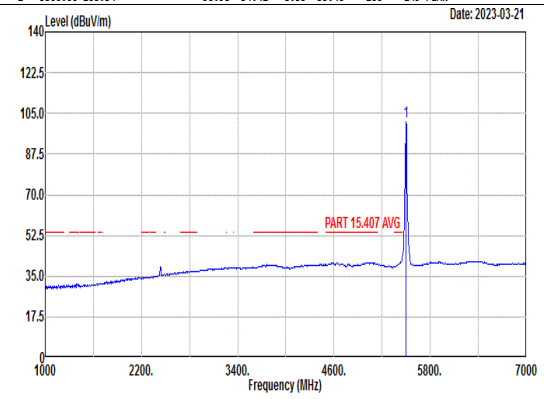 Site : 03CH03-SZ Condition: PART 15.407 AVG 3m ANT3117_0057 VERTICAL : RBW:1000.000kHz VBW:0.010kHz Mode : 7 Setting : 6M Power setting 17 Plane : X with accessary : 32fa7a52 Freq Level Limit Line Margin (dB) Read Level Ant Factor Cable Loss Preamp Factor APos TPos Remark MHz dBuV/m dBuV/m dBuV dB/m dB dB cm deg 1 5500.00 101.64 ------ ------ 92.28 34.40 8.36 33.40 100 149 AVERAGE

Mode	7	
	Harmonic	
	U-NII-2C_5.47-5.725_802.11a_CH100_5500MHz	
ANT	3+10	
Pol.	Horizontal	Vertical
Peak Avg	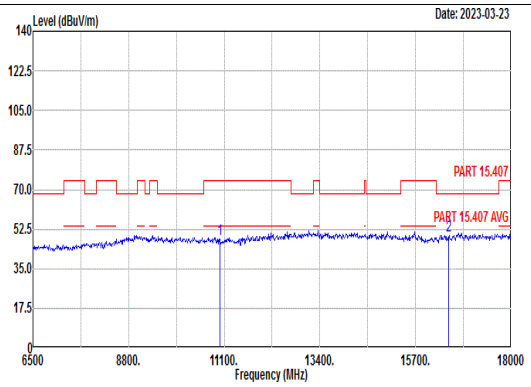 Site : 03CH03-SZ Condition: PART 15.407 3m ANT3117_0057 HORIZONTAL Project : 2D0705 Mode : 7 SN : 32fa7a52 Plane : X with accessories : 6M Power setting 17 Freq Level Limit Line Margin Read Level Ant Factor Cable Loss Preamp Factor APos TPos Remark MHz dBuV/m dBuV/m dB dBuV dB/m dB dB cm deg 1 11000.00 47.93 74.00 -26.07 51.22 39.50 11.21 54.00 --- --- Peak 2 16500.00 49.53 68.30 -18.77 47.71 42.50 12.91 53.59 --- --- Peak	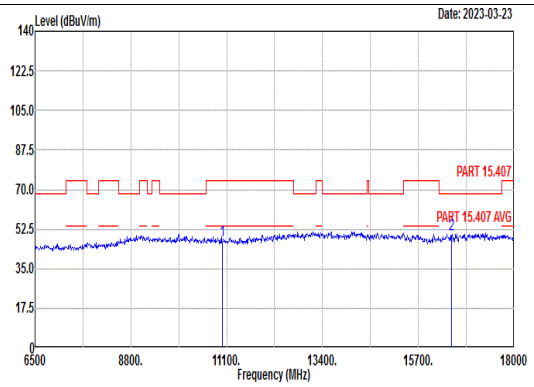 Site : 03CH03-SZ Condition: PART 15.407 3m ANT3117_0057 VERTICAL Project : 2D0705 Mode : 7 SN : 32fa7a52 Plane : X with accessories : 6M Power setting 17 Freq Level Limit Line Margin Read Level Ant Factor Cable Loss Preamp Factor APos TPos Remark MHz dBuV/m dBuV/m dB dBuV dB/m dB dB cm deg 1 11000.00 47.51 74.00 -26.49 50.80 39.50 11.21 54.00 --- --- Peak 2 16500.00 50.02 68.30 -18.28 48.20 42.50 12.91 53.59 --- --- Peak

Mode	8	
	Harmonic	
	U-NII-2C_5.47-5.725_802.11a_CH116_5580MHz	
ANT	3+10	
Pol.	Horizontal	Vertical
Peak Avg	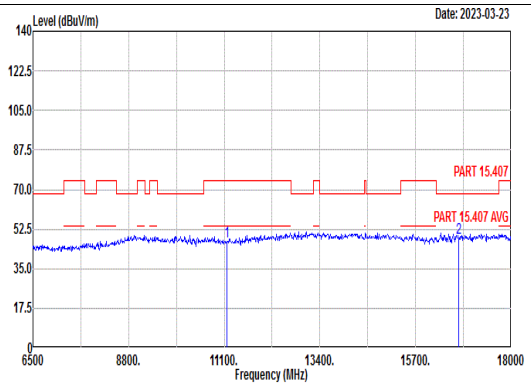 Site : 03CH03-SZ Condition: PART 15.407 3m ANT3117_0057 HORIZONTAL Project : 2D0705 Mode : 8 SN : 32fa7a52 Plane : X with accessories : 6M Power setting 17 Freq Level Limit Line Margin Read Level Ant Factor Cable Loss Preamp Factor APos TPos Remark MHz dBuV/m dBuV/m dB dBuV dB/m dB dB cm deg 1 11160.00 46.95 74.00 -27.05 50.09 39.47 11.29 53.90 --- --- Peak 2 16740.00 48.43 68.30 -19.87 45.89 42.45 13.01 52.92 --- --- Peak	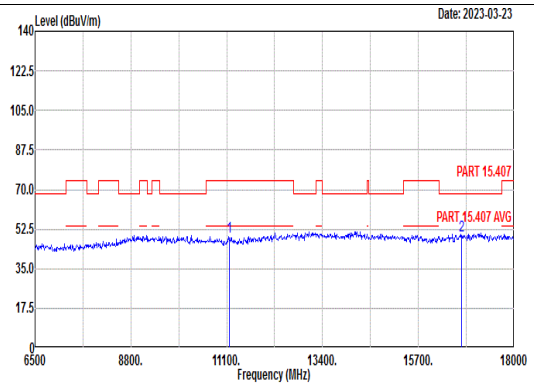 Site : 03CH03-SZ Condition: PART 15.407 3m ANT3117_0057 VERTICAL Project : 2D0705 Mode : 8 SN : 32fa7a52 Plane : X with accessories : 6M Power setting 17 Freq Level Limit Line Margin Read Level Ant Factor Cable Loss Preamp Factor APos TPos Remark MHz dBuV/m dBuV/m dB dBuV dB/m dB dB cm deg 1 11160.00 49.21 74.00 -24.79 52.35 39.47 11.29 53.90 --- --- Peak 2 16740.00 49.89 68.30 -18.41 47.35 42.45 13.01 52.92 --- --- Peak

Mode	9	
	Band Edge	
	U-NII-2C_5.47-5.725_802.11a_CH140_5700MHz	
ANT	3+10	
Pol.	Horizontal	Fundamental
Peak	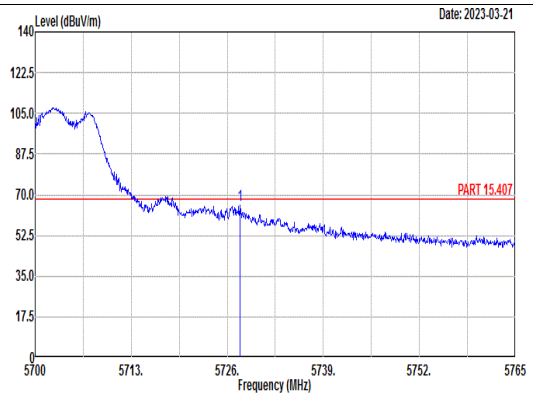 Site : 03CH03-SZ Condition: PART 15.407 3m ANT3117_0057 HORIZONTAL : RBW:1000.000kHz VBW:3000.000kHz Mode : 9 Setting : 6M Power setting 17 Plane : X with accessary : 32fa7a52 Freq Level Limit Line Margin (dB) Read Level Ant Factor Cable Loss Preamp Factor APos TPos Remark MHz dBuV/m dBuV/m dBuV dB/m dB dB cm deg 1 5727.76 65.43 68.30 -2.87 55.20 34.90 8.68 33.35 100 45 PEAK	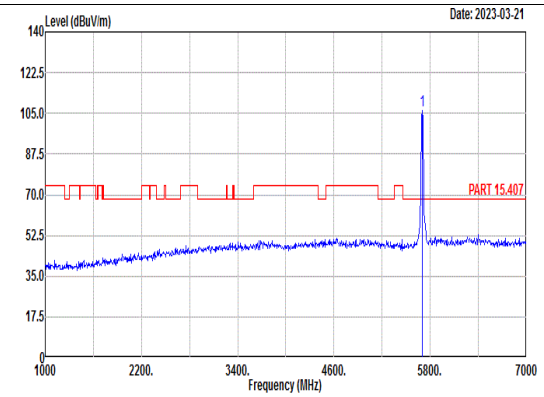 Site : 03CH03-SZ Condition: PART 15.407 3m ANT3117_0057 HORIZONTAL : RBW:1000.000kHz VBW:3000.000kHz Mode : 9 Setting : 6M Power setting 17 Plane : X with accessary : 32fa7a52 Freq Level Limit Line Margin (dB) Read Level Ant Factor Cable Loss Preamp Factor APos TPos Remark MHz dBuV/m dBuV/m dBuV dB/m dB dB cm deg 1 5700.00 106.24 ------ ------ 96.15 34.85 8.60 33.36 100 45 PEAK
Avg	Blank	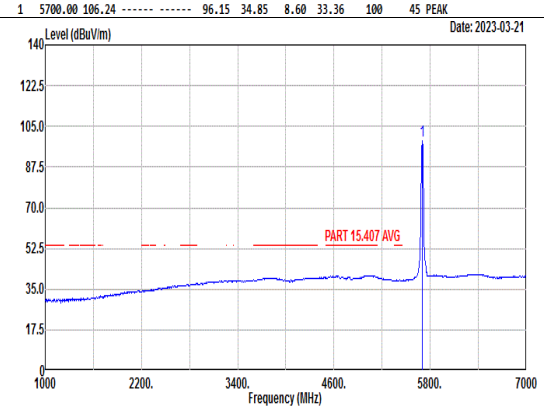 Site : 03CH03-SZ Condition: PART 15.407 AVG 3m ANT3117_0057 HORIZONTAL : RBW:1000.000kHz VBW:0.010kHz Mode : 9 Setting : 6M Power setting 17 Plane : X with accessary : 32fa7a52 Freq Level Limit Line Margin (dB) Read Level Ant Factor Cable Loss Preamp Factor APos TPos Remark MHz dBuV/m dBuV/m dBuV dB/m dB dB cm deg 1 5700.00 98.83 ------ ------ 88.74 34.85 8.60 33.36 100 45 AVERAGE

Mode	9	
	Band Edge	
	U-NII-2C_5.47-5.725_802.11a_CH140_5700MHz	
ANT	3+10	
Pol.	Vertical	Fundamental
Peak	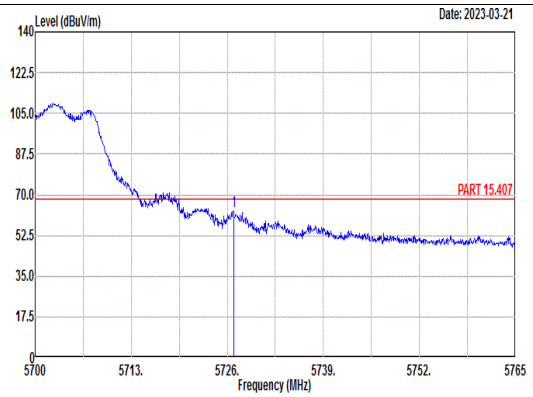 Site : 03CH03-SZ Condition: PART 15.407 3m ANT3117_0057 VERTICAL : RBW:1000.000kHz VBW:3000.000kHz Mode : 9 Setting : 6M Power setting 17 Plane : X with accessary : 32fa7a52 Freq Level Limit Line Margin (dB) Read Level Ant Factor Cable Loss Preamp Factor APos TPos Remark MHz dBuV/m dBuV/m dBuV dB/m dB dB cm deg 1 5726.85 62.72 68.30 -5.58 52.49 34.90 8.68 33.35 100 330 PEAK	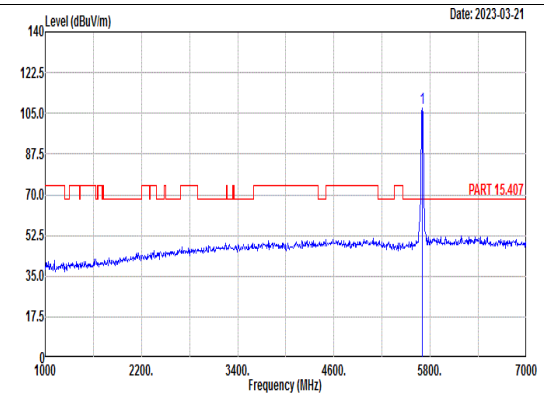 Site : 03CH03-SZ Condition: PART 15.407 3m ANT3117_0057 VERTICAL : RBW:1000.000kHz VBW:3000.000kHz Mode : 9 Setting : 6M Power setting 17 Plane : X with accessary : 32fa7a52 Freq Level Limit Line Margin (dB) Read Level Ant Factor Cable Loss Preamp Factor APos TPos Remark MHz dBuV/m dBuV/m dBuV dB/m dB dB cm deg 1 5700.00 107.40 ------ ------ 97.35 34.84 8.57 33.36 100 330 PEAK
Avg	Blank	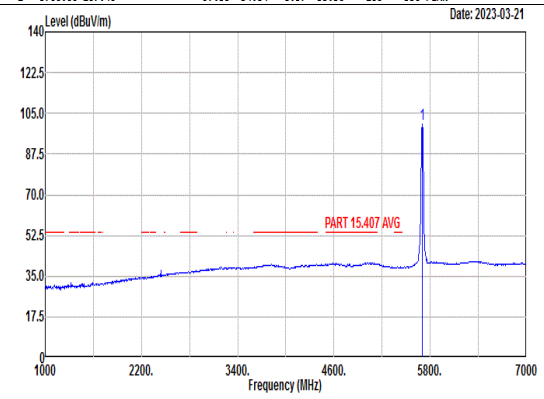 Site : 03CH03-SZ Condition: PART 15.407 AVG 3m ANT3117_0057 VERTICAL : RBW:1000.000kHz VBW:0.010kHz Mode : 9 Setting : 6M Power setting 17 Plane : X with accessary : 32fa7a52 Freq Level Limit Line Margin (dB) Read Level Ant Factor Cable Loss Preamp Factor APos TPos Remark MHz dBuV/m dBuV/m dBuV dB/m dB dB cm deg 1 5700.00 100.27 ------ ------ 90.22 34.84 8.57 33.36 100 330 AVERAGE

Mode	9	
	Harmonic	
	U-NII-2C_5.47-5.725_802.11a_CH140_5700MHz	
ANT	3+10	
Pol.	Horizontal	Vertical
Peak Avg	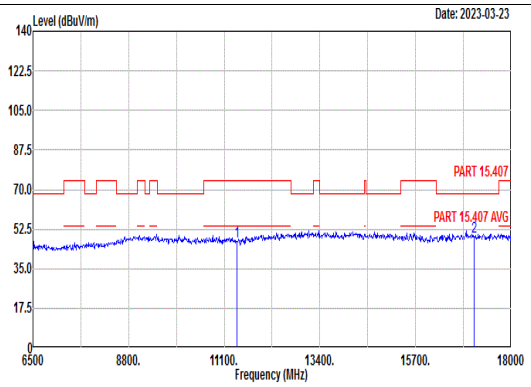 Site : 03CH03-SZ Condition: PART 15.407 3m ANT3117_0057 HORIZONTAL Project : 2D0705 Mode : 9 SN : 32fa7a52 Plane : X with accessories : 6M Power setting 17 Freq Level Limit Line Margin Read Level Ant Factor Cable Loss Preamp Factor APos TPos Remark MHz dBuV/m dBuV/m dB dBuV dB/m dB dB cm deg 1 11400.00 46.89 74.00 -27.11 49.82 39.42 11.41 53.76 --- --- Peak 2 17100.00 49.23 68.30 -19.07 45.98 42.38 13.14 52.27 --- --- Peak	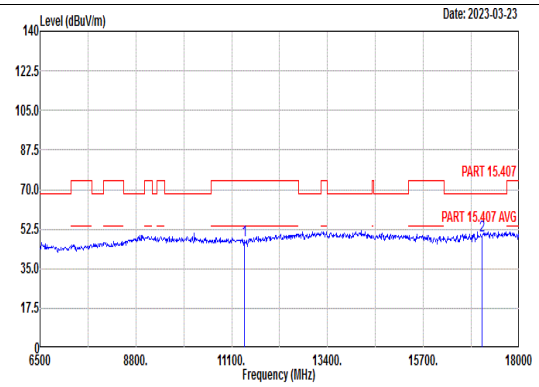 Site : 03CH03-SZ Condition: PART 15.407 3m ANT3117_0057 VERTICAL Project : 2D0705 Mode : 9 SN : 32fa7a52 Plane : X with accessories : 6M Power setting 17 Freq Level Limit Line Margin Read Level Ant Factor Cable Loss Preamp Factor APos TPos Remark MHz dBuV/m dBuV/m dB dBuV dB/m dB dB cm deg 1 11400.00 47.68 74.00 -26.32 50.61 39.42 11.41 53.76 --- --- Peak 2 17100.00 49.82 68.30 -18.48 46.57 42.38 13.14 52.27 --- --- Peak

Mode	10	
	Band Edge	
	U-NII-1_5.15-5.25_802.11ax HE20_CH36_Full_5180MHz	
ANT	3+10	
Pol.	Horizontal	Fundamental
Peak	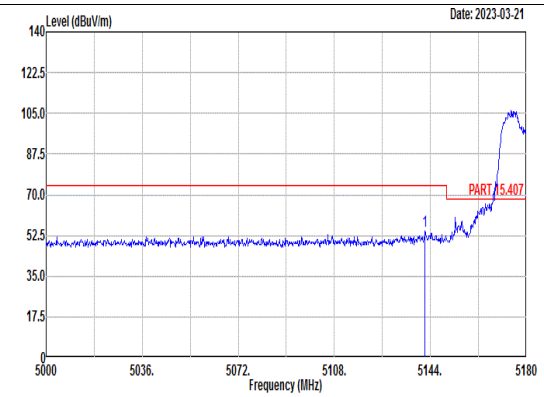 Site : 03CH03-SZ Condition: PART 15.407 3m ANT3117_0057 HORIZONTAL : RBW:1000.000kHz VBW:3000.000kHz Mode : 10 Setting : MCS0 Power setting 14 Plane : X with accessary : 32fa7a52 Freq Level Limit Line Margin (dB) Read Level Ant Factor Cable Loss Preamp Factor APos TPos Remark MHz dBuV/m dBuV/m dBuV dB/m dB dB cm deg 1 5142.02 54.21 74.00 -19.79 44.59 34.54 7.91 32.83 100 35 PEAK	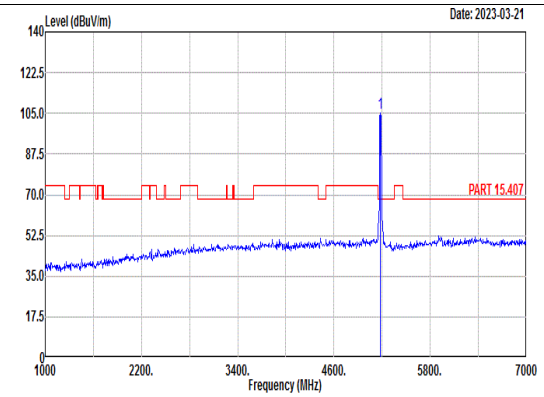 Site : 03CH03-SZ Condition: PART 15.407 3m ANT3117_0057 HORIZONTAL : RBW:1000.000kHz VBW:3000.000kHz Mode : 10 Setting : MCS0 Power setting 14 Plane : X with accessary : 32fa7a52 Freq Level Limit Line Margin (dB) Read Level Ant Factor Cable Loss Preamp Factor APos TPos Remark MHz dBuV/m dBuV/m dBuV dB/m dB dB cm deg 1 5180.00 105.32 ------ ------ 95.75 34.53 7.94 32.90 100 35 PEAK
Avg	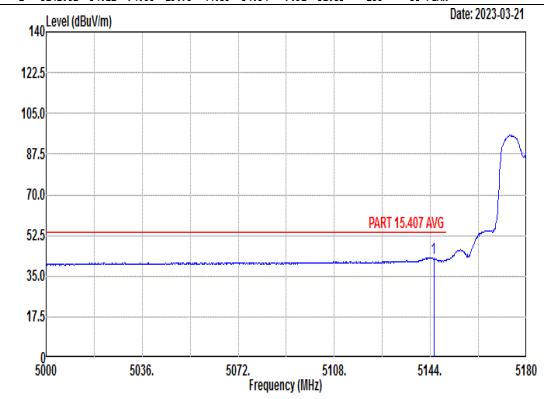 Site : 03CH03-SZ Condition: PART 15.407 AVG 3m ANT3117_0057 HORIZONTAL : RBW:1000.000kHz VBW:0.010kHz Mode : 10 Setting : MCS0 Power setting 14 Plane : X with accessary : 32fa7a52 Freq Level Limit Line Margin (dB) Read Level Ant Factor Cable Loss Preamp Factor APos TPos Remark MHz dBuV/m dBuV/m dBuV dB/m dB dB cm deg 1 5145.26 42.87 54.00 -11.13 33.25 34.54 7.92 32.84 100 35 AVERAGE	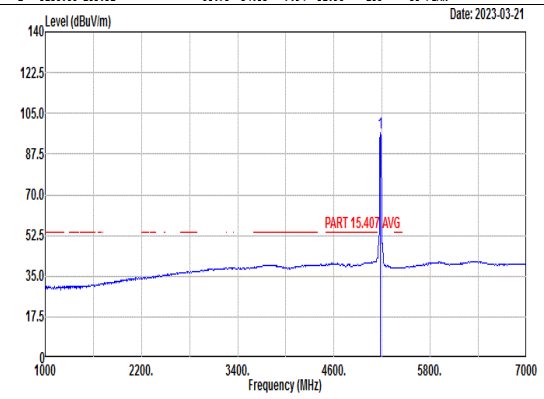 Site : 03CH03-SZ Condition: PART 15.407 AVG 3m ANT3117_0057 HORIZONTAL : RBW:1000.000kHz VBW:0.010kHz Mode : 10 Setting : MCS0 Power setting 14 Plane : X with accessary : 32fa7a52 Freq Level Limit Line Margin (dB) Read Level Ant Factor Cable Loss Preamp Factor APos TPos Remark MHz dBuV/m dBuV/m dBuV dB/m dB dB cm deg 1 5180.00 96.46 ------ ------ 86.89 34.53 7.94 32.90 100 35 AVERAGE

Mode	10	
	Band Edge	
	U-NII-1_5.15-5.25_802.11ax HE20_CH36_Full_5180MHz	
ANT	3+10	
Pol.	Vertical	Fundamental
Peak	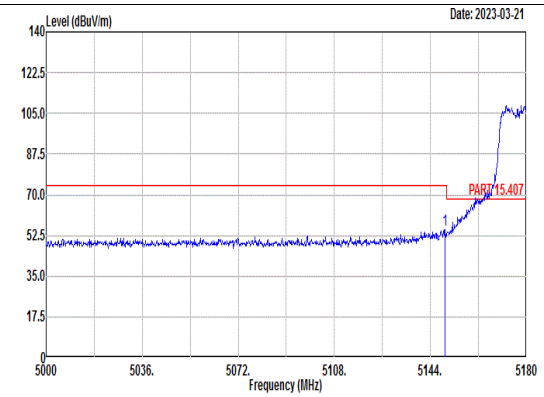 Site : 03CH03-SZ Condition: PART 15.407 3m ANT3117_0057 VERTICAL : RBW:1000.000kHz VBW:3000.000kHz Mode : 10 Setting : MCS0 Power setting 14 Plane : X with accessary : 32fa7a52 Freq Level Limit Line Margin (dB) Read Level Ant Factor Cable Loss Preamp Factor APos TPos Remark MHz dBuV/m dBuV/m dBuV dB/m dB dB cm deg 1 5149.58 54.82 74.00 -19.18 45.21 34.54 7.92 32.85 100 151 PEAK	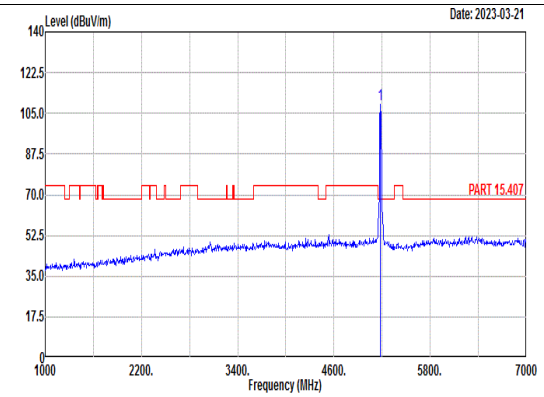 Site : 03CH03-SZ Condition: PART 15.407 3m ANT3117_0057 VERTICAL : RBW:1000.000kHz VBW:3000.000kHz Mode : 10 Setting : MCS0 Power setting 14 Plane : X with accessary : 32fa7a52 Freq Level Limit Line Margin (dB) Read Level Ant Factor Cable Loss Preamp Factor APos TPos Remark MHz dBuV/m dBuV/m dBuV dB/m dB dB cm deg 1 5180.00 108.86 ------ ------ 99.29 34.53 7.94 32.90 100 151 PEAK
Avg	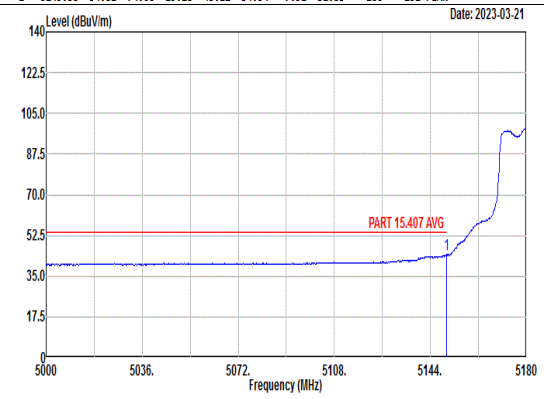 Site : 03CH03-SZ Condition: PART 15.407 AVG 3m ANT3117_0057 VERTICAL : RBW:1000.000kHz VBW:0.010kHz Mode : 10 Setting : MCS0 Power setting 14 Plane : X with accessary : 32fa7a52 Freq Level Limit Line Margin (dB) Read Level Ant Factor Cable Loss Preamp Factor APos TPos Remark MHz dBuV/m dBuV/m dBuV dB/m dB dB cm deg 1 5149.94 44.28 54.00 -9.72 34.67 34.54 7.92 32.85 100 151 AVERAGE	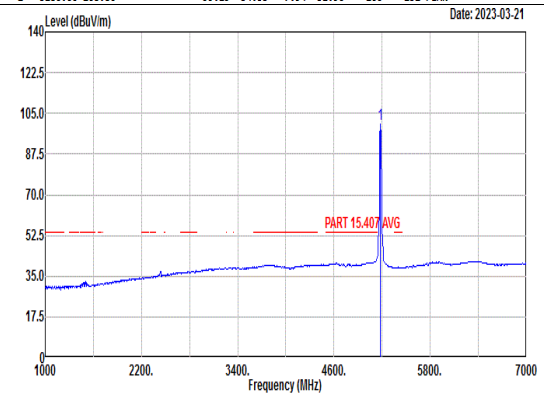 Site : 03CH03-SZ Condition: PART 15.407 AVG 3m ANT3117_0057 VERTICAL : RBW:1000.000kHz VBW:0.010kHz Mode : 10 Setting : MCS0 Power setting 14 Plane : X with accessary : 32fa7a52 Freq Level Limit Line Margin (dB) Read Level Ant Factor Cable Loss Preamp Factor APos TPos Remark MHz dBuV/m dBuV/m dBuV dB/m dB dB cm deg 1 5180.00 100.12 ------ ------ 90.55 34.53 7.94 32.90 100 151 AVERAGE

Mode	10	
	Harmonic	
	U-NII-1_5.15-5.25_802.11ax HE20_CH36_Full_5180MHz	
ANT	3+10	
Pol.	Horizontal	Vertical
Peak Avg	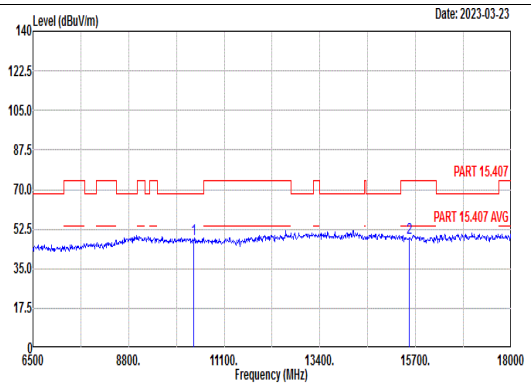 Site : 03CH03-SZ Condition: PART 15.407 3m ANT3117_0057 HORIZONTAL Project : 2D0705 Mode : 10 SN : 32fa7a52 Plane : X with accessories : MCS0 Power setting 14 Freq Level Limit Line Margin Read Level Ant Factor Cable Loss Preamp Factor APos TPos Remark MHz dBuV/m dBuV/m dB dBuV dB/m dB dB cm deg 1 10360.00 47.96 68.30 -20.34 50.69 39.72 10.73 53.18 --- --- Peak 2 15540.00 48.75 74.00 -25.25 48.69 41.74 12.72 54.40 --- --- Peak	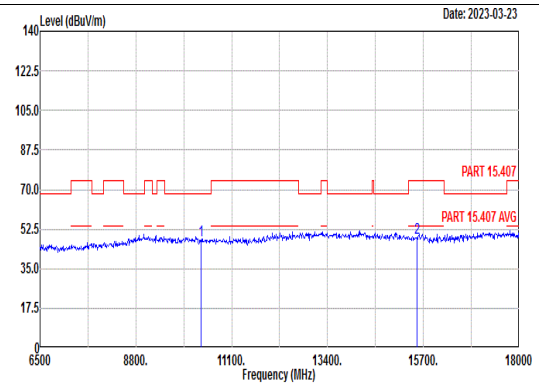 Site : 03CH03-SZ Condition: PART 15.407 3m ANT3117_0057 VERTICAL Project : 2D0705 Mode : 10 SN : 32fa7a52 Plane : X with accessories : MCS0 Power setting 14 Freq Level Limit Line Margin Read Level Ant Factor Cable Loss Preamp Factor APos TPos Remark MHz dBuV/m dBuV/m dB dBuV dB/m dB dB cm deg 1 10360.00 47.67 68.30 -20.63 50.40 39.72 10.73 53.18 --- --- Peak 2 15540.00 48.76 74.00 -25.24 48.70 41.74 12.72 54.40 --- --- Peak

Mode	11	
	Harmonic	
	U-NII-1_5.15-5.25_802.11ax HE20_CH44_Full_5220MHz	
ANT	3+10	
Pol.	Horizontal	Vertical
Peak Avg	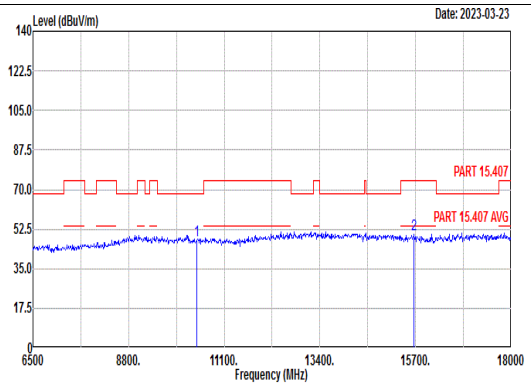 Site : 03CH03-SZ Condition: PART 15.407 3m ANT3117_0057 HORIZONTAL Project : 2D0705 Mode : 11 SN : 32fa7a52 Plane : X with accessories : MCS0 Power setting 14 Freq Level Limit Line Margin Read Level Ant Factor Cable Loss Preamp Factor APos TPos Remark MHz dBuV/m dBuV/m dB dBuV dB/m dB dB cm deg 1 10440.00 47.61 68.30 -20.69 50.34 39.76 10.79 53.28 --- --- Peak 2 15660.00 49.97 74.00 -24.03 49.95 41.86 12.72 54.56 --- --- Peak	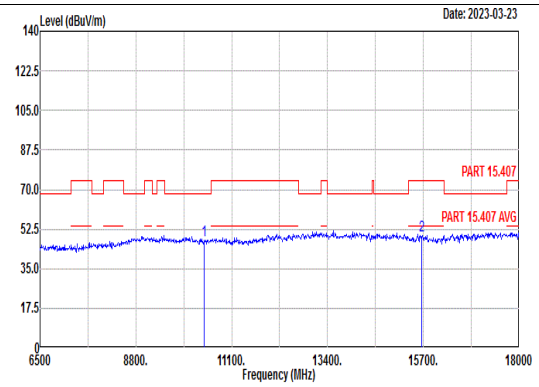 Site : 03CH03-SZ Condition: PART 15.407 3m ANT3117_0057 VERTICAL Project : 2D0705 Mode : 11 SN : 32fa7a52 Plane : X with accessories : MCS0 Power setting 14 Freq Level Limit Line Margin Read Level Ant Factor Cable Loss Preamp Factor APos TPos Remark MHz dBuV/m dBuV/m dB dBuV dB/m dB dB cm deg 1 10440.00 47.66 68.30 -20.64 50.39 39.76 10.79 53.28 --- --- Peak 2 15660.00 49.52 74.00 -24.48 49.50 41.86 12.72 54.56 --- --- Peak

Mode	12	
	Harmonic	
	U-NII-1_5.15-5.25_802.11ax HE20_CH48_Full_5240MHz	
ANT	3+10	
Pol.	Horizontal	Vertical
Peak Avg	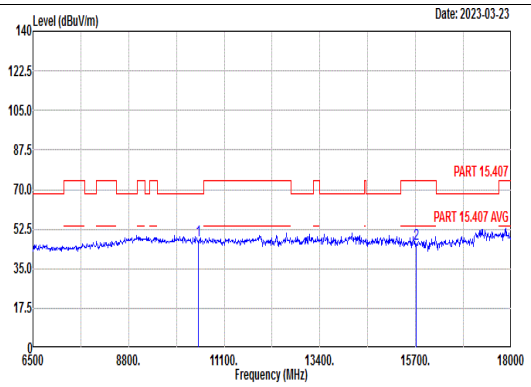 Site : 03CH03-SZ Condition: PART 15.407 3m ANT3117_0057 HORIZONTAL Project : 2D0705 Mode : 12 SN : 32fa7a52 Plane : X with accessories : MCS0 Power setting 14 Freq Level Limit Line Margin Read Level Ant Factor Cable Loss Preamp Factor APos TPos Remark MHz dBuV/m dBuV/m dB dBuV dB/m dB dB cm deg 1 10480.00 47.59 68.30 -20.71 50.31 39.79 10.82 53.33 --- --- Peak 2 15720.00 46.09 74.00 -27.91 46.10 41.92 12.71 54.64 --- --- Peak	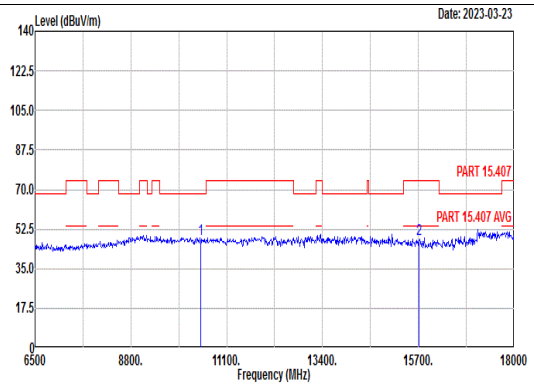 Site : 03CH03-SZ Condition: PART 15.407 3m ANT3117_0057 VERTICAL Project : 2D0705 Mode : 12 SN : 32fa7a52 Plane : X with accessories : MCS0 Power setting 14 Freq Level Limit Line Margin Read Level Ant Factor Cable Loss Preamp Factor APos TPos Remark MHz dBuV/m dBuV/m dB dBuV dB/m dB dB cm deg 1 10480.00 47.84 68.30 -20.46 50.56 39.79 10.82 53.33 --- --- Peak 2 15720.00 48.34 74.00 -25.66 48.35 41.92 12.71 54.64 --- --- Peak

Mode	13	
	Harmonic	
	U-NII-2A_5.25-5.35_802.11ax HE20_CH52_Full_5280MHz	
ANT	3+10	
Pol.	Horizontal	Vertical
Peak Avg	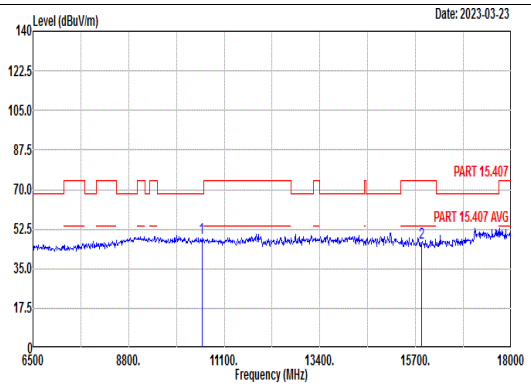 Site : 03CH03-SZ Condition: PART 15.407 3m ANT3117_0057 HORIZONTAL Project : 2D0705 Mode : 13 SN : 32fa7a52 Plane : X with accessories : MCS0 Power setting 14 Freq Level Limit Line Margin Read Level Ant Factor Cable Loss Preamp Factor APos TPos Remark MHz dBuV/m dBuV/m dB dBuV dB/m dB dB cm deg 1 10560.00 48.67 68.30 -19.63 51.46 39.76 10.88 53.43 --- --- Peak 2 15840.00 46.56 74.00 -27.44 46.61 42.04 12.71 54.80 --- --- Peak	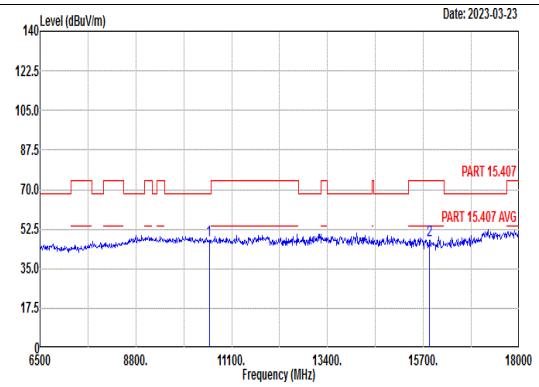 Site : 03CH03-SZ Condition: PART 15.407 3m ANT3117_0057 VERTICAL Project : 2D0705 Mode : 13 SN : 32fa7a52 Plane : X with accessories : MCS0 Power setting 14 Freq Level Limit Line Margin Read Level Ant Factor Cable Loss Preamp Factor APos TPos Remark MHz dBuV/m dBuV/m dB dBuV dB/m dB dB cm deg 1 10560.00 47.81 68.30 -20.49 50.60 39.76 10.88 53.43 --- --- Peak 2 15840.00 47.51 74.00 -26.49 47.56 42.04 12.71 54.80 --- --- Peak

Mode	14	
	Harmonic	
	U-NII-2A_5.25-5.35_802.11ax HE20_CH60_Full_5300MHz	
ANT	3+10	
Pol.	Horizontal	Vertical
Peak Avg	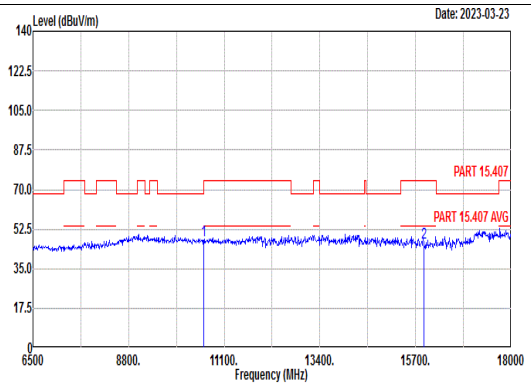 Site : 03CH03-SZ Condition: PART 15.407 3m ANT3117_0057 HORIZONTAL Project : 2D0705 Mode : 14 SN : 32fa7a52 Plane : X with accessories : MCS0 Power setting 14 Freq Level Limit Line Margin Read Level Ant Factor Cable Loss Preamp Factor APos TPos Remark MHz dBuV/m dBuV/m dB dBuV dB/m dB dB cm deg 1 10600.00 47.46 74.00 -26.54 50.30 39.74 10.91 53.49 --- --- Peak 2 15900.00 46.67 74.00 -27.33 46.74 42.10 12.71 54.88 --- --- Peak	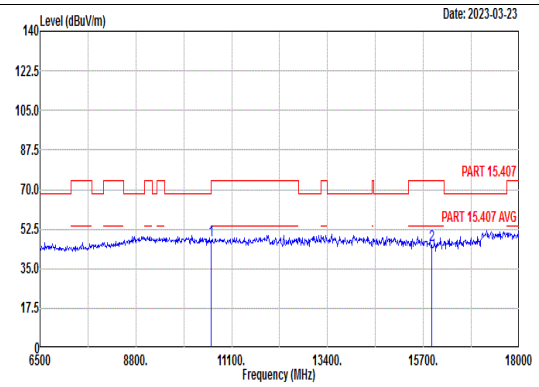 Site : 03CH03-SZ Condition: PART 15.407 3m ANT3117_0057 VERTICAL Project : 2D0705 Mode : 14 SN : 32fa7a52 Plane : X with accessories : MCS0 Power setting 14 Freq Level Limit Line Margin Read Level Ant Factor Cable Loss Preamp Factor APos TPos Remark MHz dBuV/m dBuV/m dB dBuV dB/m dB dB cm deg 1 10600.00 47.47 74.00 -26.53 50.31 39.74 10.91 53.49 --- --- Peak 2 15900.00 45.51 74.00 -28.49 45.58 42.10 12.71 54.88 --- --- Peak

Mode	15	
	Band Edge	
	U-NII-2A_5.25-5.35_802.11ax HE20_CH64_Full_5320MHz	
ANT	3+10	
Pol.	Horizontal	Fundamental
Peak	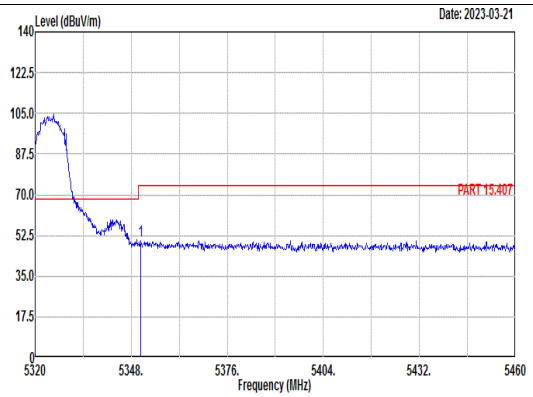 Site : 03CH03-SZ Condition: PART 15.407 3m ANT3117_0057 HORIZONTAL : RBW:1000.000kHz VBW:3000.000kHz Mode : 15 Setting : MCS0 Power setting 14 Plane : X with accessary : 32fa7a52 Freq Level Limit Line Margin (dB) Read Level Ant Factor Cable Loss Preamp Factor APos TPos Remark MHz dBuV/m dBuV/m dBuV dB/m dB dB cm deg 1 5350.80 50.35 74.00 -23.65 40.73 34.46 8.33 33.17 115 29 PEAK	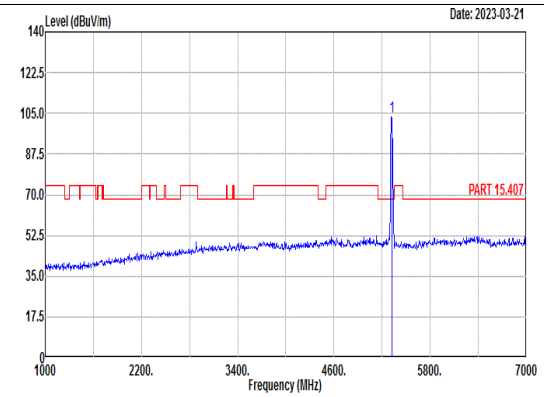 Site : 03CH03-SZ Condition: PART 15.407 3m ANT3117_0057 HORIZONTAL : RBW:1000.000kHz VBW:3000.000kHz Mode : 15 Setting : MCS0 Power setting 14 Plane : X with accessary : 32fa7a52 Freq Level Limit Line Margin (dB) Read Level Ant Factor Cable Loss Preamp Factor APos TPos Remark MHz dBuV/m dBuV/m dBuV dB/m dB dB cm deg 1 5320.00 103.37 ------ ------ 93.78 34.47 8.23 33.11 115 29 PEAK
Avg	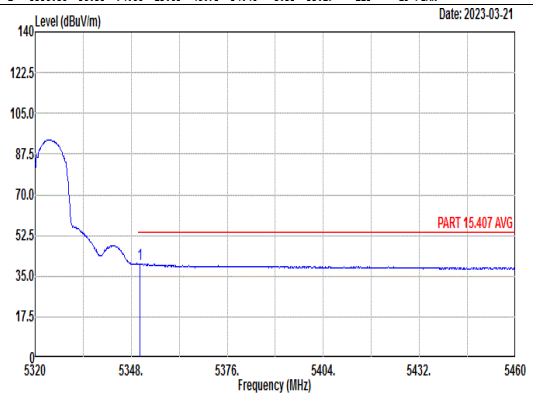 Site : 03CH03-SZ Condition: PART 15.407 AVG 3m ANT3117_0057 HORIZONTAL : RBW:1000.000kHz VBW:0.010kHz Mode : 15 Setting : MCS0 Power setting 14 Plane : X with accessary : 32fa7a52 Freq Level Limit Line Margin (dB) Read Level Ant Factor Cable Loss Preamp Factor APos TPos Remark MHz dBuV/m dBuV/m dBuV dB/m dB dB cm deg 1 5350.52 40.32 54.00 -13.68 30.70 34.46 8.33 33.17 115 29 AVERAGE	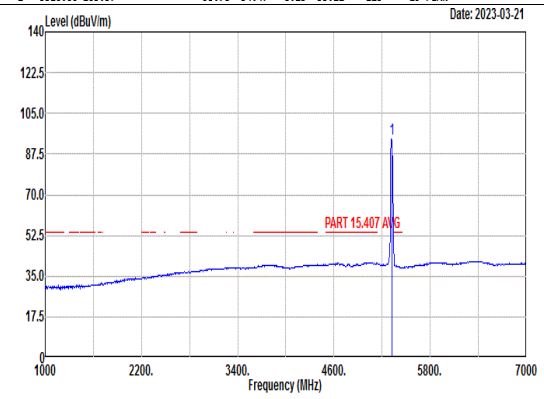 Site : 03CH03-SZ Condition: PART 15.407 AVG 3m ANT3117_0057 HORIZONTAL : RBW:1000.000kHz VBW:0.010kHz Mode : 15 Setting : MCS0 Power setting 14 Plane : X with accessary : 32fa7a52 Freq Level Limit Line Margin (dB) Read Level Ant Factor Cable Loss Preamp Factor APos TPos Remark MHz dBuV/m dBuV/m dBuV dB/m dB dB cm deg 1 5320.00 94.29 ------ ------ 84.70 34.47 8.23 33.11 115 29 AVERAGE

Mode	15	
	Band Edge	
	U-NII-2A_5.25-5.35_802.11ax HE20_CH64_Full_5320MHz	
ANT	3+10	
Pol.	Vertical	Fundamental
Peak	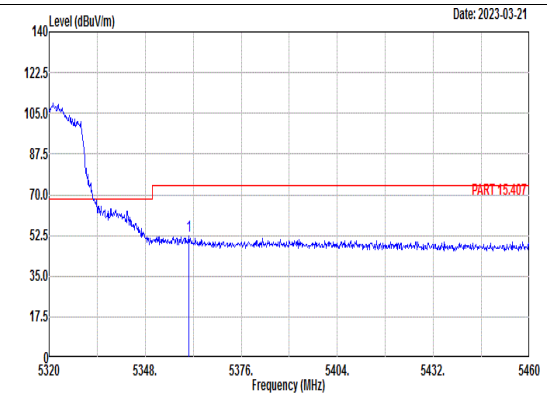 Site : 03CH03-SZ Condition: PART 15.407 3m ANT3117_0057 VERTICAL : RBW:1000.000kHz VBW:3000.000kHz Mode : 15 Setting : MCS0 Power setting 14 Plane : X with accessary : 32fa7a52 Freq Level Limit Line Margin (dB) Read Level Ant Factor Cable Loss Preamp Factor APos TPos Remark MHz dBuV/m dBuV/m dBuV dB/m dB dB cm deg 1 5360.74 52.08 74.00 -21.92 42.45 34.46 8.36 33.19 100 166 PEAK	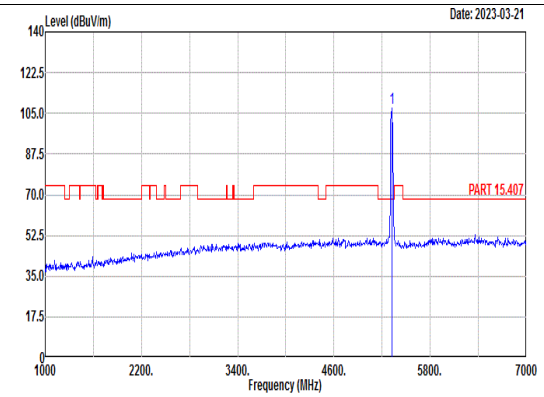 Site : 03CH03-SZ Condition: PART 15.407 3m ANT3117_0057 VERTICAL : RBW:1000.000kHz VBW:3000.000kHz Mode : 15 Setting : MCS0 Power setting 14 Plane : X with accessary : 32fa7a52 Freq Level Limit Line Margin (dB) Read Level Ant Factor Cable Loss Preamp Factor APos TPos Remark MHz dBuV/m dBuV/m dBuV dB/m dB dB cm deg 1 5320.00 107.45 ------ ------ 97.85 34.47 8.25 33.12 100 166 PEAK
Avg	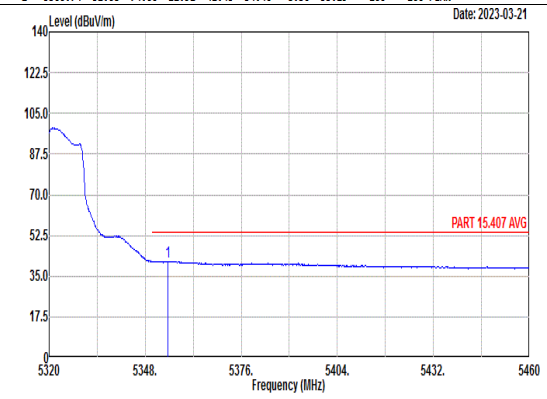 Site : 03CH03-SZ Condition: PART 15.407 AVG 3m ANT3117_0057 VERTICAL : RBW:1000.000kHz VBW:0.010kHz Mode : 15 Setting : MCS0 Power setting 14 Plane : X with accessary : 32fa7a52 Freq Level Limit Line Margin (dB) Read Level Ant Factor Cable Loss Preamp Factor APos TPos Remark MHz dBuV/m dBuV/m dBuV dB/m dB dB cm deg 1 5354.58 41.41 54.00 -12.59 31.79 34.46 8.34 33.18 100 166 AVERAGE	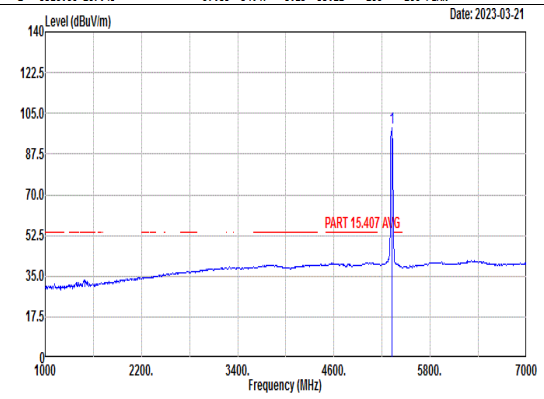 Site : 03CH03-SZ Condition: PART 15.407 AVG 3m ANT3117_0057 VERTICAL : RBW:1000.000kHz VBW:0.010kHz Mode : 15 Setting : MCS0 Power setting 14 Plane : X with accessary : 32fa7a52 Freq Level Limit Line Margin (dB) Read Level Ant Factor Cable Loss Preamp Factor APos TPos Remark MHz dBuV/m dBuV/m dBuV dB/m dB dB cm deg 1 5320.00 98.54 ------ ------ 88.94 34.47 8.25 33.12 100 166 AVERAGE

Mode	15	
	Harmonic	
	U-NII-2A_5.25-5.35_802.11ax HE20_CH64_Full_5320MHz	
ANT	3+10	
Pol.	Horizontal	Vertical
Peak Avg	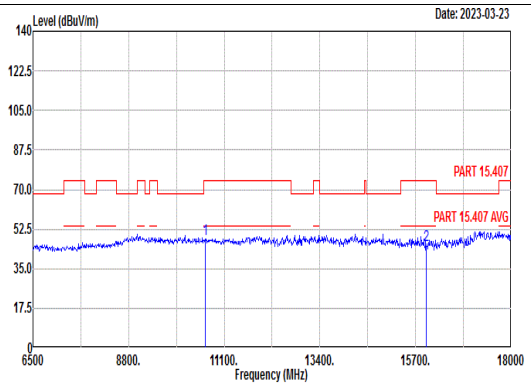 Site : 03CH03-SZ Condition: PART 15.407 3m ANT3117_0057 HORIZONTAL Project : 2D0705 Mode : 15 SN : 32fa7a52 Plane : X with accessories : MCS0 Power setting 14 Freq Level Limit Line Margin Read Level Ant Factor Cable Loss Preamp Factor APos TPos Remark MHz dBuV/m dBuV/m dB dBuV dB/m dB dB cm deg 1 10640.00 47.82 74.00 -26.18 50.70 39.72 10.94 53.54 --- --- Peak 2 15960.00 45.66 74.00 -28.34 45.76 42.16 12.70 54.96 --- --- Peak	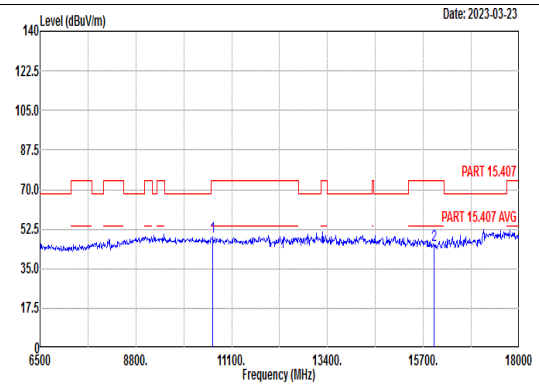 Site : 03CH03-SZ Condition: PART 15.407 3m ANT3117_0057 VERTICAL Project : 2D0705 Mode : 15 SN : 32fa7a52 Plane : X with accessories : MCS0 Power setting 14 Freq Level Limit Line Margin Read Level Ant Factor Cable Loss Preamp Factor APos TPos Remark MHz dBuV/m dBuV/m dB dBuV dB/m dB dB cm deg 1 10640.00 49.31 74.00 -24.69 52.19 39.72 10.94 53.54 --- --- Peak 2 15960.00 45.40 74.00 -28.60 45.50 42.16 12.70 54.96 --- --- Peak

Mode	16	
	Band Edge	
	U-NII-2C_5.47-5.725_802.11ax HE20_CH100_Full_5500MHz	
ANT	3+10	
Pol.	Horizontal	Fundamental
Peak	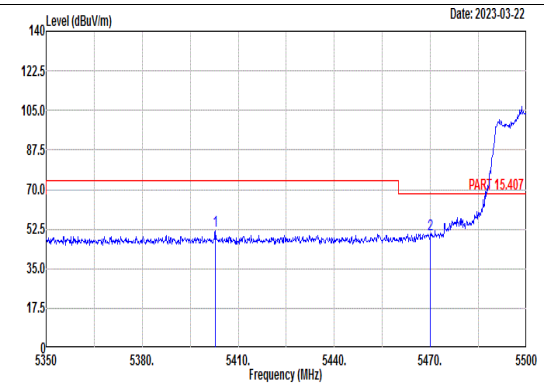 Site : 03CH03-SZ Condition: PART 15.407 3m ANT3117_0057 HORIZONTAL : RBW:1000.000kHz VBW:3000.000kHz Mode : 16 Setting : MCS0 Power setting 14 Plane : X with accessary : 32fa7a52 Freq Level Limit Line Margin (dB) Read Level Ant Factor Cable Loss Preamp Factor APos TPos Remark MHz dBuV/m dBuV/m dBuV dB/m dB dB cm deg 1 5402.80 51.54 74.00 -22.46 41.89 34.44 8.47 33.26 100 127 Peak 2 5470.00 50.24 68.30 -18.06 40.79 34.41 8.40 33.36 100 127 PEAK	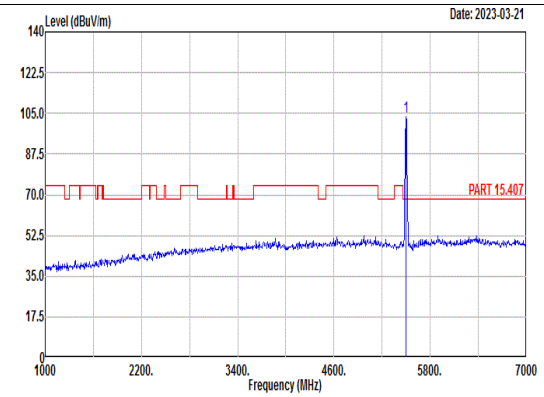 Site : 03CH03-SZ Condition: PART 15.407 3m ANT3117_0057 HORIZONTAL : RBW:1000.000kHz VBW:3000.000kHz Mode : 16 Setting : MCS0 Power setting 14 Plane : X with accessary : 32fa7a52 Freq Level Limit Line Margin (dB) Read Level Ant Factor Cable Loss Preamp Factor APos TPos Remark MHz dBuV/m dBuV/m dBuV dB/m dB dB cm deg 1 5500.00 103.53 ------ ------ 94.17 34.40 8.36 33.40 100 127 PEAK
Avg	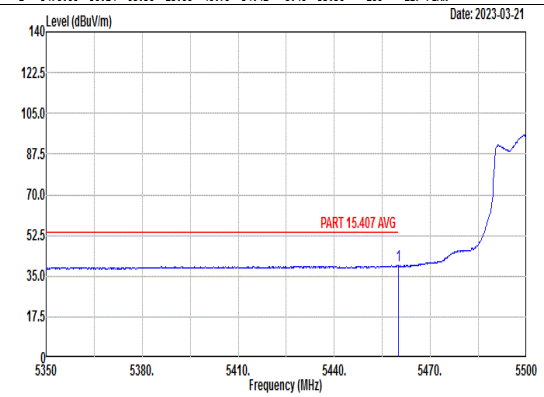 Site : 03CH03-SZ Condition: PART 15.407 AVG 3m ANT3117_0057 HORIZONTAL : RBW:1000.000kHz VBW:0.010kHz Mode : 16 Setting : MCS0 Power setting 14 Plane : X with accessary : 32fa7a52 Freq Level Limit Line Margin (dB) Read Level Ant Factor Cable Loss Preamp Factor APos TPos Remark MHz dBuV/m dBuV/m dBuV dB/m dB dB cm deg 1 5459.95 39.43 54.00 -14.57 29.95 34.42 8.41 33.35 100 127 AVERAGE	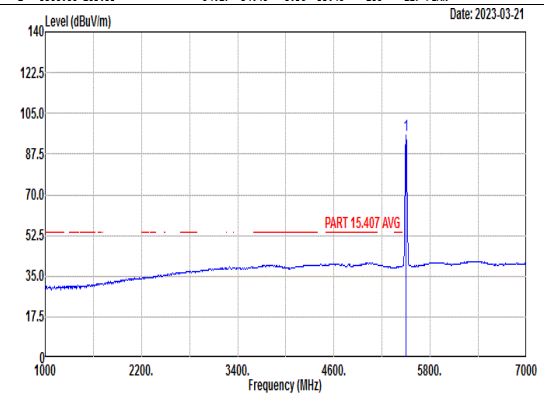 Site : 03CH03-SZ Condition: PART 15.407 AVG 3m ANT3117_0057 HORIZONTAL : RBW:1000.000kHz VBW:0.010kHz Mode : 16 Setting : MCS0 Power setting 14 Plane : X with accessary : 32fa7a52 Freq Level Limit Line Margin (dB) Read Level Ant Factor Cable Loss Preamp Factor APos TPos Remark MHz dBuV/m dBuV/m dBuV dB/m dB dB cm deg 1 5500.00 95.45 ------ ------ 86.09 34.40 8.36 33.40 100 127 AVERAGE

Mode	16	
	Band Edge	
	U-NII-2C_5.47-5.725_802.11ax HE20_CH100_Full_5500MHz	
ANT	3+10	
Pol.	Vertical	Fundamental
Peak	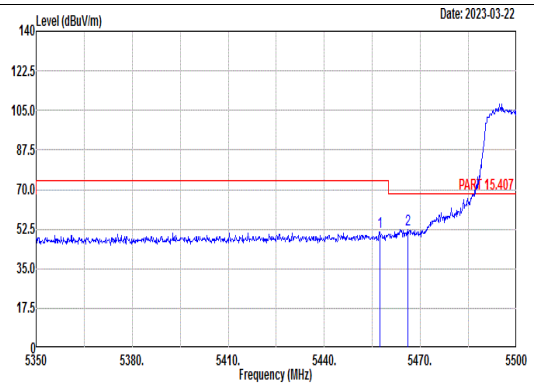 Site : 03CH03-SZ Condition: PART 15.407 3m ANT3117_0057 VERTICAL : RBW:1000.000kHz VBW:3000.000kHz Mode : 16 Setting : MCS0 Power setting 14 Plane : X with accessary : 32fa7a52 Freq Level Limit Line Margin (dB) Read Level Ant Factor Cable Loss Preamp Factor APos TPos Remark MHz dBuV/m dBuV/m dBuV dB/m dB dB cm deg 1 5457.25 51.11 74.00 -22.89 41.62 34.42 8.41 33.34 100 152 Peak 2 5466.10 52.51 68.30 -15.79 43.06 34.41 8.40 33.36 100 152 PEAK	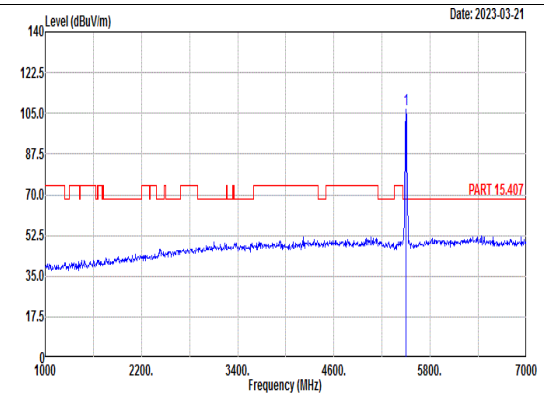 Site : 03CH03-SZ Condition: PART 15.407 3m ANT3117_0057 VERTICAL : RBW:1000.000kHz VBW:3000.000kHz Mode : 16 Setting : MCS0 Power setting 14 Plane : X with accessary : 32fa7a52 Freq Level Limit Line Margin (dB) Read Level Ant Factor Cable Loss Preamp Factor APos TPos Remark MHz dBuV/m dBuV/m dBuV dB/m dB dB cm deg 1 5500.00 106.52 ------ ------ 97.16 34.40 8.36 33.40 100 152 PEAK
Avg	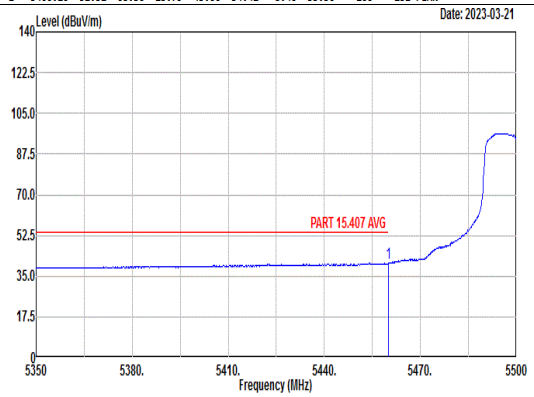 Site : 03CH03-SZ Condition: PART 15.407 AVG 3m ANT3117_0057 VERTICAL : RBW:1000.000kHz VBW:0.010kHz Mode : 16 Setting : MCS0 Power setting 14 Plane : X with accessary : 32fa7a52 Freq Level Limit Line Margin (dB) Read Level Ant Factor Cable Loss Preamp Factor APos TPos Remark MHz dBuV/m dBuV/m dBuV dB/m dB dB cm deg 1 5459.95 40.58 54.00 -13.42 31.10 34.42 8.41 33.35 100 152 AVERAGE	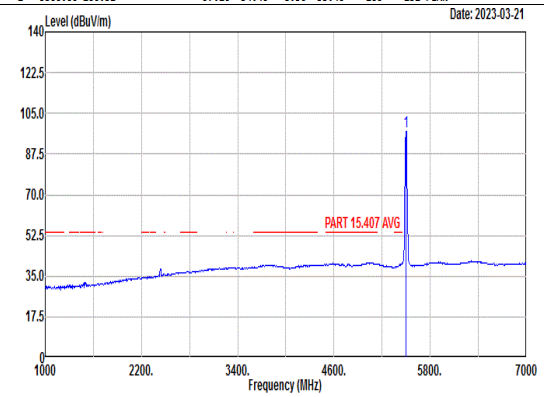 Site : 03CH03-SZ Condition: PART 15.407 AVG 3m ANT3117_0057 VERTICAL : RBW:1000.000kHz VBW:0.010kHz Mode : 16 Setting : MCS0 Power setting 14 Plane : X with accessary : 32fa7a52 Freq Level Limit Line Margin (dB) Read Level Ant Factor Cable Loss Preamp Factor APos TPos Remark MHz dBuV/m dBuV/m dBuV dB/m dB dB cm deg 1 5500.00 97.26 ------ ------ 87.90 34.40 8.36 33.40 100 152 AVERAGE

Mode	16	
	Harmonic	
	U-NII-2C_5.47-5.725_802.11ax HE20_CH100_Full_5500MHz	
ANT	3+10	
Pol.	Horizontal	Vertical
Peak Avg	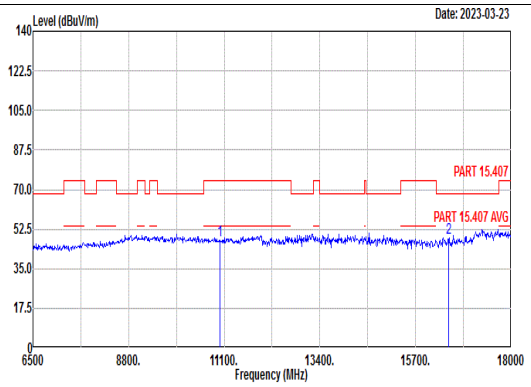 Site : 03CH03-SZ Condition: PART 15.407 3m ANT3117_0057 HORIZONTAL Project : 2D0705 Mode : 16 SN : 32fa7a52 Plane : X with accessories : MCS0 Power setting 14 Freq Level Limit Line Margin Read Level Ant Factor Cable Loss Preamp Factor APos TPos Remark MHz dBuV/m dBuV/m dB dBuV dB/m dB dB cm deg 1 11000.00 47.33 74.00 -26.67 50.62 39.50 11.21 54.00 --- --- Peak 2 16500.00 48.59 68.30 -19.71 46.77 42.50 12.91 53.59 --- --- Peak	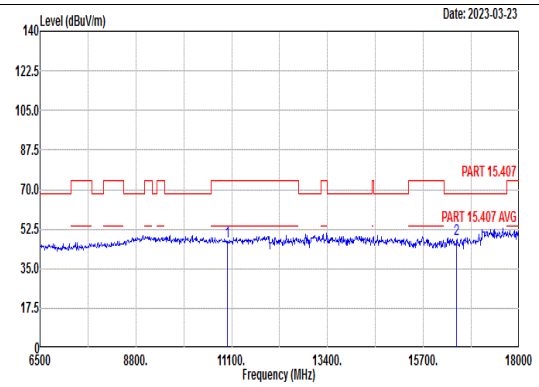 Site : 03CH03-SZ Condition: PART 15.407 3m ANT3117_0057 VERTICAL Project : 2D0705 Mode : 16 SN : 32fa7a52 Plane : X with accessories : MCS0 Power setting 14 Freq Level Limit Line Margin Read Level Ant Factor Cable Loss Preamp Factor APos TPos Remark MHz dBuV/m dBuV/m dB dBuV dB/m dB dB cm deg 1 11000.00 46.82 74.00 -27.18 50.11 39.50 11.21 54.00 --- --- Peak 2 16500.00 48.07 68.30 -20.23 46.25 42.50 12.91 53.59 --- --- Peak

Mode	17	
	Harmonic	
	U-NII-2C_5.47-5.725_802.11ax HE20_CH116_Full_5580MHz	
ANT	3+10	
Pol.	Horizontal	Vertical
Peak Avg	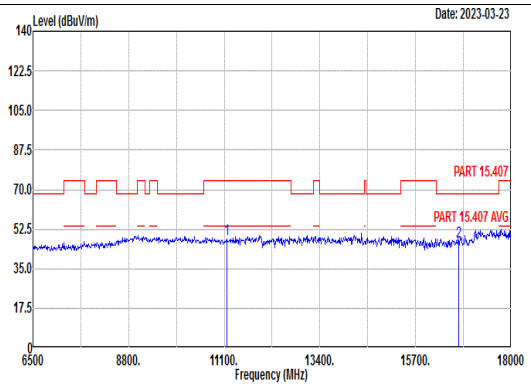 Site : 03CH03-SZ Condition: PART 15.407 3m ANT3117_0057 HORIZONTAL Project : 2D0705 Mode : 17 SN : 32fa7a52 Plane : X with accessories : MCS0 Power setting 14 Freq Level Limit Line Margin Read Level Ant Factor Cable Loss Preamp Factor APos TPos Remark MHz dBuV/m dBuV/m dB dBuV dB/m dB dB cm deg 1 11160.00 48.26 74.00 -25.74 51.40 39.47 11.29 53.90 --- --- Peak 2 16740.00 47.04 68.30 -21.26 44.50 42.45 13.01 52.92 --- --- Peak	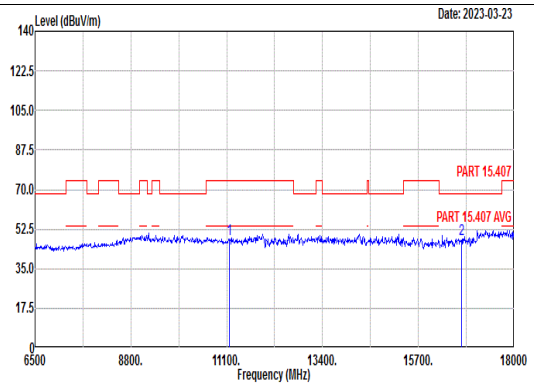 Site : 03CH03-SZ Condition: PART 15.407 3m ANT3117_0057 VERTICAL Project : 2D0705 Mode : 17 SN : 32fa7a52 Plane : X with accessories : MCS0 Power setting 14 Freq Level Limit Line Margin Read Level Ant Factor Cable Loss Preamp Factor APos TPos Remark MHz dBuV/m dBuV/m dB dBuV dB/m dB dB cm deg 1 11160.00 48.33 74.00 -25.67 51.47 39.47 11.29 53.90 --- --- Peak 2 16740.00 48.01 68.30 -20.29 45.47 42.45 13.01 52.92 --- --- Peak

Mode	18	
	Band Edge	
	U-NII-2C_5.47-5.725_802.11ax HE20_CH140_Full_5700MHz	
ANT	3+10	
Pol.	Horizontal	Fundamental
Peak	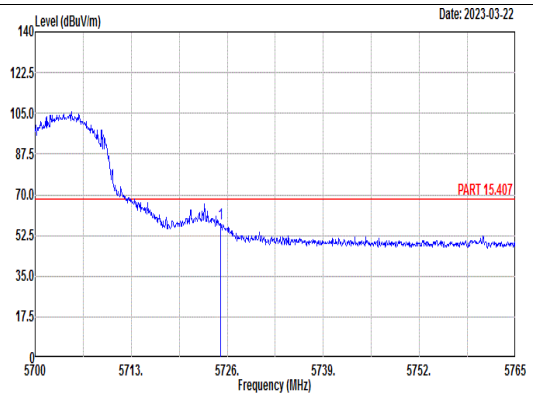 Site : 03CH03-SZ Condition: PART 15.407 3m ANT3117_0057 HORIZONTAL : RBW:1000.000kHz VBW:3000.000kHz Mode : 18 Setting : MCS0 Power setting 14 Plane : X with accessary : 32fa7a52 Freq Level Limit Line Margin (dB) Read Level Ant Factor Cable Loss Preamp Factor APos TPos Remark MHz dBuV/m dBuV/m dBuV dB/m dB dB cm deg 1 5725.09 57.39 68.30 -10.91 47.18 34.90 8.67 33.36 100 55 PEAK	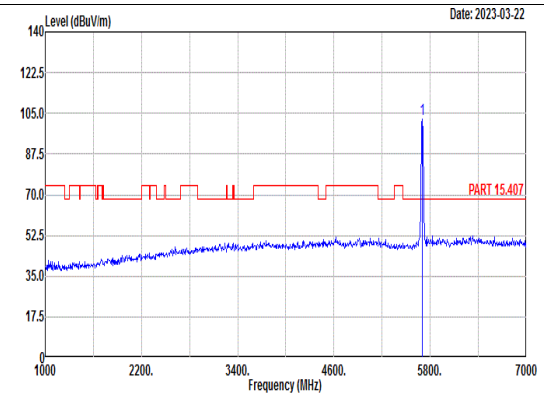 Site : 03CH03-SZ Condition: PART 15.407 3m ANT3117_0057 HORIZONTAL : RBW:1000.000kHz VBW:3000.000kHz Mode : 18 Setting : MCS0 Power setting 14 Plane : X with accessary : 32fa7a52 Freq Level Limit Line Margin (dB) Read Level Ant Factor Cable Loss Preamp Factor APos TPos Remark MHz dBuV/m dBuV/m dBuV dB/m dB dB cm deg 1 5700.00 102.60 ------ ------ 92.51 34.85 8.60 33.36 100 55 PEAK
Avg	Blank	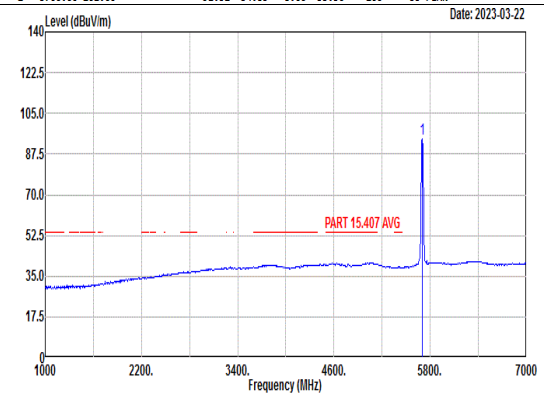 Site : 03CH03-SZ Condition: PART 15.407 AVG 3m ANT3117_0057 HORIZONTAL : RBW:1000.000kHz VBW:0.010kHz Mode : 18 Setting : MCS0 Power setting 14 Plane : X with accessary : 32fa7a52 Freq Level Limit Line Margin (dB) Read Level Ant Factor Cable Loss Preamp Factor APos TPos Remark MHz dBuV/m dBuV/m dBuV dB/m dB dB cm deg 1 5700.00 94.04 ------ ------ 83.95 34.85 8.60 33.36 100 55 AVERAGE

Mode	18	
	Band Edge	
	U-NII-2C_5.47-5.725_802.11ax HE20_CH140_Full_5700MHz	
ANT	3+10	
Pol.	Vertical	Fundamental
Peak	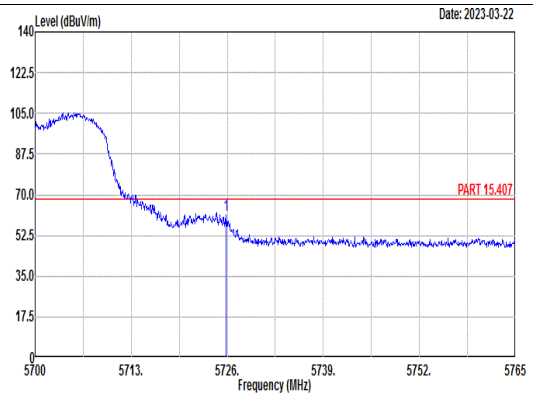 Site : 03CH03-SZ Condition: PART 15.407 3m ANT3117_0057 VERTICAL : RBW:1000.000kHz VBW:3000.000kHz Mode : 18 Setting : MCS0 Power setting 14 Plane : X with accessary : 32fa7a52 Freq Level Limit Line Margin (dB) Read Level Ant Factor Cable Loss Preamp Factor APos TPos Remark MHz dBuV/m dBuV/m dBuV dB/m dB dB cm deg 1 5725.81 61.12 68.30 -7.18 50.90 34.90 8.68 33.36 100 334 PEAK	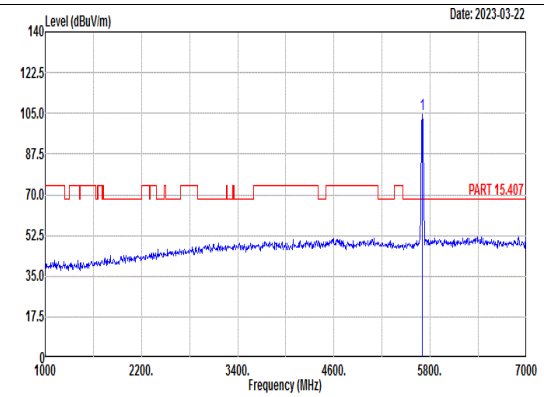 Site : 03CH03-SZ Condition: PART 15.407 3m ANT3117_0057 VERTICAL : RBW:1000.000kHz VBW:3000.000kHz Mode : 18 Setting : MCS0 Power setting 14 Plane : X with accessary : 32fa7a52 Freq Level Limit Line Margin (dB) Read Level Ant Factor Cable Loss Preamp Factor APos TPos Remark MHz dBuV/m dBuV/m dBuV dB/m dB dB cm deg 1 5700.00 104.49 ------ ------ 94.40 34.85 8.60 33.36 100 334 PEAK
Avg	Blank	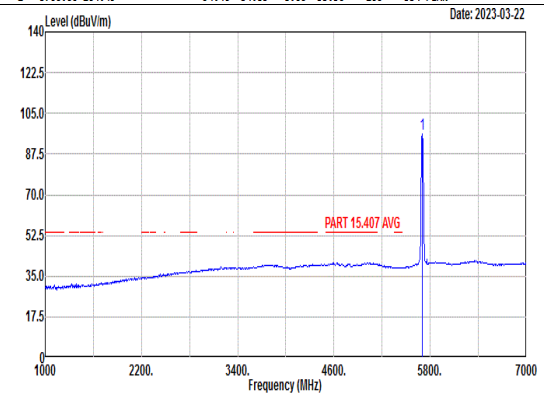 Site : 03CH03-SZ Condition: PART 15.407 AVG 3m ANT3117_0057 VERTICAL : RBW:1000.000kHz VBW:0.010kHz Mode : 18 Setting : MCS0 Power setting 14 Plane : X with accessary : 32fa7a52 Freq Level Limit Line Margin (dB) Read Level Ant Factor Cable Loss Preamp Factor APos TPos Remark MHz dBuV/m dBuV/m dBuV dB/m dB dB cm deg 1 5700.00 95.97 ------ ------ 85.92 34.84 8.57 33.36 100 334 AVERAGE

Mode	18	
	Harmonic	
	U-NII-2C_5.47-5.725_802.11ax HE20_CH140_Full_5700MHz	
ANT	3+10	
Pol.	Horizontal	Vertical
Peak Avg	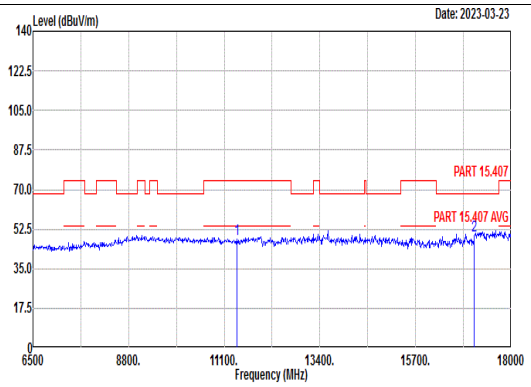 Site : 03CH03-SZ Condition: PART 15.407 3m ANT3117_0057 HORIZONTAL Project : 2D0705 Mode : 18 SN : 32fa7a52 Plane : X with accessories : MCS0 Power setting 14 Freq Level Limit Line Margin Read Level Ant Factor Cable Loss Preamp Factor APos TPos Remark MHz dBuV/m dBuV/m dB dBuV dB/m dB dB cm deg 1 11400.00 48.17 74.00 -25.83 51.10 39.42 11.41 53.76 --- --- Peak 2 17100.00 49.80 68.30 -18.50 46.55 42.38 13.14 52.27 --- --- Peak	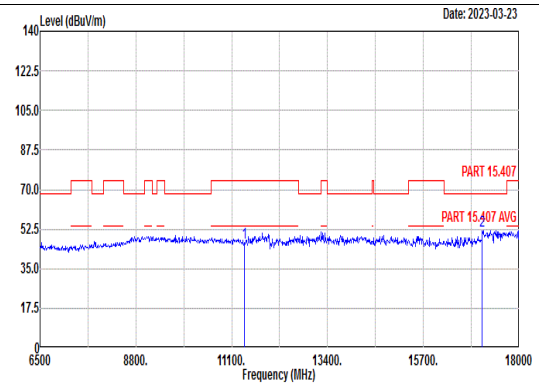 Site : 03CH03-SZ Condition: PART 15.407 3m ANT3117_0057 VERTICAL Project : 2D0705 Mode : 18 SN : 32fa7a52 Plane : X with accessories : MCS0 Power setting 14 Freq Level Limit Line Margin Read Level Ant Factor Cable Loss Preamp Factor APos TPos Remark MHz dBuV/m dBuV/m dB dBuV dB/m dB dB cm deg 1 11400.00 46.60 74.00 -27.40 49.53 39.42 11.41 53.76 --- --- Peak 2 17100.00 51.88 68.30 -16.42 48.63 42.38 13.14 52.27 --- --- Peak

Mode	19	
	Band Edge - L	
	U-NII-1_5.15-5.25_802.11ax HE40_CH38_Full_5190MHz	
ANT	3+10	
Pol.	Horizontal	Fundamental
Peak	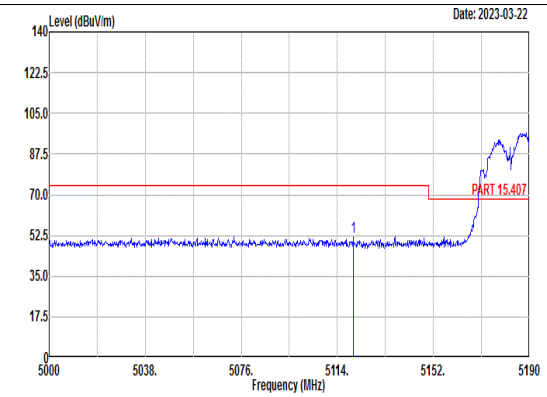 Site : 03CH03-SZ Condition: PART 15.407 3m ANT3117_0057 HORIZONTAL : RBW:1000.000kHz VBW:3000.000kHz Mode : 19 Setting : MCS0 Power setting 12.5 Plane : X with accessary : 32fa7a52 Freq Level Limit Line Margin (dB) Read Level Ant Factor Cable Loss Preamp Factor APos TPos Remark MHz dBuV/m dBuV/m dBuV dB/m dB dB cm deg 1 5120.27 51.69 74.00 -22.31 42.04 34.55 7.90 32.80 300 134 PEAK	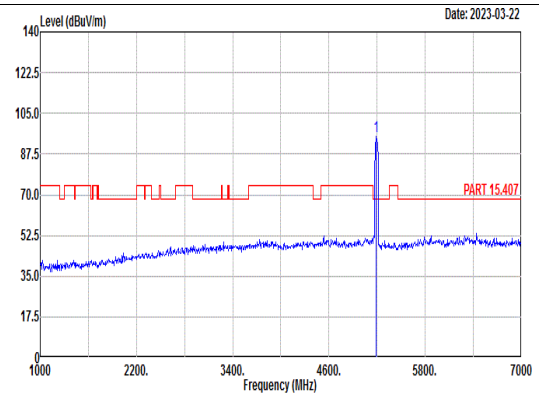 Site : 03CH03-SZ Condition: PART 15.407 3m ANT3117_0057 HORIZONTAL : RBW:1000.000kHz VBW:3000.000kHz Mode : 19 Setting : MCS0 Power setting 12.5 Plane : X with accessary : 32fa7a52 Freq Level Limit Line Margin (dB) Read Level Ant Factor Cable Loss Preamp Factor APos TPos Remark MHz dBuV/m dBuV/m dBuV dB/m dB dB cm deg 1 5190.00 95.20 ------ ------ 85.65 34.52 7.94 32.91 300 134 PEAK
Avg	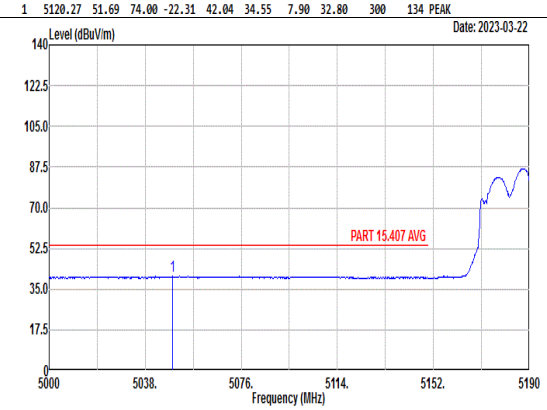 Site : 03CH03-SZ Condition: PART 15.407 AVG 3m ANT3117_0057 HORIZONTAL : RBW:1000.000kHz VBW:0.010kHz Mode : 19 Setting : MCS0 Power setting 12.5 Plane : X with accessary : 32fa7a52 Freq Level Limit Line Margin (dB) Read Level Ant Factor Cable Loss Preamp Factor APos TPos Remark MHz dBuV/m dBuV/m dBuV dB/m dB dB cm deg 1 5048.83 40.47 54.00 -13.53 30.72 34.58 7.85 32.68 300 134 AVERAGE	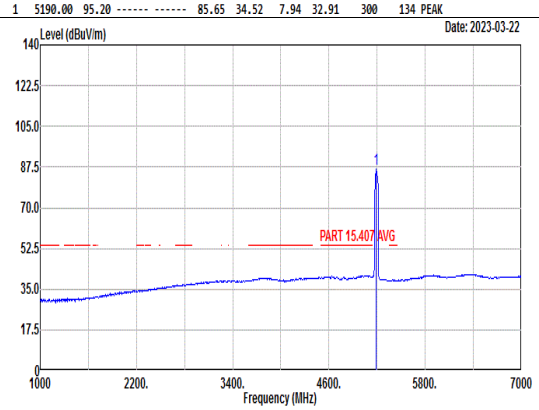 Site : 03CH03-SZ Condition: PART 15.407 AVG 3m ANT3117_0057 HORIZONTAL : RBW:1000.000kHz VBW:0.010kHz Mode : 19 Setting : MCS0 Power setting 12.5 Plane : X with accessary : 32fa7a52 Freq Level Limit Line Margin (dB) Read Level Ant Factor Cable Loss Preamp Factor APos TPos Remark MHz dBuV/m dBuV/m dBuV dB/m dB dB cm deg 1 5190.00 86.57 ------ ------ 77.02 34.52 7.94 32.91 300 134 AVERAGE

Mode	19	
	Band Edge - R	
	U-NII-1_5.15-5.25_802.11ax HE40_CH38_Full_5190MHz	
ANT	3+10	
Pol.	Horizontal	Fundamental
Peak	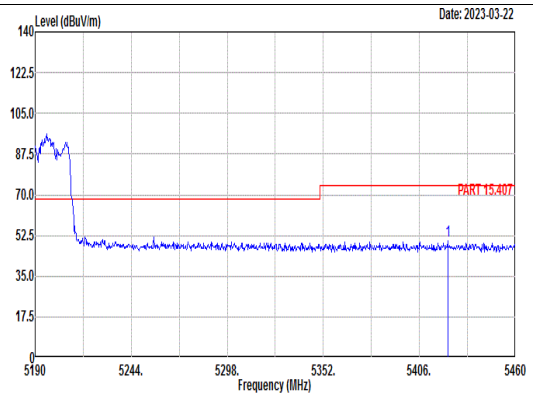 Site : 03CH03-SZ Condition: PART 15.407 3m ANT3117_0057 HORIZONTAL : RBW:1000.000kHz VBW:3000.000kHz Mode : 19 Setting : MCS0 Power setting 12.5 Plane : X with accessary : 32fa7a52 Freq Level Limit Line Margin (dB) Read Level Ant Factor Cable Loss Preamp Factor APos TPos Remark MHz dBuV/m dBuV/m dBuV dB/m dB dB cm deg 1 5421.93 50.02 74.00 -23.98 40.42 34.43 8.46 33.29 300 134 PEAK	Blank
Avg	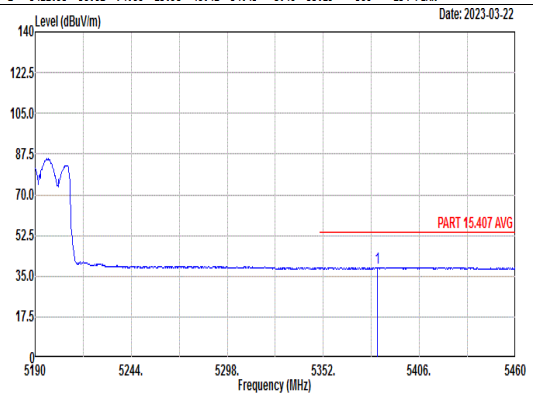 Site : 03CH03-SZ Condition: PART 15.407 AVG 3m ANT3117_0057 HORIZONTAL : RBW:1000.000kHz VBW:0.010kHz Mode : 19 Setting : MCS0 Power setting 12.5 Plane : X with accessary : 32fa7a52 Freq Level Limit Line Margin (dB) Read Level Ant Factor Cable Loss Preamp Factor APos TPos Remark MHz dBuV/m dBuV/m dBuV dB/m dB dB cm deg 1 5382.51 38.82 54.00 -15.18 29.18 34.45 8.41 33.22 300 134 AVERAGE	Blank

Mode	19	
	Band Edge - L	
	U-NII-1_5.15-5.25_802.11ax HE40_CH38_Full_5190MHz	
ANT	3+10	
Pol.	Vertical	Fundamental
Peak	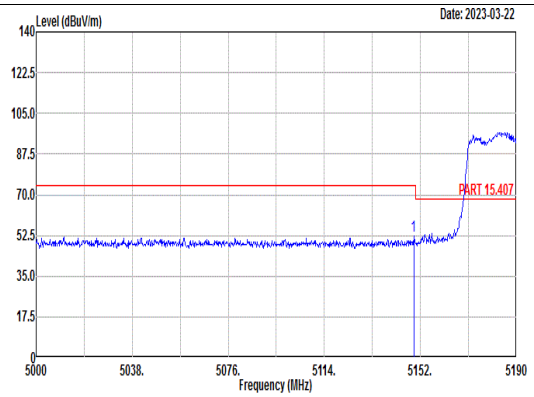 Site : 03CH03-SZ Condition: PART 15.407 3m ANT3117_0057 VERTICAL : RBW:1000.000kHz VBW:3000.000kHz Mode : 19 Setting : MCS0 Power setting 12.5 Plane : X with accessary : 32fa7a52 Freq Level Limit Line Margin (dB) Read Level Ant Factor Cable Loss Preamp Factor APos TPos Remark MHz dBuV/m dBuV/m dBuV dB/m dB dB cm deg 1 5149.34 52.14 74.00 -21.86 42.53 34.54 7.92 32.85 100 38 PEAK	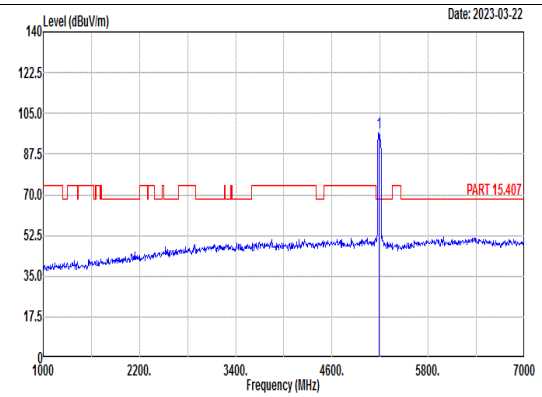 Site : 03CH03-SZ Condition: PART 15.407 3m ANT3117_0057 VERTICAL : RBW:1000.000kHz VBW:3000.000kHz Mode : 19 Setting : MCS0 Power setting 12.5 Plane : X with accessary : 32fa7a52 Freq Level Limit Line Margin (dB) Read Level Ant Factor Cable Loss Preamp Factor APos TPos Remark MHz dBuV/m dBuV/m dBuV dB/m dB dB cm deg 1 5190.00 96.79 ------ ------ 87.22 34.53 7.94 32.90 100 38 PEAK
Avg	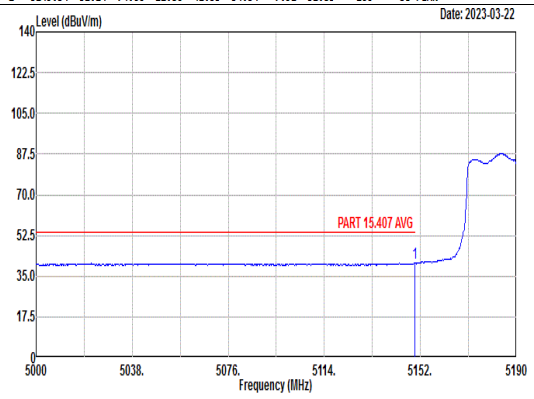 Site : 03CH03-SZ Condition: PART 15.407 AVG 3m ANT3117_0057 VERTICAL : RBW:1000.000kHz VBW:0.010kHz Mode : 19 Setting : MCS0 Power setting 12.5 Plane : X with accessary : 32fa7a52 Freq Level Limit Line Margin (dB) Read Level Ant Factor Cable Loss Preamp Factor APos TPos Remark MHz dBuV/m dBuV/m dBuV dB/m dB dB cm deg 1 5149.91 40.57 54.00 -13.43 30.96 34.54 7.92 32.85 100 38 AVERAGE	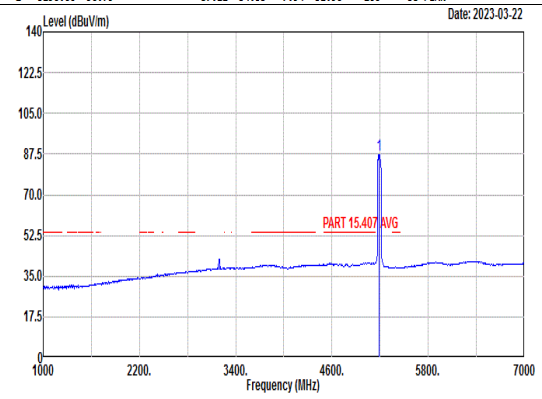 Site : 03CH03-SZ Condition: PART 15.407 AVG 3m ANT3117_0057 VERTICAL : RBW:1000.000kHz VBW:0.010kHz Mode : 19 Setting : MCS0 Power setting 12.5 Plane : X with accessary : 32fa7a52 Freq Level Limit Line Margin (dB) Read Level Ant Factor Cable Loss Preamp Factor APos TPos Remark MHz dBuV/m dBuV/m dBuV dB/m dB dB cm deg 1 5190.00 87.39 ------ ------ 77.82 34.53 7.94 32.90 100 38 AVERAGE

Mode	19	
	Band Edge - R	
	U-NII-1_5.15-5.25_802.11ax HE40_CH38_Full_5190MHz	
ANT	3+10	
Pol.	Vertical	Fundamental
Peak	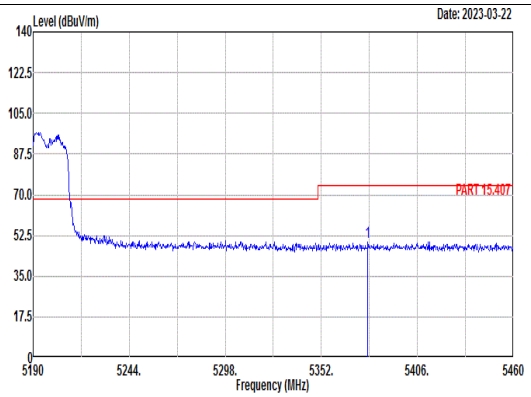 Site : 03CH03-SZ Condition: PART 15.407 3m ANT3117_0057 VERTICAL : RBW:1000.000kHz VBW:3000.000kHz Mode : 19 Setting : MCS0 Power setting 12.5 Plane : X with accessary : 32fa7a52 Freq Level Limit Line Margin (dB) Read Level Ant Factor Cable Loss Preamp Factor APos TPos Remark MHz dBuV/m dBuV/m dBuV dB/m dB dB cm deg 1 5378.19 49.78 74.00 -24.22 40.15 34.45 8.40 33.22 100 38 PEAK	Blank
Avg	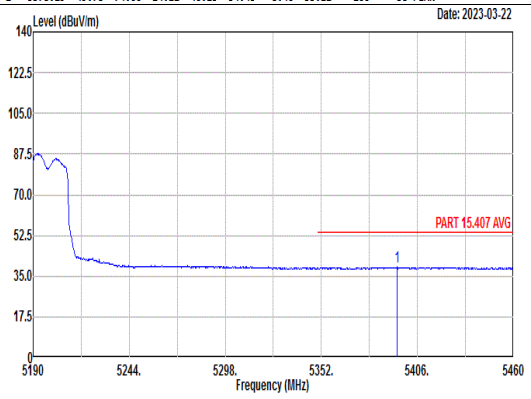 Site : 03CH03-SZ Condition: PART 15.407 AVG 3m ANT3117_0057 VERTICAL : RBW:1000.000kHz VBW:0.010kHz Mode : 19 Setting : MCS0 Power setting 12.5 Plane : X with accessary : 32fa7a52 Freq Level Limit Line Margin (dB) Read Level Ant Factor Cable Loss Preamp Factor APos TPos Remark MHz dBuV/m dBuV/m dBuV dB/m dB dB cm deg 1 5394.66 38.85 54.00 -15.15 29.20 34.44 8.45 33.24 100 38 AVERAGE	Blank

Mode	19	
	Harmonic	
	U-NII-1_5.15-5.25_802.11ax HE40_CH38_Full_5190MHz	
ANT	3+10	
Pol.	Horizontal	Vertical
Peak Avg	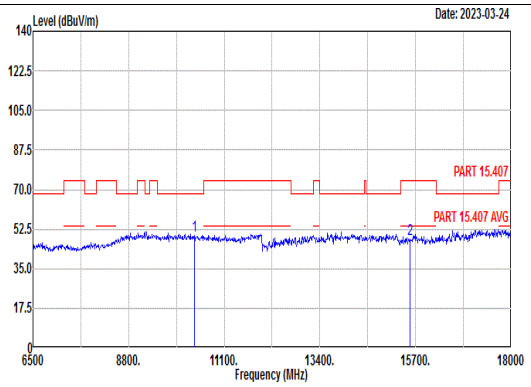 Site : 03CH03-SZ Condition: PART 15.407 3m ANT3117_0057 HORIZONTAL Project : 2D0705 Mode : 19 SN : 32fa7a52 Plane : X with accessories : MCS0 Power setting 12.5 1 10380.00 49.59 68.30 -18.71 52.32 39.73 10.74 53.20 --- --- Peak 2 15570.00 48.27 74.00 -25.73 48.22 41.77 12.72 54.44 --- --- Peak	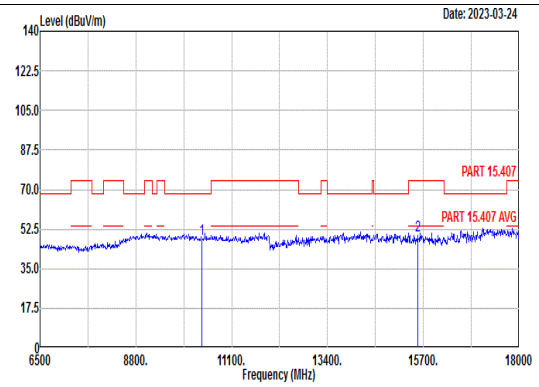 Site : 03CH03-SZ Condition: PART 15.407 3m ANT3117_0057 VERTICAL Project : 2D0705 Mode : 19 SN : 32fa7a52 Plane : X with accessories : MCS0 Power setting 12.5 1 10380.00 48.32 68.30 -19.98 51.05 39.73 10.74 53.20 --- --- Peak 2 15570.00 49.40 74.00 -24.60 49.35 41.77 12.72 54.44 --- --- Peak

Mode	20	
	Band Edge - L	
	U-NII-1_5.15-5.25_802.11ax HE40_CH46_Full_5230MHz	
ANT	3+10	
Pol.	Horizontal	Fundamental
Peak	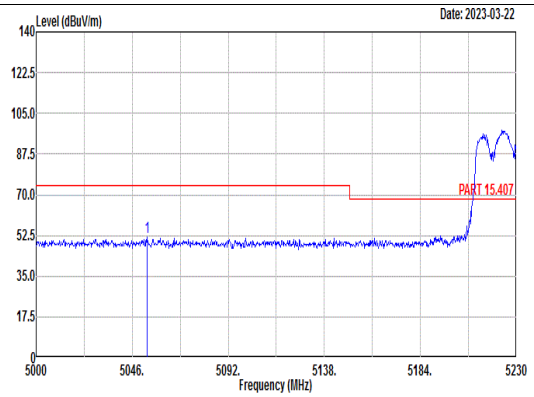 Site : 03CH03-SZ Condition: PART 15.407 3m ANT3117_0057 HORIZONTAL : RBW:1000.000kHz VBW:3000.000kHz Mode : 20 Setting : MCS0 Power setting 12.5 Plane : X with accessary : 32fa7a52 Freq Level Limit Line Margin (dB) Read Level Ant Factor Cable Loss Preamp Factor APos TPos Remark MHz dBuV/m dBuV/m dBuV dB/m dB dB cm deg 1 5053.13 51.72 74.00 -22.28 41.98 34.58 7.85 32.69 200 9 PEAK	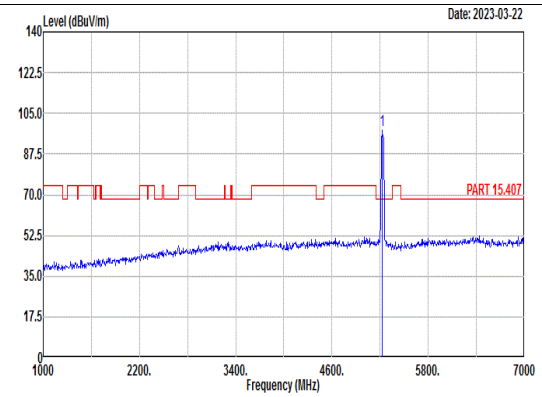 Site : 03CH03-SZ Condition: PART 15.407 3m ANT3117_0057 HORIZONTAL : RBW:1000.000kHz VBW:3000.000kHz Mode : 20 Setting : MCS0 Power setting 12.5 Plane : X with accessary : 32fa7a52 Freq Level Limit Line Margin (dB) Read Level Ant Factor Cable Loss Preamp Factor APos TPos Remark MHz dBuV/m dBuV/m dBuV dB/m dB dB cm deg 1 5230.00 97.62 ------ ------ 88.09 34.51 7.99 32.97 200 9 PEAK
Avg	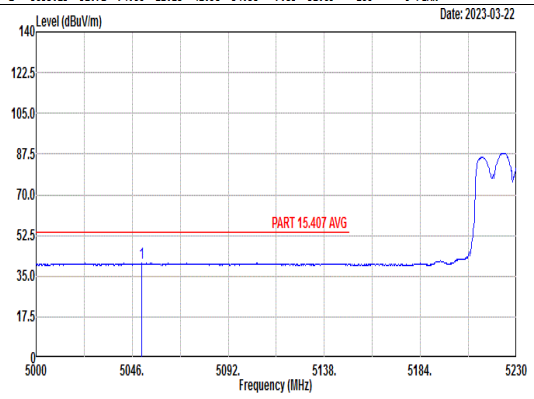 Site : 03CH03-SZ Condition: PART 15.407 AVG 3m ANT3117_0057 HORIZONTAL : RBW:1000.000kHz VBW:0.010kHz Mode : 20 Setting : MCS0 Power setting 12.5 Plane : X with accessary : 32fa7a52 Freq Level Limit Line Margin (dB) Read Level Ant Factor Cable Loss Preamp Factor APos TPos Remark MHz dBuV/m dBuV/m dBuV dB/m dB dB cm deg 1 5050.60 40.69 54.00 -13.31 30.95 34.58 7.85 32.69 200 9 AVERAGE	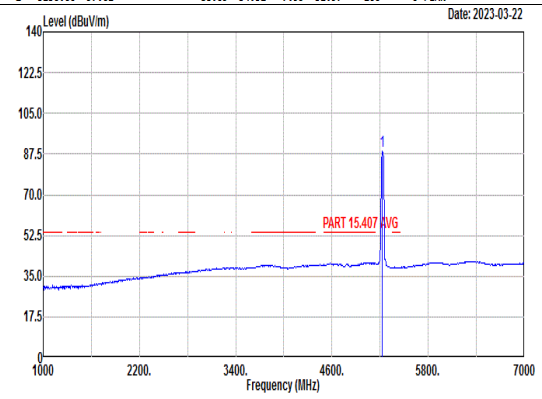 Site : 03CH03-SZ Condition: PART 15.407 AVG 3m ANT3117_0057 HORIZONTAL : RBW:1000.000kHz VBW:0.010kHz Mode : 20 Setting : MCS0 Power setting 12.5 Plane : X with accessary : 32fa7a52 Freq Level Limit Line Margin (dB) Read Level Ant Factor Cable Loss Preamp Factor APos TPos Remark MHz dBuV/m dBuV/m dBuV dB/m dB dB cm deg 1 5230.00 88.50 ------ ------ 78.96 34.51 8.01 32.98 200 9 AVERAGE

Mode	20	
	Band Edge - R	
	U-NII-1_5.15-5.25_802.11ax HE40_CH46_Full_5230MHz	
ANT	3+10	
Pol.	Horizontal	Fundamental
Peak	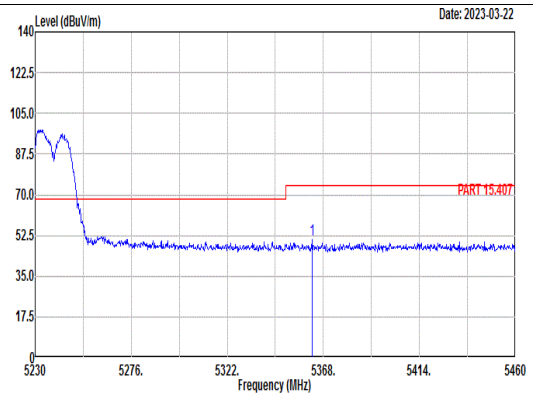 Site : 03CH03-SZ Condition: PART 15.407 3m ANT3117_0057 HORIZONTAL : RBW:1000.000kHz VBW:3000.000kHz Mode : 20 Setting : MCS0 Power setting 12.5 Plane : X with accessary : 32fa7a52 Freq Level Limit Line Margin (dB) Read Level Ant Factor Cable Loss Preamp Factor APos TPos Remark MHz dBuV/m dBuV/m dBuV dB/m dB dB cm deg 1 5362.48 50.61 74.00 -23.39 40.98 34.46 8.36 33.19 200 9 PEAK	Blank
Avg	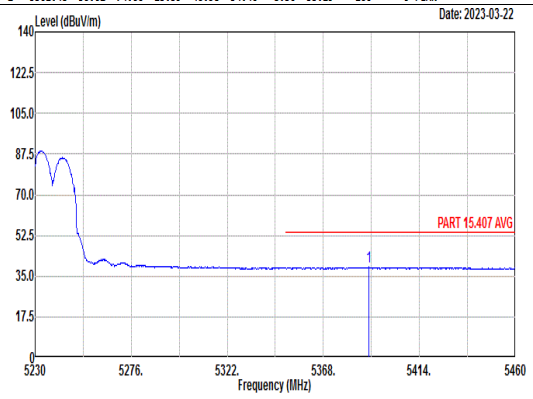 Site : 03CH03-SZ Condition: PART 15.407 AVG 3m ANT3117_0057 HORIZONTAL : RBW:1000.000kHz VBW:0.010kHz Mode : 20 Setting : MCS0 Power setting 12.5 Plane : X with accessary : 32fa7a52 Freq Level Limit Line Margin (dB) Read Level Ant Factor Cable Loss Preamp Factor APos TPos Remark MHz dBuV/m dBuV/m dBuV dB/m dB dB cm deg 1 5389.62 38.87 54.00 -15.13 29.23 34.44 8.43 33.23 200 9 AVERAGE	Blank

Mode	20	
	Band Edge - L	
	U-NII-1_5.15-5.25_802.11ax HE40_CH46_Full_5230MHz	
ANT	3+10	
Pol.	Vertical	Fundamental
Peak	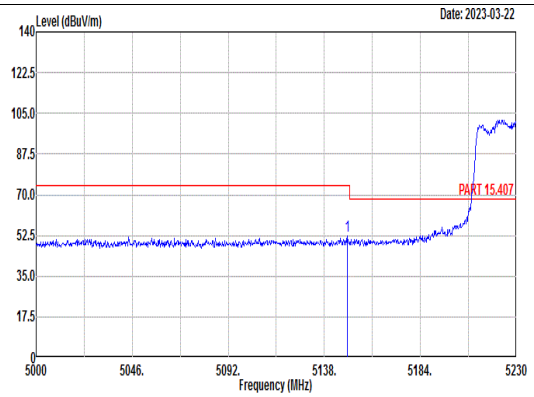 Site : 03CH03-SZ Condition: PART 15.407 3m ANT3117_0057 VERTICAL : RBW:1000.000kHz VBW:3000.000kHz Mode : 20 Setting : MCS0 Power setting 12.5 Plane : X with accessary : 32fa7a52 Freq Level Limit Line Margin (dB) Read Level Ant Factor Cable Loss Preamp Factor APos TPos Remark MHz dBuV/m dBuV/m dBuV dB/m dB dB cm deg 1 5149.04 52.28 74.00 -21.72 42.66 34.54 7.92 32.84 117 150 PEAK	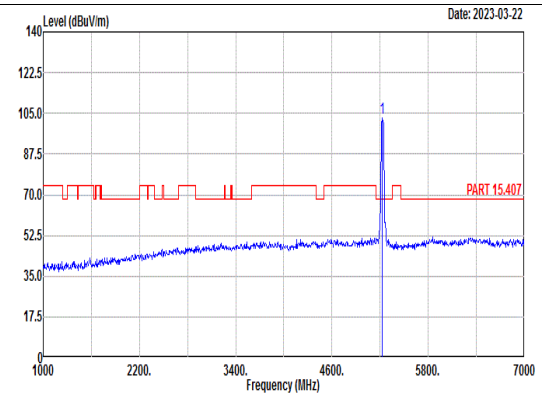 Site : 03CH03-SZ Condition: PART 15.407 3m ANT3117_0057 VERTICAL : RBW:1000.000kHz VBW:3000.000kHz Mode : 20 Setting : MCS0 Power setting 12.5 Plane : X with accessary : 32fa7a52 Freq Level Limit Line Margin (dB) Read Level Ant Factor Cable Loss Preamp Factor APos TPos Remark MHz dBuV/m dBuV/m dBuV dB/m dB dB cm deg 1 5230.00 103.07 ------ ------ 93.53 34.51 8.01 32.98 117 150 PEAK
Avg	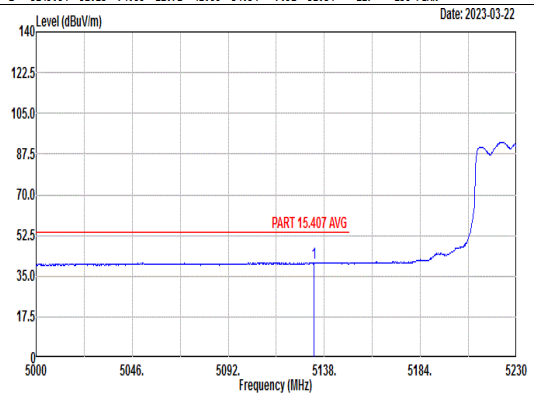 Site : 03CH03-SZ Condition: PART 15.407 AVG 3m ANT3117_0057 VERTICAL : RBW:1000.000kHz VBW:0.010kHz Mode : 20 Setting : MCS0 Power setting 12.5 Plane : X with accessary : 32fa7a52 Freq Level Limit Line Margin (dB) Read Level Ant Factor Cable Loss Preamp Factor APos TPos Remark MHz dBuV/m dBuV/m dBuV dB/m dB dB cm deg 1 5133.17 40.85 54.00 -13.15 31.21 34.55 7.91 32.82 117 150 AVERAGE	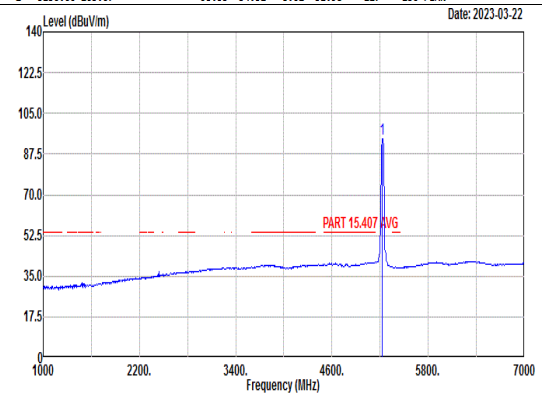 Site : 03CH03-SZ Condition: PART 15.407 AVG 3m ANT3117_0057 VERTICAL : RBW:1000.000kHz VBW:0.010kHz Mode : 20 Setting : MCS0 Power setting 12.5 Plane : X with accessary : 32fa7a52 Freq Level Limit Line Margin (dB) Read Level Ant Factor Cable Loss Preamp Factor APos TPos Remark MHz dBuV/m dBuV/m dBuV dB/m dB dB cm deg 1 5230.00 94.22 ------ ------ 84.68 34.51 8.01 32.98 117 150 AVERAGE

Mode	20	
	Band Edge - R	
	U-NII-1_5.15-5.25_802.11ax HE40_CH46_Full_5230MHz	
ANT	3+10	
Pol.	Vertical	Fundamental
Peak	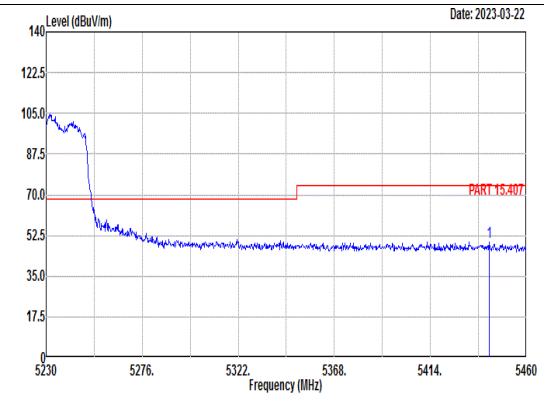 Site : 03CH03-SZ Condition: PART 15.407 3m ANT3117_0057 VERTICAL : RBW:1000.000kHz VBW:3000.000kHz Mode : 20 Setting : MCS0 Power setting 12.5 Plane : X with accessary : 32fa7a52 Freq Level Limit Line Margin (dB) Read Level Ant Factor Cable Loss Preamp Factor APos TPos Remark MHz dBuV/m dBuV/m dBuV dB/m dB dB cm deg 1 5442.06 49.91 74.00 -24.09 40.38 34.42 8.43 33.32 117 150 PEAK	Blank
Avg	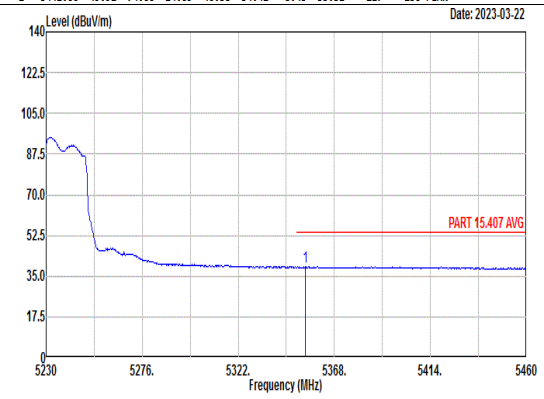 Site : 03CH03-SZ Condition: PART 15.407 AVG 3m ANT3117_0057 VERTICAL : RBW:1000.000kHz VBW:0.010kHz Mode : 20 Setting : MCS0 Power setting 12.5 Plane : X with accessary : 32fa7a52 Freq Level Limit Line Margin (dB) Read Level Ant Factor Cable Loss Preamp Factor APos TPos Remark MHz dBuV/m dBuV/m dBuV dB/m dB dB cm deg 1 5353.97 39.12 54.00 -14.88 29.50 34.46 8.34 33.18 117 150 AVERAGE	Blank

Mode	20	
	Harmonic	
	U-NII-1_5.15-5.25_802.11ax HE40_CH46_Full_5230MHz	
ANT	3+10	
Pol.	Horizontal	Vertical
Peak Avg	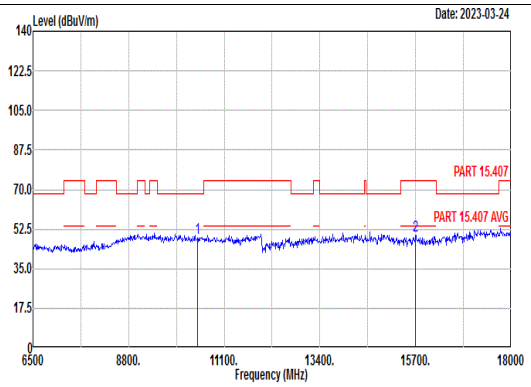 Site : 03CH03-SZ Condition: PART 15.407 3m ANT3117_0057 HORIZONTAL Project : 2D0705 Mode : 20 SN : 32fa7a52 Plane : X with accessories : MCS0 Power setting 12.5 Freq Level Limit Line Margin Read Level Ant Factor Cable Loss Preamp Factor APos TPos Remark MHz dBuV/m dBuV/m dB dBuV dB/m dB dB cm deg 1 10460.00 48.64 68.30 -19.66 51.37 39.78 10.80 53.31 --- --- Peak 2 15690.00 49.88 74.00 -24.12 49.87 41.89 12.72 54.60 --- --- Peak	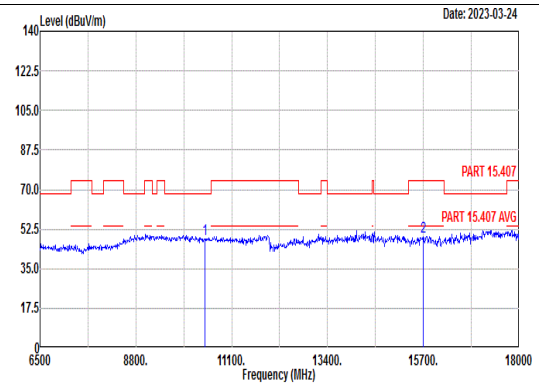 Site : 03CH03-SZ Condition: PART 15.407 3m ANT3117_0057 VERTICAL Project : 2D0705 Mode : 20 SN : 32fa7a52 Plane : X with accessories : MCS0 Power setting 12.5 Freq Level Limit Line Margin Read Level Ant Factor Cable Loss Preamp Factor APos TPos Remark MHz dBuV/m dBuV/m dB dBuV dB/m dB dB cm deg 1 10460.00 48.32 68.30 -19.98 51.05 39.78 10.80 53.31 --- --- Peak 2 15690.00 49.38 74.00 -24.62 49.37 41.89 12.72 54.60 --- --- Peak

Mode	21	
	Band Edge - L	
	U-NII-2A_5.25-5.35_802.11ax HE40_CH54_Full_5270MHz	
ANT	3+10	
Pol.	Horizontal	Fundamental
Peak	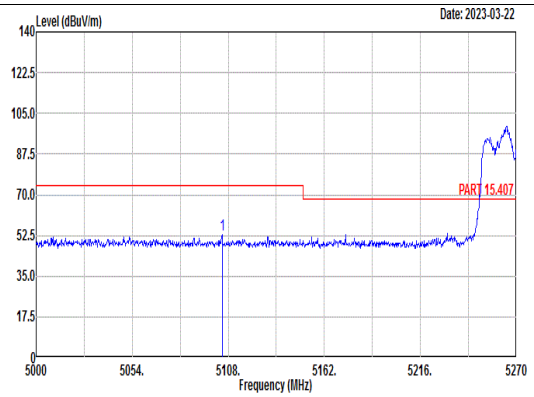 Site : 03CH03-SZ Condition: PART 15.407 3m ANT3117_0057 HORIZONTAL : RBW:1000.000kHz VBW:3000.000kHz Mode : 21 Setting : MCS0 Power setting 12.5 Plane : X with accessary : 32fa7a52 1 5104.49 52.63 74.00 -21.37 42.95 34.56 7.89 32.77 200 14 PEAK	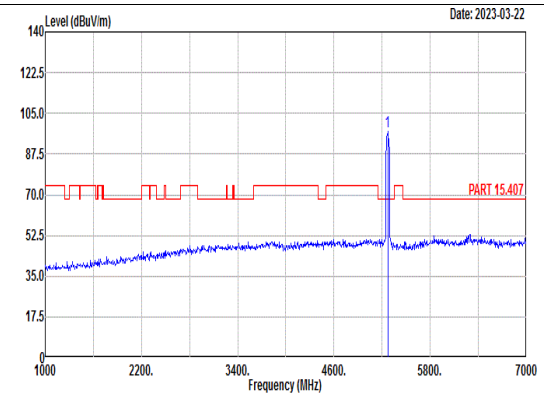 Site : 03CH03-SZ Condition: PART 15.407 3m ANT3117_0057 HORIZONTAL : RBW:1000.000kHz VBW:3000.000kHz Mode : 21 Setting : MCS0 Power setting 12.5 Plane : X with accessary : 32fa7a52 1 5270.00 97.06 ------ ------ 87.49 34.49 8.12 33.04 200 14 PEAK
Avg	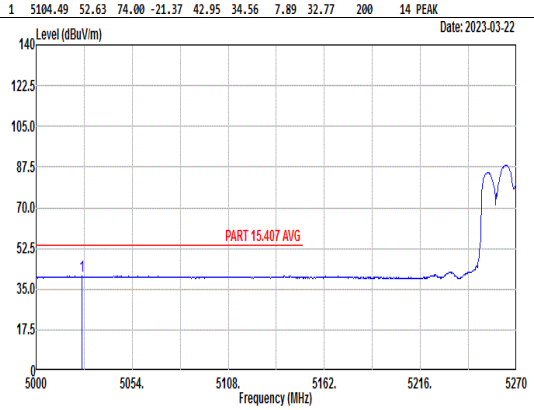 Site : 03CH03-SZ Condition: PART 15.407 AVG 3m ANT3117_0057 HORIZONTAL : RBW:1000.000kHz VBW:0.010kHz Mode : 21 Setting : MCS0 Power setting 12.5 Plane : X with accessary : 32fa7a52 1 5025.65 40.56 54.00 -13.44 30.77 34.59 7.84 32.64 200 14 AVERAGE	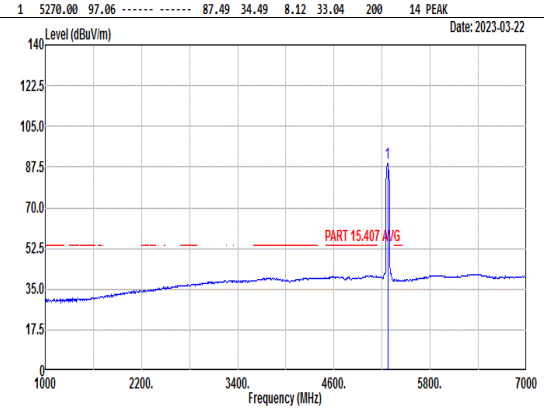 Site : 03CH03-SZ Condition: PART 15.407 AVG 3m ANT3117_0057 HORIZONTAL : RBW:1000.000kHz VBW:0.010kHz Mode : 21 Setting : MCS0 Power setting 12.5 Plane : X with accessary : 32fa7a52 1 5270.00 89.09 ------ ------ 79.52 34.49 8.12 33.04 200 14 AVERAGE

Mode	21	
	Band Edge - R	
	U-NII-2A_5.25-5.35_802.11ax HE40_CH54_Full_5270MHz	
ANT	3+10	
Pol.	Horizontal	Fundamental
Peak	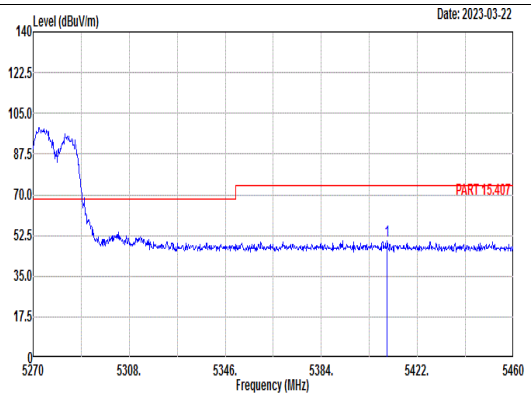 Site : 03CH03-SZ Condition: PART 15.407 3m ANT3117_0057 HORIZONTAL : RBW:1000.000kHz VBW:3000.000kHz Mode : 21 Setting : MCS0 Power setting 12.5 Plane : X with accessary : 32fa7a52 Freq Level Limit Line Margin (dB) Read Level Ant Factor Cable Loss Preamp Factor APos TPos Remark MHz dBuV/m dBuV/m dBuV dB/m dB dB cm deg 1 5410.03 50.38 74.00 -23.62 40.73 34.44 8.48 33.27 200 14 PEAK	Blank
Avg	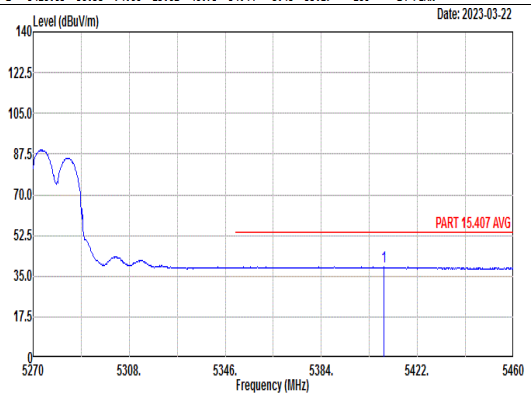 Site : 03CH03-SZ Condition: PART 15.407 AVG 3m ANT3117_0057 HORIZONTAL : RBW:1000.000kHz VBW:0.010kHz Mode : 21 Setting : MCS0 Power setting 12.5 Plane : X with accessary : 32fa7a52 Freq Level Limit Line Margin (dB) Read Level Ant Factor Cable Loss Preamp Factor APos TPos Remark MHz dBuV/m dBuV/m dBuV dB/m dB dB cm deg 1 5408.89 38.94 54.00 -15.06 29.29 34.44 8.48 33.27 200 14 AVERAGE	Blank

Mode	21	
	Band Edge - L	
	U-NII-2A_5.25-5.35_802.11ax HE40_CH54_Full_5270MHz	
ANT	3+10	
Pol.	Vertical	Fundamental
Peak	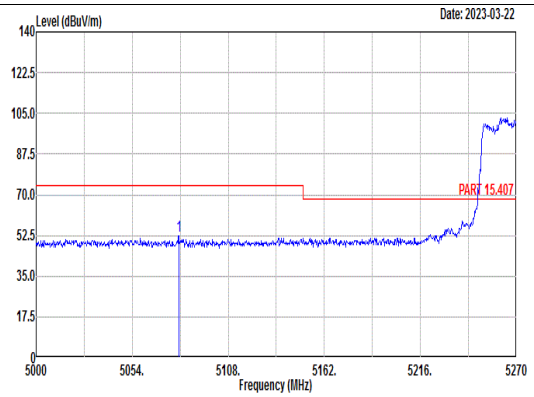 Site : 03CH03-SZ Condition: PART 15.407 3m ANT3117_0057 VERTICAL : RBW:1000.000kHz VBW:3000.000kHz Mode : 21 Setting : MCS0 Power setting 12.5 Plane : X with accessary : 32fa7a52 Freq Level Limit Line Margin (dB) Read Level Ant Factor Cable Loss Preamp Factor APos TPos Remark MHz dBuV/m dBuV/m dBuV dB/m dB dB cm deg 1 5080.19 52.33 74.00 -21.67 42.62 34.57 7.87 32.73 100 155 PEAK	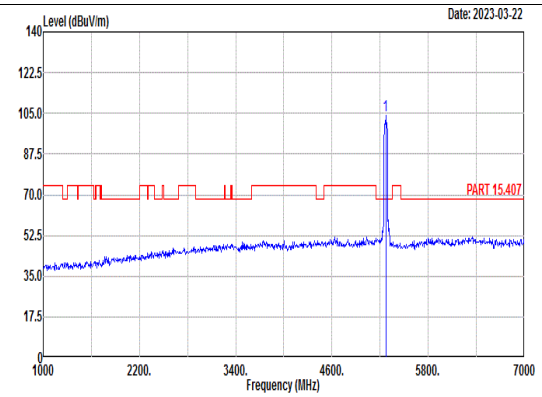 Site : 03CH03-SZ Condition: PART 15.407 3m ANT3117_0057 VERTICAL : RBW:1000.000kHz VBW:3000.000kHz Mode : 21 Setting : MCS0 Power setting 12.5 Plane : X with accessary : 32fa7a52 Freq Level Limit Line Margin (dB) Read Level Ant Factor Cable Loss Preamp Factor APos TPos Remark MHz dBuV/m dBuV/m dBuV dB/m dB dB cm deg 1 5270.00 103.94 ------ ------ 94.37 34.49 8.12 33.04 100 155 PEAK
Avg	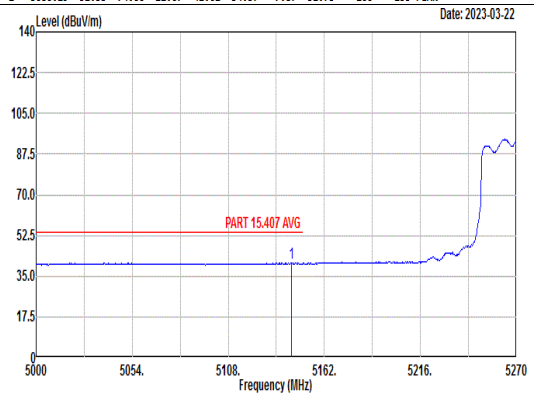 Site : 03CH03-SZ Condition: PART 15.407 AVG 3m ANT3117_0057 VERTICAL : RBW:1000.000kHz VBW:0.010kHz Mode : 21 Setting : MCS0 Power setting 12.5 Plane : X with accessary : 32fa7a52 Freq Level Limit Line Margin (dB) Read Level Ant Factor Cable Loss Preamp Factor APos TPos Remark MHz dBuV/m dBuV/m dBuV dB/m dB dB cm deg 1 5143.37 40.73 54.00 -13.27 31.12 34.54 7.91 32.84 100 155 AVERAGE	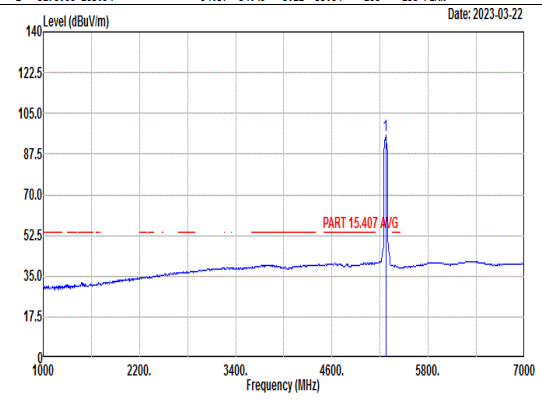 Site : 03CH03-SZ Condition: PART 15.407 AVG 3m ANT3117_0057 VERTICAL : RBW:1000.000kHz VBW:0.010kHz Mode : 21 Setting : MCS0 Power setting 12.5 Plane : X with accessary : 32fa7a52 Freq Level Limit Line Margin (dB) Read Level Ant Factor Cable Loss Preamp Factor APos TPos Remark MHz dBuV/m dBuV/m dBuV dB/m dB dB cm deg 1 5270.00 95.55 ------ ------ 85.98 34.49 8.12 33.04 100 155 AVERAGE

Mode	21	
	Band Edge - R	
	U-NII-2A_5.25-5.35_802.11ax HE40_CH54_Full_5270MHz	
ANT	3+10	
Pol.	Vertical	Fundamental
Peak	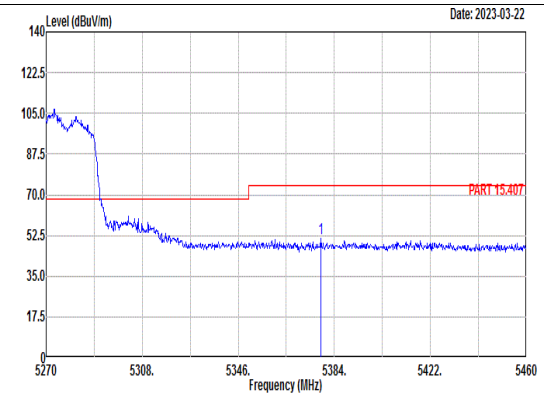 Site : 03CH03-SZ Condition: PART 15.407 3m ANT3117_0057 VERTICAL : RBW:1000.000kHz VBW:3000.000kHz Mode : 21 Setting : MCS0 Power setting 12.5 Plane : X with accessary : 32fa7a52 Freq Level Limit Line Margin (dB) Read Level Ant Factor Cable Loss Preamp Factor APos TPos Remark MHz dBuV/m dBuV/m dBuV dB/m dB dB cm deg 1 5378.68 51.03 74.00 -22.97 41.40 34.45 8.40 33.22 100 155 PEAK	Blank
Avg	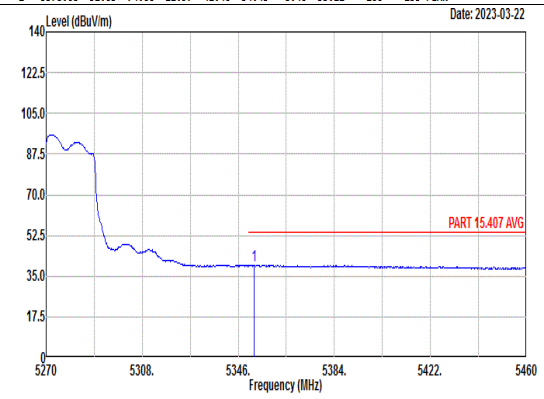 Site : 03CH03-SZ Condition: PART 15.407 AVG 3m ANT3117_0057 VERTICAL : RBW:1000.000kHz VBW:0.010kHz Mode : 21 Setting : MCS0 Power setting 12.5 Plane : X with accessary : 32fa7a52 Freq Level Limit Line Margin (dB) Read Level Ant Factor Cable Loss Preamp Factor APos TPos Remark MHz dBuV/m dBuV/m dBuV dB/m dB dB cm deg 1 5352.27 39.69 54.00 -14.31 30.07 34.46 8.33 33.17 100 155 AVERAGE	Blank

Mode	21	
	Harmonic	
	U-NII-2A_5.25-5.35_802.11ax HE40_CH54_Full_5270MHz	
ANT	3+10	
Pol.	Horizontal	Vertical
Peak Avg	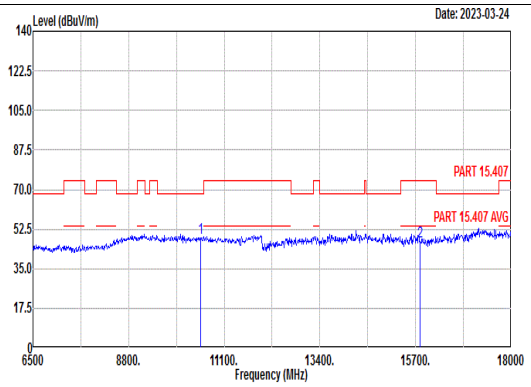 Site : 03CH03-SZ Condition: PART 15.407 3m ANT3117_0057 HORIZONTAL Project : 2D0705 Mode : 21 SN : 32fa7a52 Plane : X with accessories : MCS0 Power setting 12.5 Freq Level Limit Line Margin Read Level Ant Factor Cable Loss Preamp Factor APos TPos Remark MHz dBuV/m dBuV/m dB dBuV dB/m dB dB cm deg 1 10540.00 48.65 68.30 -19.65 51.42 39.78 10.86 53.41 --- --- Peak 2 15810.00 47.20 74.00 -26.80 47.24 42.01 12.71 54.76 --- --- Peak	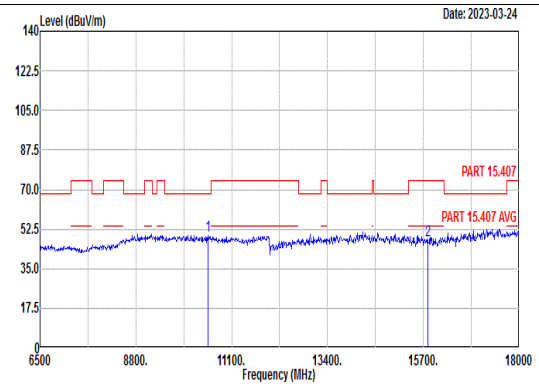 Site : 03CH03-SZ Condition: PART 15.407 3m ANT3117_0057 VERTICAL Project : 2D0705 Mode : 21 SN : 32fa7a52 Plane : X with accessories : MCS0 Power setting 12.5 Freq Level Limit Line Margin Read Level Ant Factor Cable Loss Preamp Factor APos TPos Remark MHz dBuV/m dBuV/m dB dBuV dB/m dB dB cm deg 1 10540.00 49.78 68.30 -18.52 52.55 39.78 10.86 53.41 --- --- Peak 2 15810.00 47.64 74.00 -26.36 47.68 42.01 12.71 54.76 --- --- Peak

Mode	22	
	Band Edge - L	
	U-NII-2A_5.25-5.35_802.11ax HE40_CH62_Full_5310MHz	
ANT	3+10	
Pol.	Horizontal	Fundamental
Peak	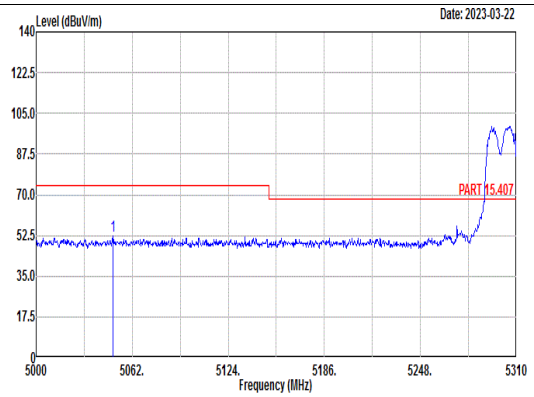 Site : 03CH03-SZ Condition: PART 15.407 3m ANT3117_0057 HORIZONTAL : RBW:1000.000kHz VBW:3000.000kHz Mode : 22 Setting : MCS0 Power setting 12.5 Plane : X with accessary : 32fa7a52 1 5049.60 52.05 74.00 -21.95 42.30 34.58 7.85 32.68 100 32 PEAK	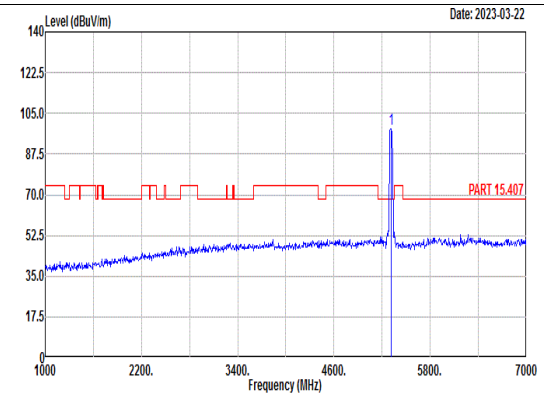 Site : 03CH03-SZ Condition: PART 15.407 3m ANT3117_0057 HORIZONTAL : RBW:1000.000kHz VBW:3000.000kHz Mode : 22 Setting : MCS0 Power setting 12.5 Plane : X with accessary : 32fa7a52 1 5310.00 98.43 ------ ------ 88.83 34.48 8.22 33.10 100 32 PEAK
Avg	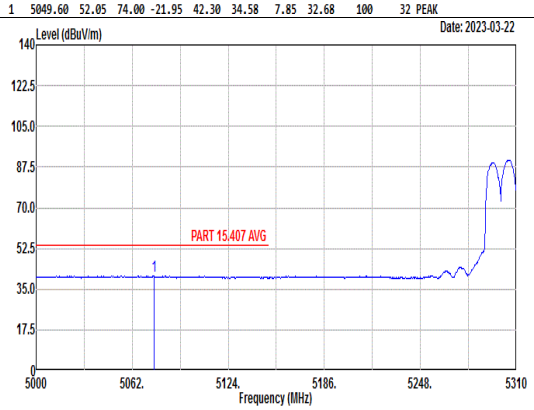 Site : 03CH03-SZ Condition: PART 15.407 AVG 3m ANT3117_0057 HORIZONTAL : RBW:1000.000kHz VBW:0.010kHz Mode : 22 Setting : MCS0 Power setting 12.5 Plane : X with accessary : 32fa7a52 1 5076.26 40.60 54.00 -13.40 30.89 34.57 7.87 32.73 100 32 AVERAGE	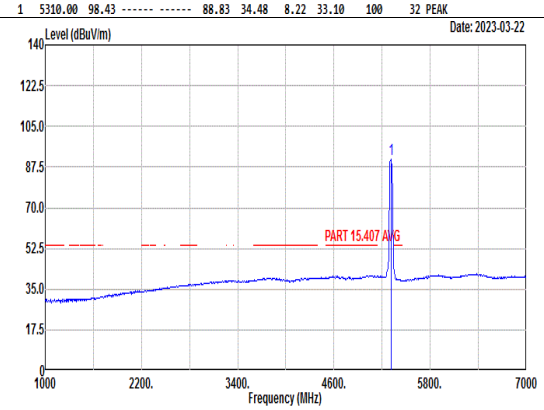 Site : 03CH03-SZ Condition: PART 15.407 AVG 3m ANT3117_0057 HORIZONTAL : RBW:1000.000kHz VBW:0.010kHz Mode : 22 Setting : MCS0 Power setting 12.5 Plane : X with accessary : 32fa7a52 1 5310.00 90.99 ------ ------ 81.40 34.47 8.23 33.11 100 32 AVERAGE

Mode	22	
	Band Edge - R	
	U-NII-2A_5.25-5.35_802.11ax HE40_CH62_Full_5310MHz	
ANT	3+10	
Pol.	Horizontal	Fundamental
Peak	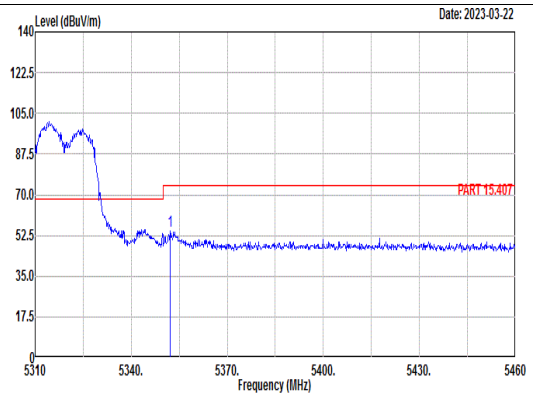 Site : 03CH03-SZ Condition: PART 15.407 3m ANT3117_0057 HORIZONTAL : RBW:1000.000kHz VBW:3000.000kHz Mode : 22 Setting : MCS0 Power setting 12.5 Plane : X with accessary : 32fa7a52 Freq Level Limit Line Margin (dB) Read Level Ant Factor Cable Loss Preamp Factor APos TPos Remark MHz dBuV/m dBuV/m dBuV dB/m dB dB cm deg 1 5352.15 54.63 74.00 -19.37 45.01 34.46 8.33 33.17 100 32 PEAK	Blank
Avg	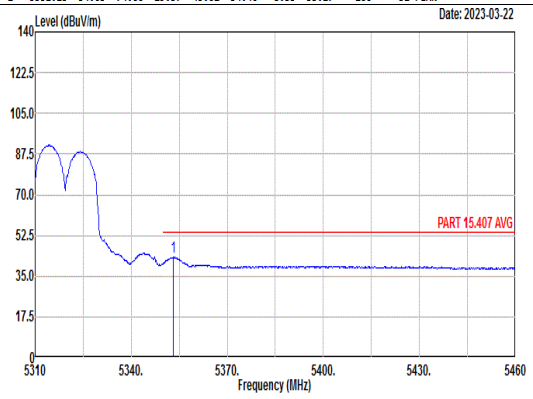 Site : 03CH03-SZ Condition: PART 15.407 AVG 3m ANT3117_0057 HORIZONTAL : RBW:1000.000kHz VBW:0.010kHz Mode : 22 Setting : MCS0 Power setting 12.5 Plane : X with accessary : 32fa7a52 Freq Level Limit Line Margin (dB) Read Level Ant Factor Cable Loss Preamp Factor APos TPos Remark MHz dBuV/m dBuV/m dBuV dB/m dB dB cm deg 1 5353.05 43.22 54.00 -10.78 33.59 34.46 8.34 33.17 100 32 AVERAGE	Blank

Mode	22	
	Band Edge - L	
	U-NII-2A_5.25-5.35_802.11ax HE40_CH62_Full_5310MHz	
ANT	3+10	
Pol.	Vertical	Fundamental
Peak	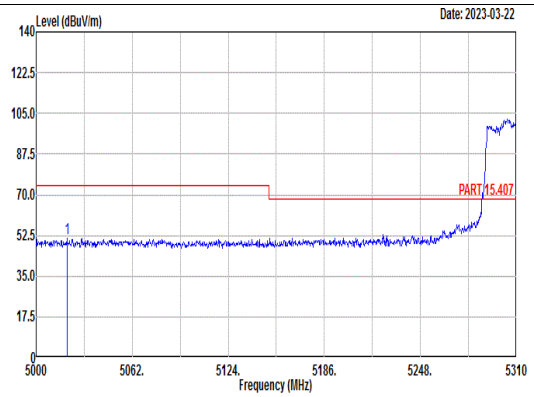 Site : 03CH03-SZ Condition: PART 15.407 3m ANT3117_0057 VERTICAL : RBW:1000.000kHz VBW:3000.000kHz Mode : 22 Setting : MCS0 Power setting 12.5 Plane : X with accessary : 32fa7a52 Freq Level Limit Line Margin (dB) Read Level Ant Factor Cable Loss Preamp Factor APos TPos Remark MHz dBuV/m dBuV/m dBuV dB/m dB dB cm deg 1 5019.84 51.44 74.00 -22.56 41.66 34.59 7.83 32.64 100 159 PEAK	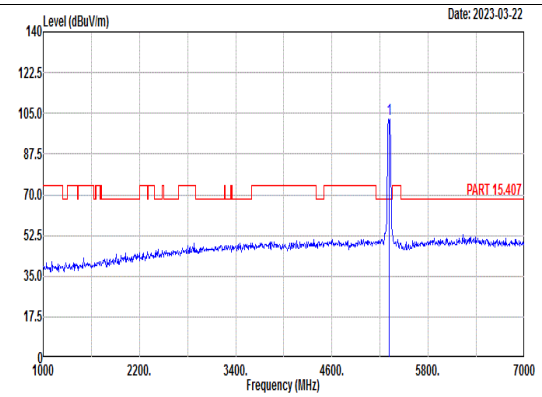 Site : 03CH03-SZ Condition: PART 15.407 3m ANT3117_0057 VERTICAL : RBW:1000.000kHz VBW:3000.000kHz Mode : 22 Setting : MCS0 Power setting 12.5 Plane : X with accessary : 32fa7a52 Freq Level Limit Line Margin (dB) Read Level Ant Factor Cable Loss Preamp Factor APos TPos Remark MHz dBuV/m dBuV/m dBuV dB/m dB dB cm deg 1 5310.00 102.72 ------ ------ 93.12 34.47 8.26 33.13 100 159 PEAK
Avg	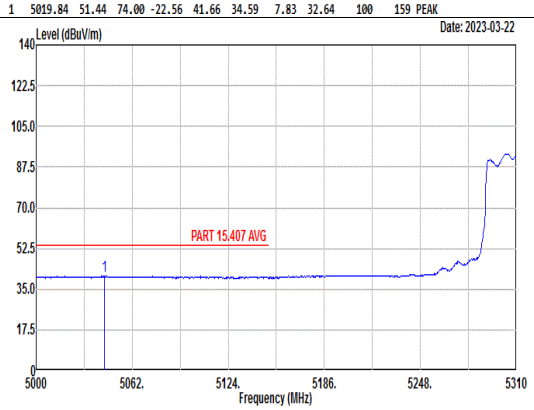 Site : 03CH03-SZ Condition: PART 15.407 AVG 3m ANT3117_0057 VERTICAL : RBW:1000.000kHz VBW:0.010kHz Mode : 22 Setting : MCS0 Power setting 12.5 Plane : X with accessary : 32fa7a52 Freq Level Limit Line Margin (dB) Read Level Ant Factor Cable Loss Preamp Factor APos TPos Remark MHz dBuV/m dBuV/m dBuV dB/m dB dB cm deg 1 5044.02 40.52 54.00 -13.48 30.76 34.58 7.85 32.67 100 159 AVERAGE	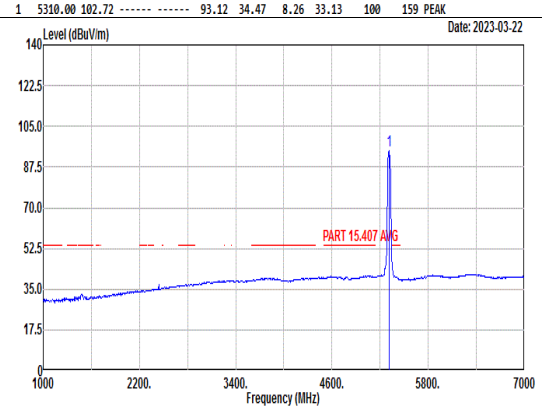 Site : 03CH03-SZ Condition: PART 15.407 AVG 3m ANT3117_0057 VERTICAL : RBW:1000.000kHz VBW:0.010kHz Mode : 22 Setting : MCS0 Power setting 12.5 Plane : X with accessary : 32fa7a52 Freq Level Limit Line Margin (dB) Read Level Ant Factor Cable Loss Preamp Factor APos TPos Remark MHz dBuV/m dBuV/m dBuV dB/m dB dB cm deg 1 5310.00 94.73 ------ ------ 85.14 34.47 8.23 33.11 100 159 AVERAGE

Mode	22	
	Band Edge - R	
	U-NII-2A_5.25-5.35_802.11ax HE40_CH62_Full_5310MHz	
ANT	3+10	
Pol.	Vertical	Fundamental
Peak	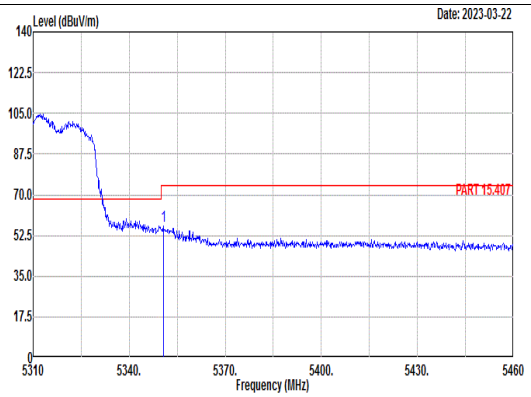 Site : 03CH03-SZ Condition: PART 15.407 3m ANT3117_0057 VERTICAL : RBW:1000.000kHz VBW:3000.000kHz Mode : 22 Setting : MCS0 Power setting 12.5 Plane : X with accessary : 32fa7a52 Freq Level Limit Line Margin (dB) Read Level Ant Factor Cable Loss Preamp Factor APos TPos Remark MHz dBuV/m dBuV/m dBuV dB/m dB dB cm deg 1 5350.65 56.39 74.00 -17.61 46.77 34.46 8.33 33.17 100 159 PEAK	Blank
Avg	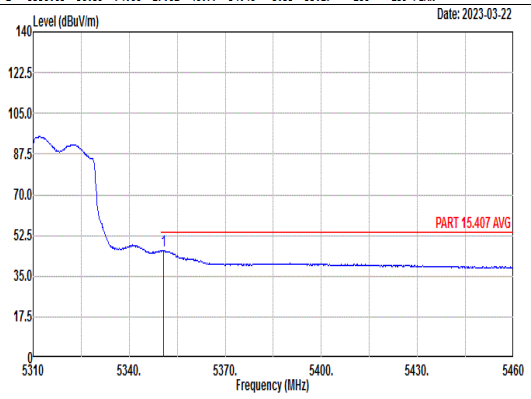 Site : 03CH03-SZ Condition: PART 15.407 AVG 3m ANT3117_0057 VERTICAL : RBW:1000.000kHz VBW:0.010kHz Mode : 22 Setting : MCS0 Power setting 12.5 Plane : X with accessary : 32fa7a52 Freq Level Limit Line Margin (dB) Read Level Ant Factor Cable Loss Preamp Factor APos TPos Remark MHz dBuV/m dBuV/m dBuV dB/m dB dB cm deg 1 5350.80 46.09 54.00 -7.91 36.47 34.46 8.33 33.17 100 159 AVERAGE	Blank

Mode	22	
	Harmonic	
	U-NII-2A_5.25-5.35_802.11ax HE40_CH62_Full_5310MHz	
ANT	3+10	
Pol.	Horizontal	Vertical
Peak Avg	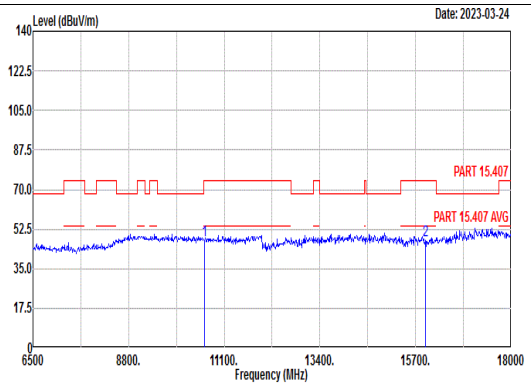 Site : 03CH03-SZ Condition: PART 15.407 3m ANT3117_0057 HORIZONTAL Project : 2D0705 Mode : 22 SN : 32fa7a52 Plane : X with accessories : MCS0 Power setting 12.5 Freq Level Limit Line Margin Read Level Ant Factor Cable Loss Preamp Factor APos TPos Remark MHz dBuV/m dBuV/m dB dBuV dB/m dB dB cm deg 1 10620.00 47.71 74.00 -26.29 50.57 39.73 10.92 53.51 --- --- Peak 2 15930.00 47.49 74.00 -26.51 47.58 42.13 12.70 54.92 --- --- Peak	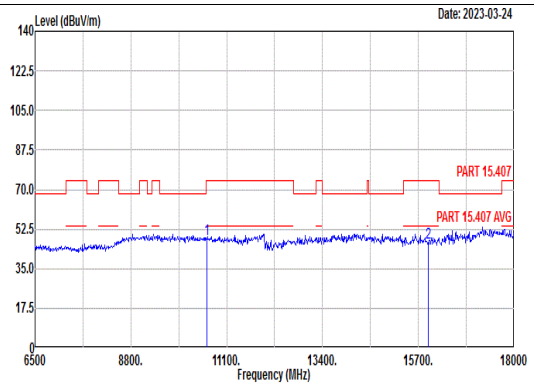 Site : 03CH03-SZ Condition: PART 15.407 3m ANT3117_0057 VERTICAL Project : 2D0705 Mode : 22 SN : 32fa7a52 Plane : X with accessories : MCS0 Power setting 12.5 Freq Level Limit Line Margin Read Level Ant Factor Cable Loss Preamp Factor APos TPos Remark MHz dBuV/m dBuV/m dB dBuV dB/m dB dB cm deg 1 10620.00 48.22 74.00 -25.78 51.08 39.73 10.92 53.51 --- --- Peak 2 15930.00 46.62 74.00 -27.38 46.71 42.13 12.70 54.92 --- --- Peak

Mode	23	
	Band Edge - L	
	U-NII-2C_5.47-5.725_802.11ax HE40_CH102_Full_5510MHz	
ANT	3+10	
Pol.	Horizontal	Fundamental
Peak	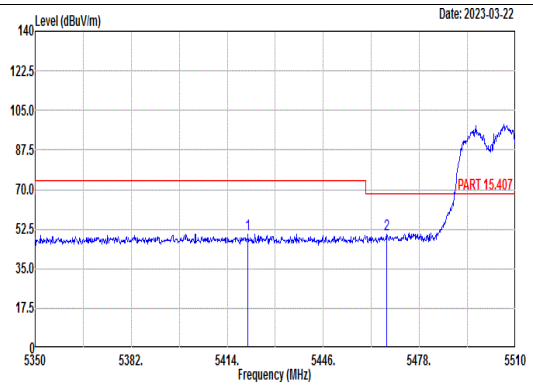 Site : 03CH03-SZ Condition: PART 15.407 3m ANT3117_0057 HORIZONTAL : RBW:1000.000kHz VBW:3000.000kHz Mode : 23 Setting : MCS0 Power setting 12.5 Plane : X with accessary : 32fa7a52 Freq Level Limit Line Margin (dB) Read Level Ant Factor Cable Loss Preamp Factor APos TPos Remark MHz dBuV/m dBuV/m dBuV dB/m dB dB cm deg 1 5420.88 50.31 74.00 -23.69 40.70 34.43 8.46 33.28 102 48 Peak 2 5467.12 50.06 68.30 -18.24 40.61 34.41 8.40 33.36 102 48 PEAK	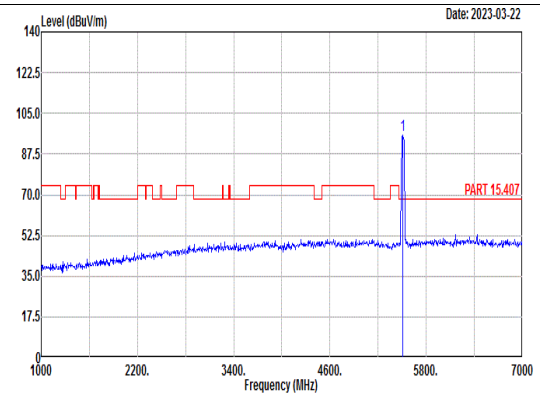 Site : 03CH03-SZ Condition: PART 15.407 3m ANT3117_0057 HORIZONTAL : RBW:1000.000kHz VBW:3000.000kHz Mode : 23 Setting : MCS0 Power setting 12.5 Plane : X with accessary : 32fa7a52 Freq Level Limit Line Margin (dB) Read Level Ant Factor Cable Loss Preamp Factor APos TPos Remark MHz dBuV/m dBuV/m dBuV dB/m dB dB cm deg 1 5510.00 95.52 ------ ------ 86.16 34.41 8.35 33.40 102 48 PEAK
Avg	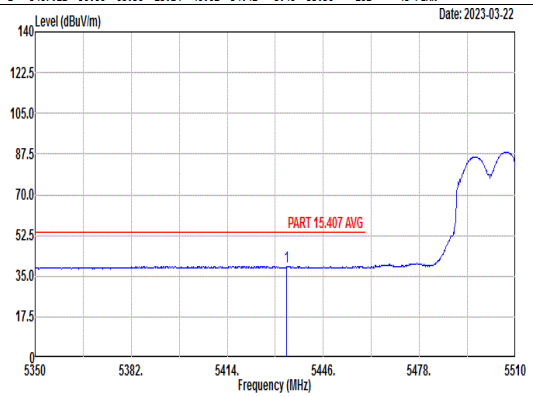 Site : 03CH03-SZ Condition: PART 15.407 AVG 3m ANT3117_0057 HORIZONTAL : RBW:1000.000kHz VBW:0.010kHz Mode : 23 Setting : MCS0 Power setting 12.5 Plane : X with accessary : 32fa7a52 Freq Level Limit Line Margin (dB) Read Level Ant Factor Cable Loss Preamp Factor APos TPos Remark MHz dBuV/m dBuV/m dBuV dB/m dB dB cm deg 1 5433.68 39.31 54.00 -14.69 29.75 34.43 8.44 33.31 102 48 AVERAGE	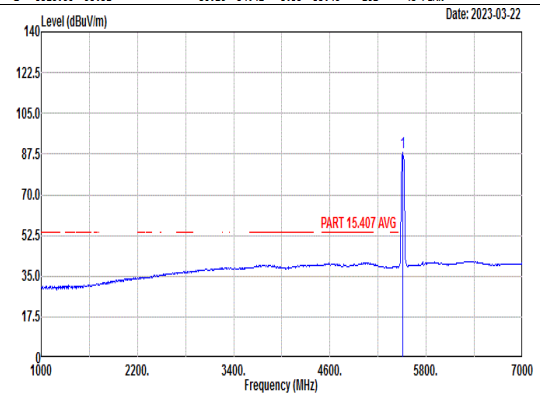 Site : 03CH03-SZ Condition: PART 15.407 AVG 3m ANT3117_0057 HORIZONTAL : RBW:1000.000kHz VBW:0.010kHz Mode : 23 Setting : MCS0 Power setting 12.5 Plane : X with accessary : 32fa7a52 Freq Level Limit Line Margin (dB) Read Level Ant Factor Cable Loss Preamp Factor APos TPos Remark MHz dBuV/m dBuV/m dBuV dB/m dB dB cm deg 1 5510.00 88.34 ------ ------ 78.98 34.41 8.35 33.40 102 48 AVERAGE

Mode	23	
	Band Edge - R	
	U-NII-2C_5.47-5.725_802.11ax HE40_CH102_Full_5510MHz	
ANT	3+10	
Pol.	Horizontal	Fundamental
Peak	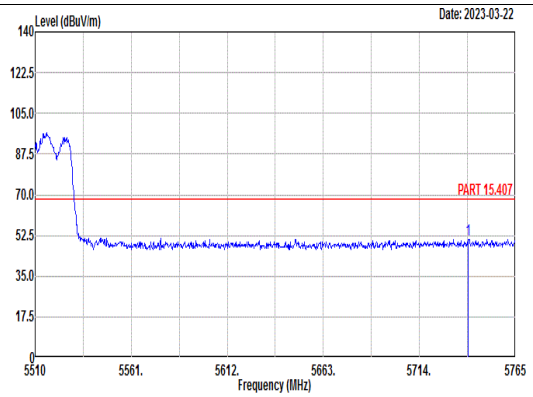 Site : 03CH03-SZ Condition: PART 15.407 3m ANT3117_0057 HORIZONTAL : RBW:1000.000kHz VBW:3000.000kHz Mode : 23 Setting : MCS0 Power setting 12.5 Plane : X with accessary : 32fa7a52 Freq Level Limit Line Margin (dB) Read Level Ant Factor Cable Loss Preamp Factor APos TPos Remark MHz dBuV/m dBuV/m dBuV dB/m dB dB cm deg 1 5739.76 50.88 68.30 -17.42 40.57 34.93 8.73 33.35 102 48 PEAK	Blank

Mode	23	
	Band Edge - L	
	U-NII-2C_5.47-5.725_802.11ax HE40_CH102_Full_5510MHz	
ANT	3+10	
Pol.	Vertical	Fundamental
Peak	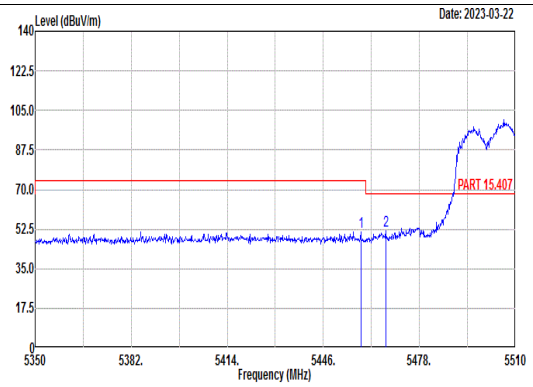 Site : 03CH03-SZ Condition: PART 15.407 3m ANT3117_0057 VERTICAL : RBW:1000.000kHz VBW:3000.000kHz Mode : 23 Setting : MCS0 Power setting 12.5 Plane : X with accessary : 32fa7a52 Freq Level Limit Line Margin (dB) Read Level Ant Factor Cable Loss Preamp Factor APos TPos Remark MHz dBuV/m dBuV/m dBuV dB/m dB dB cm deg 1 5458.48 51.09 74.00 -22.91 41.61 34.42 8.41 33.35 100 328 Peak 2 5466.80 51.63 68.30 -16.67 42.18 34.41 8.40 33.36 100 328 PEAK	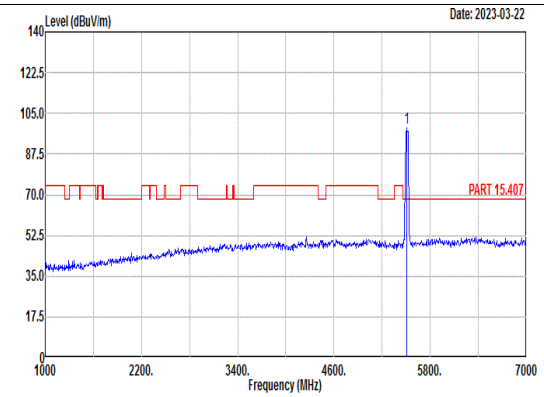 Site : 03CH03-SZ Condition: PART 15.407 3m ANT3117_0057 VERTICAL : RBW:1000.000kHz VBW:3000.000kHz Mode : 23 Setting : MCS0 Power setting 12.5 Plane : X with accessary : 32fa7a52 Freq Level Limit Line Margin (dB) Read Level Ant Factor Cable Loss Preamp Factor APos TPos Remark MHz dBuV/m dBuV/m dBuV dB/m dB dB cm deg 1 5510.00 98.93 ------ ------ 89.57 34.41 8.35 33.40 100 328 PEAK
Avg	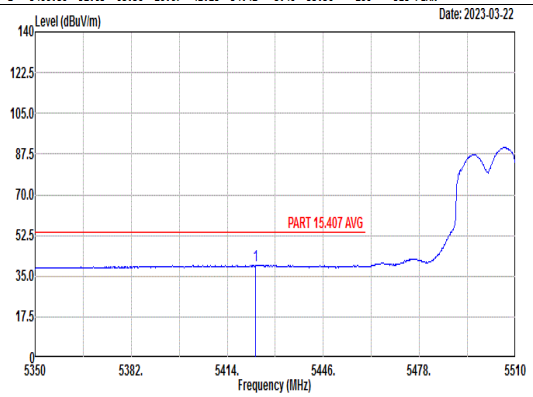 Site : 03CH03-SZ Condition: PART 15.407 AVG 3m ANT3117_0057 VERTICAL : RBW:1000.000kHz VBW:0.010kHz Mode : 23 Setting : MCS0 Power setting 12.5 Plane : X with accessary : 32fa7a52 Freq Level Limit Line Margin (dB) Read Level Ant Factor Cable Loss Preamp Factor APos TPos Remark MHz dBuV/m dBuV/m dBuV dB/m dB dB cm deg 1 5423.44 39.76 54.00 -14.24 30.16 34.43 8.46 33.29 100 328 AVERAGE	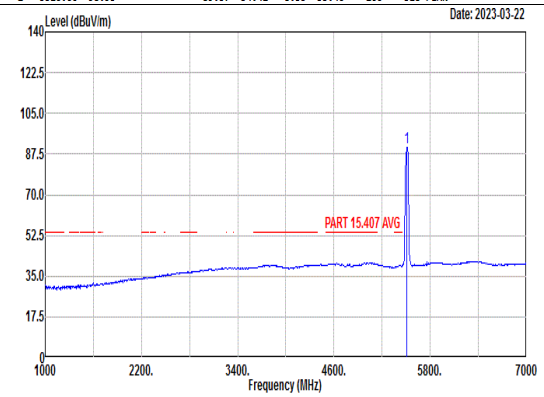 Site : 03CH03-SZ Condition: PART 15.407 AVG 3m ANT3117_0057 VERTICAL : RBW:1000.000kHz VBW:0.010kHz Mode : 23 Setting : MCS0 Power setting 12.5 Plane : X with accessary : 32fa7a52 Freq Level Limit Line Margin (dB) Read Level Ant Factor Cable Loss Preamp Factor APos TPos Remark MHz dBuV/m dBuV/m dBuV dB/m dB dB cm deg 1 5510.00 90.35 ------ ------ 80.99 34.41 8.35 33.40 100 328 AVERAGE

Mode	23	
	Band Edge - R	
	U-NII-2C_5.47-5.725_802.11ax HE40_CH102_Full_5510MHz	
ANT	3+10	
Pol.	Vertical	Fundamental
Peak	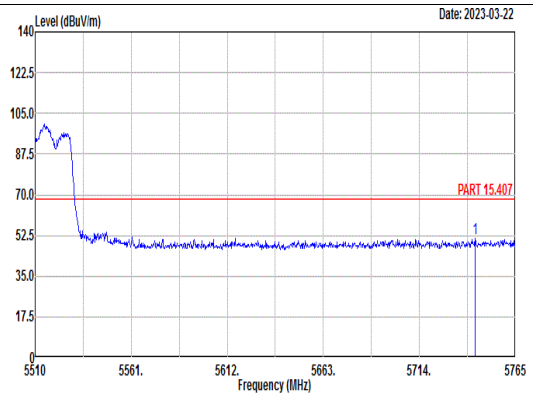 Site : 03CH03-SZ Condition: PART 15.407 3m ANT3117_0057 VERTICAL : RBW:1000.000kHz VBW:3000.000kHz Mode : 23 Setting : MCS0 Power setting 12.5 Plane : X with accessary : 32fa7a52 Freq Level Limit Line Margin (dB) Read Level Ant Factor Cable Loss Preamp Factor APos TPos Remark MHz dBuV/m dBuV/m dBuV dB/m dB dB cm deg 1 5743.58 51.09 68.30 -17.21 40.76 34.94 8.74 33.35 100 328 PEAK	Blank

Mode	23	
	Harmonic	
	U-NII-2C_5.47-5.725_802.11ax HE40_CH102_Full_5510MHz	
ANT	3+10	
Pol.	Horizontal	Vertical
Peak Avg	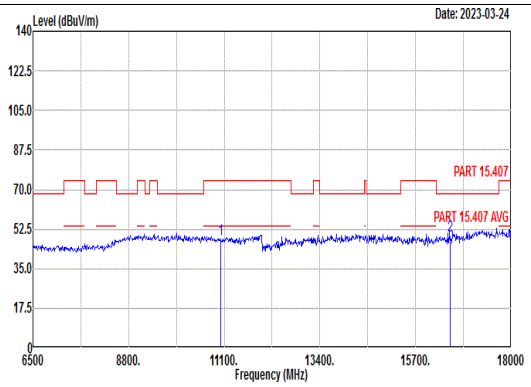 Site : 03CH03-SZ Condition: PART 15.407 3m ANT3117_0057 HORIZONTAL Project : 2D0705 Mode : 23 SN : 32fa7a52 Plane : X with accessories : MCS0 Power setting 12.5 Freq Level Limit Line Margin Read Level Ant Factor Cable Loss Preamp Factor APos TPos Remark MHz dBuV/m dBuV/m dB dBuV dB/m dB dB cm deg 1 11020.00 48.02 74.00 -25.98 51.29 39.50 11.22 53.99 --- --- Peak 2 16530.00 49.55 68.30 -18.75 47.64 42.49 12.92 53.50 --- --- Peak	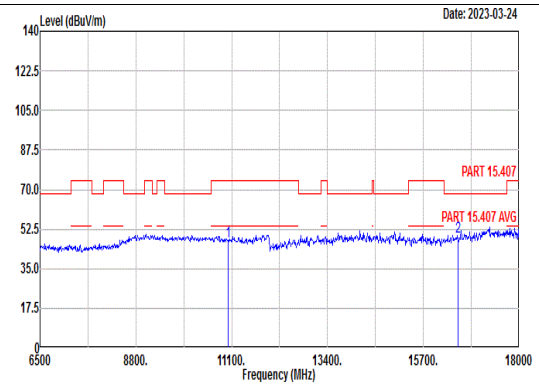 Site : 03CH03-SZ Condition: PART 15.407 3m ANT3117_0057 VERTICAL Project : 2D0705 Mode : 23 SN : 32fa7a52 Plane : X with accessories : MCS0 Power setting 12.5 Freq Level Limit Line Margin Read Level Ant Factor Cable Loss Preamp Factor APos TPos Remark MHz dBuV/m dBuV/m dB dBuV dB/m dB dB cm deg 1 11020.00 47.09 74.00 -26.91 50.36 39.50 11.22 53.99 --- --- Peak 2 16530.00 49.14 68.30 -19.16 47.23 42.49 12.92 53.50 --- --- Peak

Mode	24	
	Harmonic	
	U-NII-2C_5.47-5.725_802.11ax HE40_CH110_Full_5550MHz	
ANT	3+10	
Pol.	Horizontal	Vertical
Peak Avg	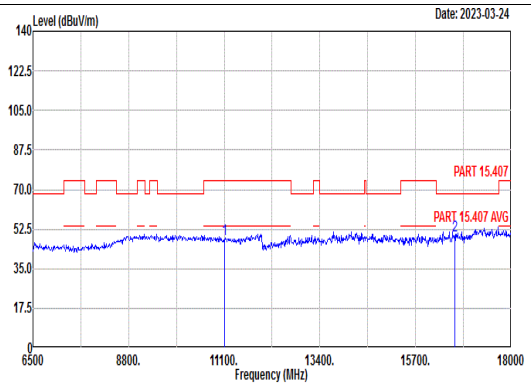 Site : 03CH03-SZ Condition: PART 15.407 3m ANT3117_0057 HORIZONTAL Project : 2D0705 Mode : 24 SN : 32fa7a52 Plane : X with accessories : MCS0 Power setting 12.5 Freq Level Limit Line Margin Read Level Ant Factor Cable Loss Preamp Factor APos TPos Remark MHz dBuV/m dBuV/m dB dBuV dB/m dB dB cm deg 1 11100.00 48.26 74.00 -25.74 51.46 39.48 11.26 53.94 --- --- Peak 2 16650.00 49.48 68.30 -18.82 47.21 42.47 12.97 53.17 --- --- Peak	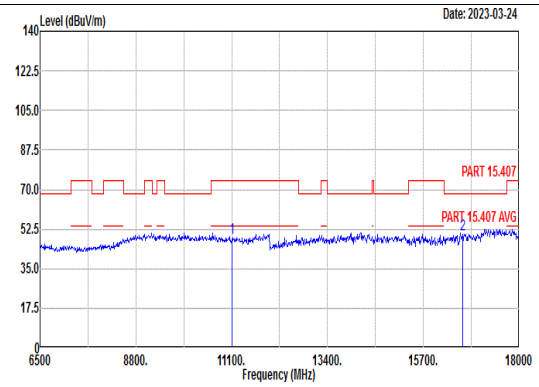 Site : 03CH03-SZ Condition: PART 15.407 3m ANT3117_0057 VERTICAL Project : 2D0705 Mode : 24 SN : 32fa7a52 Plane : X with accessories : MCS0 Power setting 12.5 Freq Level Limit Line Margin Read Level Ant Factor Cable Loss Preamp Factor APos TPos Remark MHz dBuV/m dBuV/m dB dBuV dB/m dB dB cm deg 1 11100.00 48.51 74.00 -25.49 51.71 39.48 11.26 53.94 --- --- Peak 2 16650.00 50.08 68.30 -18.22 47.81 42.47 12.97 53.17 --- --- Peak

Mode	25	
	Band Edge - L	
	U-NII-2C_5.47-5.725_802.11ax HE40_CH134_Full_5670MHz	
ANT	3+10	
Pol.	Horizontal	Fundamental
Peak	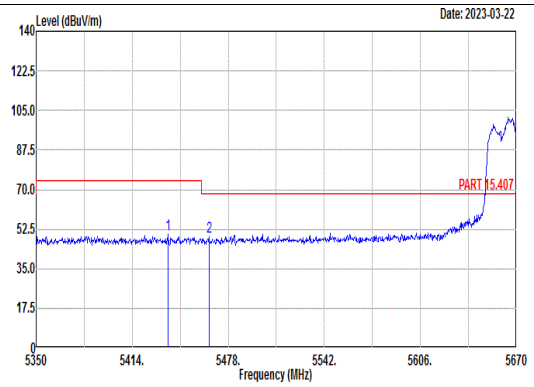 Site : 03CH03-SZ Condition: PART 15.407 3m ANT3117_0057 HORIZONTAL : RBW:1000.000kHz VBW:3000.000kHz Mode : 25 Setting : MCS0 Power setting 12.5 Plane : X with accessary : 32fa7a52 Freq Level Limit Line Margin (dB) Read Level Ant Factor Cable Loss Preamp Factor APos TPos Remark MHz dBuV/m dBuV/m dBuV dB/m dB dB cm deg 1 5438.00 49.93 74.00 -24.07 40.38 34.42 8.44 33.31 103 54 Peak 2 5465.20 49.12 68.30 -19.18 39.67 34.41 8.40 33.36 103 54 PEAK	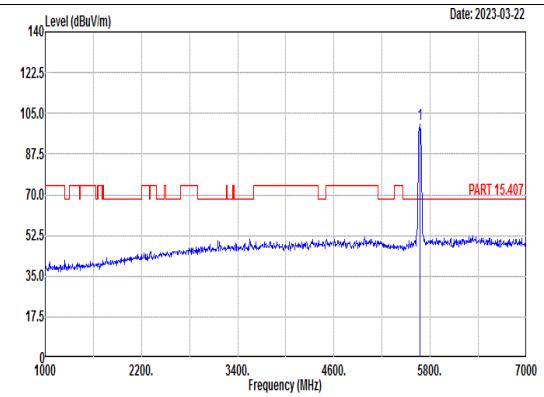 Site : 03CH03-SZ Condition: PART 15.407 3m ANT3117_0057 HORIZONTAL : RBW:1000.000kHz VBW:3000.000kHz Mode : 25 Setting : MCS0 Power setting 12.5 Plane : X with accessary : 32fa7a52 Freq Level Limit Line Margin (dB) Read Level Ant Factor Cable Loss Preamp Factor APos TPos Remark MHz dBuV/m dBuV/m dBuV dB/m dB dB cm deg 1 5670.00 100.61 ------ ------ 90.71 34.78 8.49 33.37 103 54 PEAK
Avg	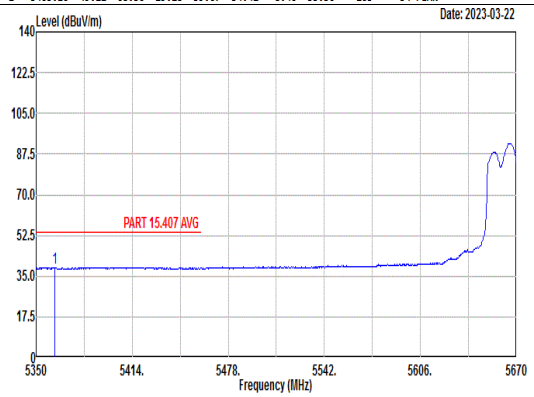 Site : 03CH03-SZ Condition: PART 15.407 AVG 3m ANT3117_0057 HORIZONTAL : RBW:1000.000kHz VBW:0.010kHz Mode : 25 Setting : MCS0 Power setting 12.5 Plane : X with accessary : 32fa7a52 Freq Level Limit Line Margin (dB) Read Level Ant Factor Cable Loss Preamp Factor APos TPos Remark MHz dBuV/m dBuV/m dBuV dB/m dB dB cm deg 1 5362.48 38.81 54.00 -15.19 29.18 34.46 8.36 33.19 103 54 AVERAGE	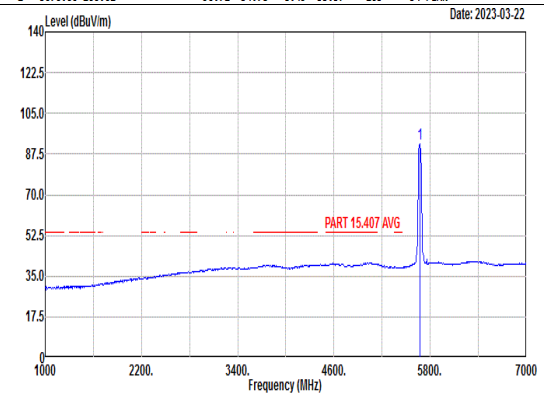 Site : 03CH03-SZ Condition: PART 15.407 AVG 3m ANT3117_0057 HORIZONTAL : RBW:1000.000kHz VBW:0.010kHz Mode : 25 Setting : MCS0 Power setting 12.5 Plane : X with accessary : 32fa7a52 Freq Level Limit Line Margin (dB) Read Level Ant Factor Cable Loss Preamp Factor APos TPos Remark MHz dBuV/m dBuV/m dBuV dB/m dB dB cm deg 1 5670.00 92.04 ------ ------ 82.18 34.77 8.46 33.37 103 54 AVERAGE

Mode	25	
	Band Edge - R	
	U-NII-2C_5.47-5.725_802.11ax HE40_CH134_Full_5670MHz	
ANT	3+10	
Pol.	Horizontal	Fundamental
Peak	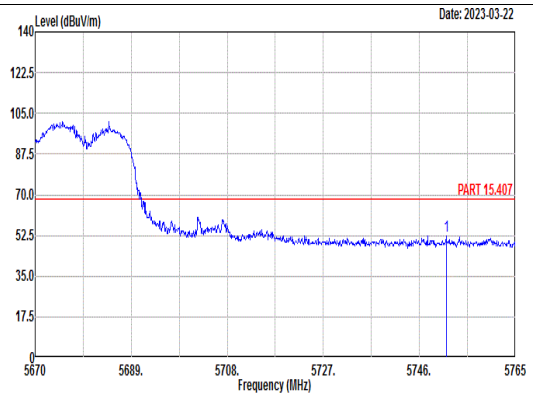 Site : 03CH03-SZ Condition: PART 15.407 3m ANT3117_0057 HORIZONTAL : RBW:1000.000kHz VBW:3000.000kHz Mode : 25 Setting : MCS0 Power setting 12.5 Plane : X with accessary : 32fa7a52 Freq Level Limit Line Margin (dB) Read Level Ant Factor Cable Loss Preamp Factor APos TPos Remark MHz dBuV/m dBuV/m dBuV dB/m dB dB cm deg 1 5751.32 52.25 68.30 -16.05 41.88 34.95 8.77 33.35 103 54 PEAK	Blank

Mode	25	
	Band Edge - L	
	U-NII-2C_5.47-5.725_802.11ax HE40_CH134_Full_5670MHz	
ANT	3+10	
Pol.	Vertical	Fundamental
Peak	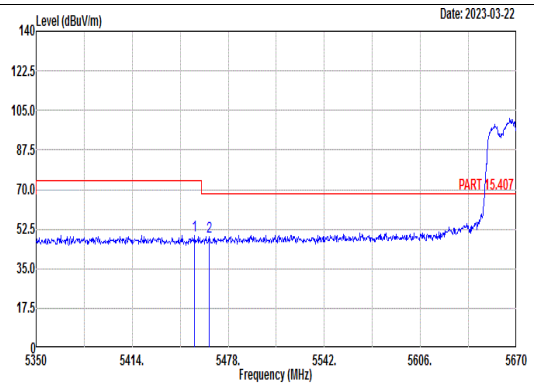 Site : 03CH03-SZ Condition: PART 15.407 3m ANT3117_0057 VERTICAL : RBW:1000.000kHz VBW:3000.000kHz Mode : 25 Setting : MCS0 Power setting 12.5 Plane : X with accessary : 32fa7a52 Freq Level Limit Line Margin (dB) Read Level Ant Factor Cable Loss Preamp Factor APos TPos Remark MHz dBuV/m dBuV/m dBuV dB/m dB dB cm deg 1 5455.60 49.69 74.00 -24.31 40.19 34.42 8.42 33.34 100 227 Peak 2 5465.20 49.25 68.30 -19.05 39.80 34.41 8.40 33.36 100 227 PEAK	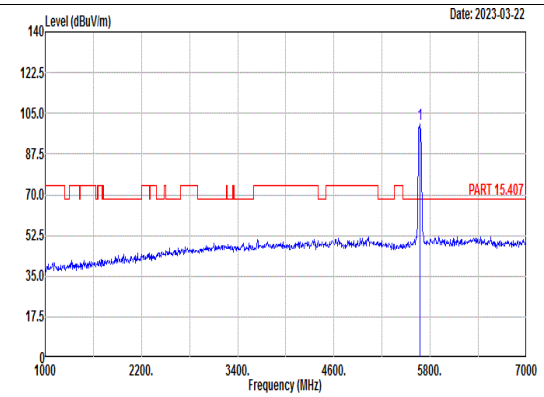 Site : 03CH03-SZ Condition: PART 15.407 3m ANT3117_0057 VERTICAL : RBW:1000.000kHz VBW:3000.000kHz Mode : 25 Setting : MCS0 Power setting 12.5 Plane : X with accessary : 32fa7a52 Freq Level Limit Line Margin (dB) Read Level Ant Factor Cable Loss Preamp Factor APos TPos Remark MHz dBuV/m dBuV/m dBuV dB/m dB dB cm deg 1 5670.00 100.54 ------ ------ 90.64 34.78 8.49 33.37 100 227 PEAK
Avg	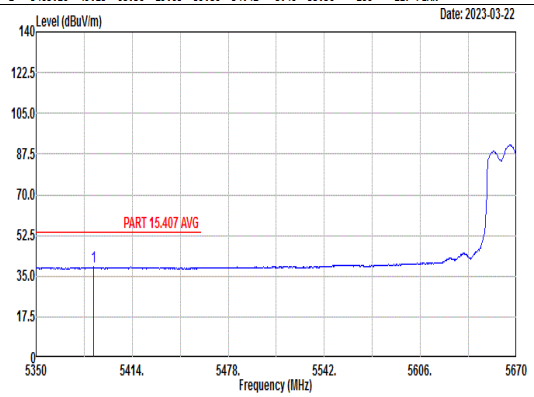 Site : 03CH03-SZ Condition: PART 15.407 AVG 3m ANT3117_0057 VERTICAL : RBW:1000.000kHz VBW:0.010kHz Mode : 25 Setting : MCS0 Power setting 12.5 Plane : X with accessary : 32fa7a52 Freq Level Limit Line Margin (dB) Read Level Ant Factor Cable Loss Preamp Factor APos TPos Remark MHz dBuV/m dBuV/m dBuV dB/m dB dB cm deg 1 5388.40 38.85 54.00 -15.15 29.21 34.44 8.43 33.23 100 227 AVERAGE	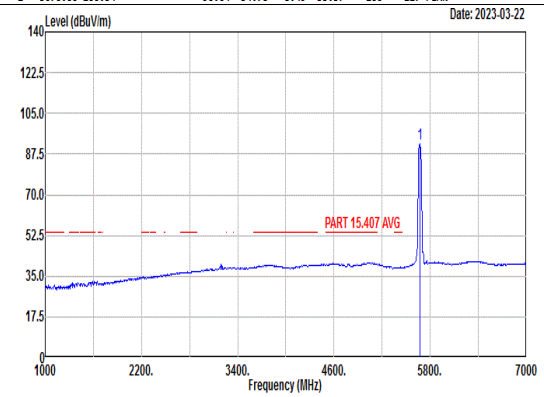 Site : 03CH03-SZ Condition: PART 15.407 AVG 3m ANT3117_0057 VERTICAL : RBW:1000.000kHz VBW:0.010kHz Mode : 25 Setting : MCS0 Power setting 12.5 Plane : X with accessary : 32fa7a52 Freq Level Limit Line Margin (dB) Read Level Ant Factor Cable Loss Preamp Factor APos TPos Remark MHz dBuV/m dBuV/m dBuV dB/m dB dB cm deg 1 5670.00 91.87 ------ ------ 81.97 34.78 8.49 33.37 100 227 AVERAGE

Mode	25	
	Band Edge - R	
	U-NII-2C_5.47-5.725_802.11ax HE40_CH134_Full_5670MHz	
ANT	3+10	
Pol.	Vertical	Fundamental
Peak	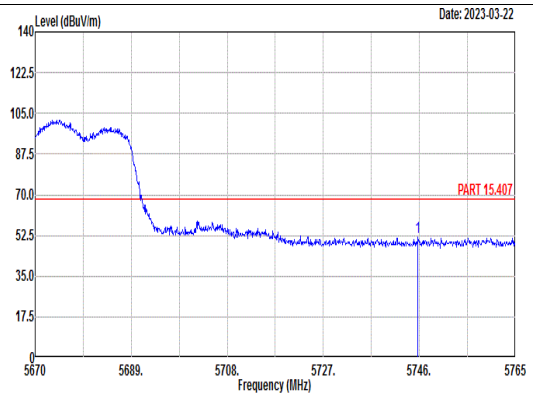 Site : 03CH03-SZ Condition: PART 15.407 3m ANT3117_0057 VERTICAL : RBW:1000.000kHz VBW:3000.000kHz Mode : 25 Setting : MCS0 Power setting 12.5 Plane : X with accessary : 32fa7a52 Freq Level Limit Line Margin (dB) Read Level Ant Factor Cable Loss Preamp Factor APos TPos Remark MHz dBuV/m dBuV/m dBuV dB/m dB dB cm deg 1 5745.72 51.99 68.30 -16.31 41.65 34.94 8.75 33.35 100 227 PEAK	Blank

Mode	25	
	Harmonic	
	U-NII-2C_5.47-5.725_802.11ax HE40_CH134_Full_5670MHz	
ANT	3+10	
Pol.	Horizontal	Vertical
Peak Avg	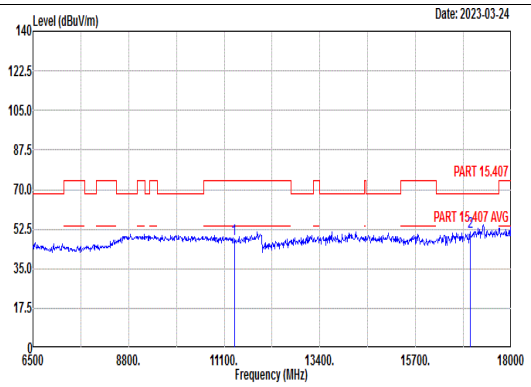 Site : 03CH03-SZ Condition: PART 15.407 3m ANT3117_0057 HORIZONTAL Project : 2D0705 Mode : 25 SN : 32fa7a52 Plane : X with accessories : MCS0 Power setting 12.5 Freq Level Limit Line Margin Read Level Ant Factor Cable Loss Preamp Factor APos TPos Remark MHz dBuV/m dBuV/m dB dBuV dB/m dB dB cm deg 1 11340.00 47.92 74.00 -26.08 50.90 39.43 11.38 53.79 --- --- Peak 2 17010.00 51.40 68.30 -16.90 48.09 42.40 13.12 52.21 --- --- Peak	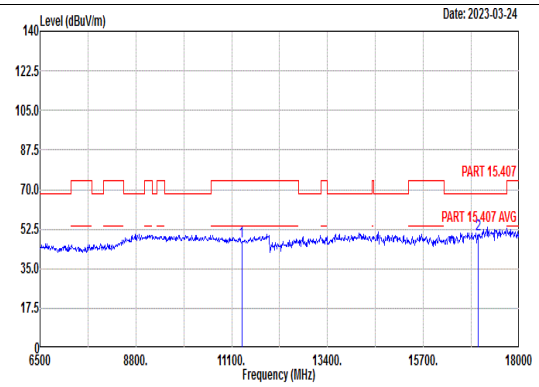 Site : 03CH03-SZ Condition: PART 15.407 3m ANT3117_0057 VERTICAL Project : 2D0705 Mode : 25 SN : 32fa7a52 Plane : X with accessories : MCS0 Power setting 12.5 Freq Level Limit Line Margin Read Level Ant Factor Cable Loss Preamp Factor APos TPos Remark MHz dBuV/m dBuV/m dB dBuV dB/m dB dB cm deg 1 11340.00 46.94 74.00 -27.06 49.92 39.43 11.38 53.79 --- --- Peak 2 17010.00 50.25 68.30 -18.05 46.94 42.40 13.12 52.21 --- --- Peak

Mode	26	
	Band Edge - L	
	U-NII-1_5.15-5.25_802.11ax HE80_CH42_Full_5210MHz	
ANT	3+10	
Pol.	Horizontal	Fundamental
Peak	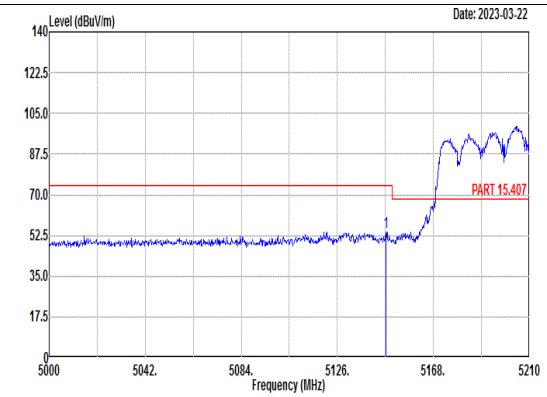 Site : 03CH03-SZ Condition: PART 15.407 3m ANT3117_0057 HORIZONTAL : RBW:1000.000kHz VBW:3000.000kHz Mode : 26 Setting : MCS0 Power setting 12.5 Plane : X with accessary : 32fa7a52 1 5147.21 53.96 74.00 -20.04 44.34 34.54 7.92 32.84 131 30 PEAK	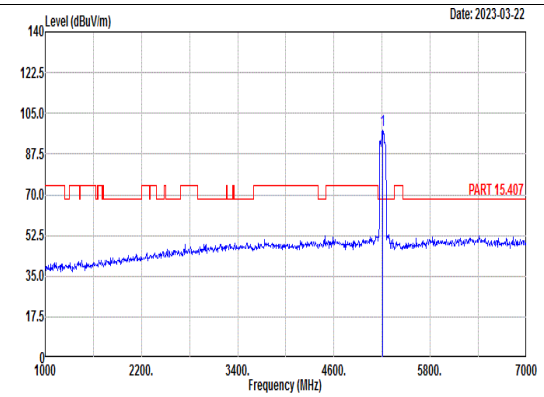 Site : 03CH03-SZ Condition: PART 15.407 3m ANT3117_0057 HORIZONTAL : RBW:1000.000kHz VBW:3000.000kHz Mode : 26 Setting : MCS0 Power setting 12.5 Plane : X with accessary : 32fa7a52 1 5210.00 97.80 ------ ------ 88.26 34.52 7.96 32.94 131 30 PEAK
Avg	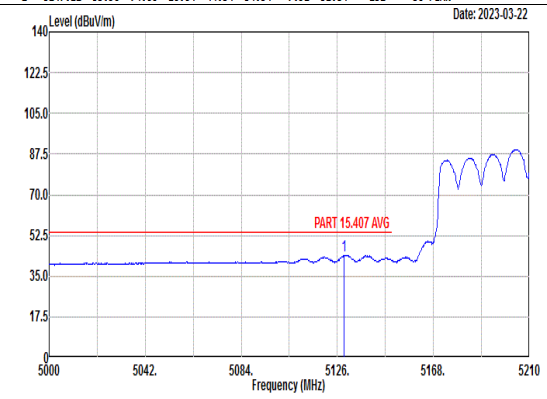 Site : 03CH03-SZ Condition: PART 15.407 AVG 3m ANT3117_0057 HORIZONTAL : RBW:1000.000kHz VBW:0.010kHz Mode : 26 Setting : MCS0 Power setting 12.5 Plane : X with accessary : 32fa7a52 1 5128.94 44.02 54.00 -9.98 34.38 34.55 7.90 32.81 131 30 AVERAGE	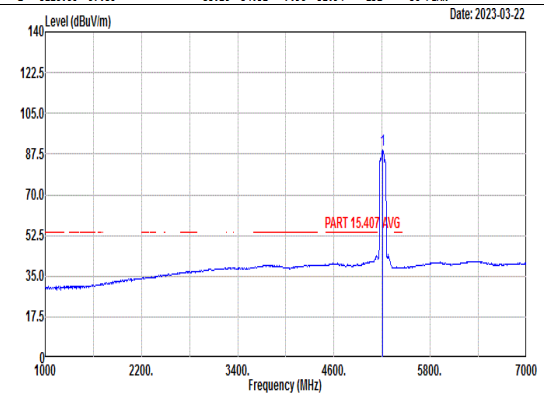 Site : 03CH03-SZ Condition: PART 15.407 AVG 3m ANT3117_0057 HORIZONTAL : RBW:1000.000kHz VBW:0.010kHz Mode : 26 Setting : MCS0 Power setting 12.5 Plane : X with accessary : 32fa7a52 1 5210.00 89.38 ------ ------ 79.84 34.52 7.96 32.94 131 30 AVERAGE

Mode	26	
	Band Edge - R	
	U-NII-1_5.15-5.25_802.11ax HE80_CH42_Full_5210MHz	
ANT	3+10	
Pol.	Horizontal	Fundamental
Peak	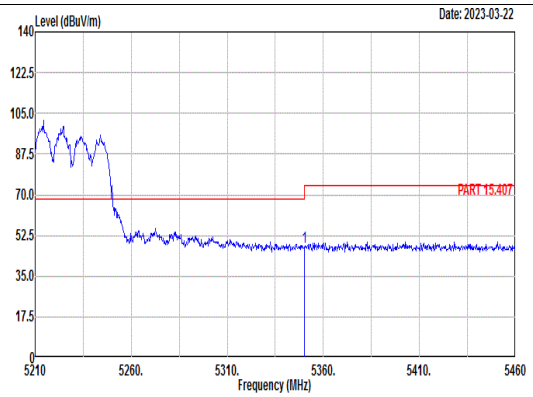 Site : 03CH03-SZ Condition: PART 15.407 3m ANT3117_0057 HORIZONTAL : RBW:1000.000kHz VBW:3000.000kHz Mode : 26 Setting : MCS0 Power setting 12.5 Plane : X with accessary : 32fa7a52 Freq Level Limit Line Margin (dB) Read Level Ant Factor Cable Loss Preamp Factor APos TPos Remark MHz dBuV/m dBuV/m dBuV dB/m dB dB cm deg 1 5350.00 47.32 68.30 -20.98 37.70 34.46 8.33 33.17 131 30 PEAK	Blank
Avg	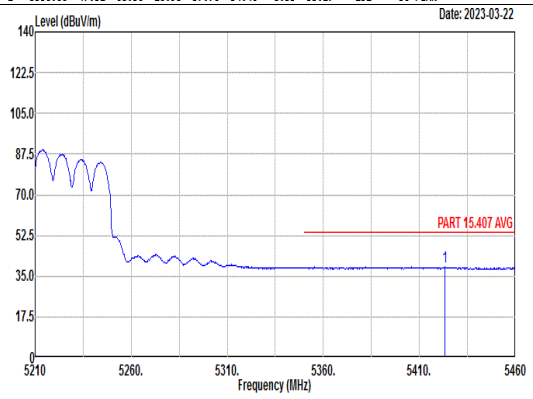 Site : 03CH03-SZ Condition: PART 15.407 AVG 3m ANT3117_0057 HORIZONTAL : RBW:1000.000kHz VBW:0.010kHz Mode : 26 Setting : MCS0 Power setting 12.5 Plane : X with accessary : 32fa7a52 Freq Level Limit Line Margin (dB) Read Level Ant Factor Cable Loss Preamp Factor APos TPos Remark MHz dBuV/m dBuV/m dBuV dB/m dB dB cm deg 1 5423.25 38.88 54.00 -15.12 29.28 34.43 8.46 33.29 131 30 AVERAGE	Blank

Mode	26	
	Band Edge - L	
	U-NII-1_5.15-5.25_802.11ax HE80_CH42_Full_5210MHz	
ANT	3+10	
Pol.	Vertical	Fundamental
Peak	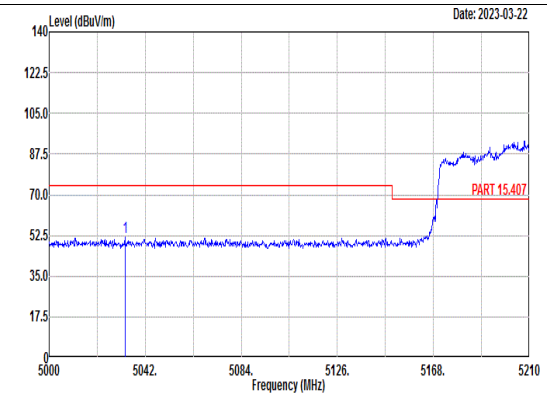 Site : 03CH03-SZ Condition: PART 15.407 3m ANT3117_0057 VERTICAL : RBW:1000.000kHz VBW:3000.000kHz Mode : 26 Setting : MCS0 Power setting 12.5 Plane : X with accessary : 32fa7a52 Freq Level Limit Line Margin (dB) Read Level Ant Factor Cable Loss Preamp Factor APos TPos Remark MHz dBuV/m dBuV/m dBuV dB/m dB dB cm deg 1 5033.18 51.52 74.00 -22.48 41.75 34.59 7.84 32.66 141 27 PEAK	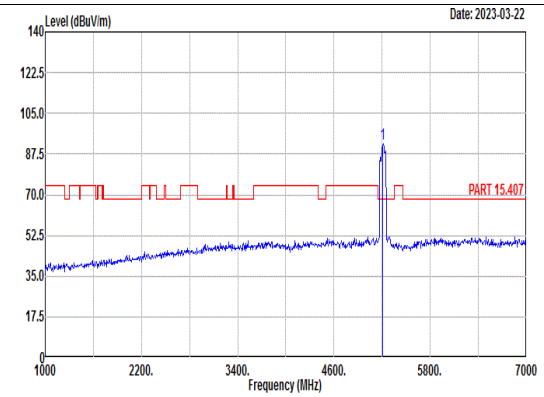 Site : 03CH03-SZ Condition: PART 15.407 3m ANT3117_0057 VERTICAL : RBW:1000.000kHz VBW:3000.000kHz Mode : 26 Setting : MCS0 Power setting 12.5 Plane : X with accessary : 32fa7a52 Freq Level Limit Line Margin (dB) Read Level Ant Factor Cable Loss Preamp Factor APos TPos Remark MHz dBuV/m dBuV/m dBuV dB/m dB dB cm deg 1 5210.00 91.91 ------ ------ 82.38 34.52 7.96 32.95 141 27 PEAK
Avg	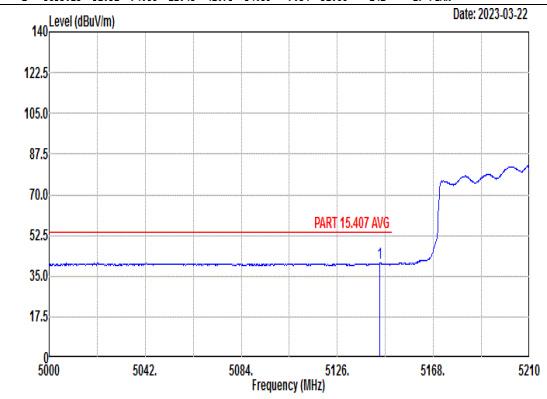 Site : 03CH03-SZ Condition: PART 15.407 AVG 3m ANT3117_0057 VERTICAL : RBW:1000.000kHz VBW:0.010kHz Mode : 26 Setting : MCS0 Power setting 12.5 Plane : X with accessary : 32fa7a52 Freq Level Limit Line Margin (dB) Read Level Ant Factor Cable Loss Preamp Factor APos TPos Remark MHz dBuV/m dBuV/m dBuV dB/m dB dB cm deg 1 5144.48 40.74 54.00 -13.26 31.13 34.54 7.91 32.84 141 27 AVERAGE	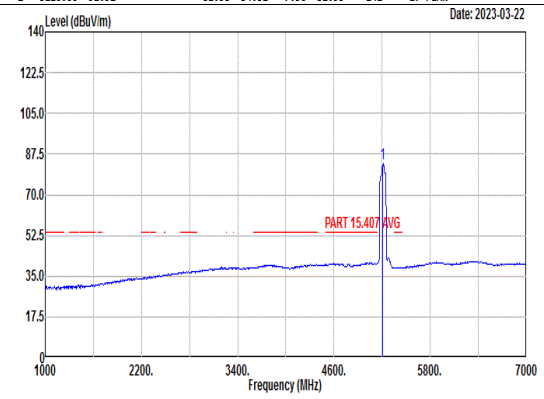 Site : 03CH03-SZ Condition: PART 15.407 AVG 3m ANT3117_0057 VERTICAL : RBW:1000.000kHz VBW:0.010kHz Mode : 26 Setting : MCS0 Power setting 12.5 Plane : X with accessary : 32fa7a52 Freq Level Limit Line Margin (dB) Read Level Ant Factor Cable Loss Preamp Factor APos TPos Remark MHz dBuV/m dBuV/m dBuV dB/m dB dB cm deg 1 5210.00 83.54 ------ ------ 74.01 34.52 7.96 32.95 141 27 AVERAGE

Mode	26	
	Band Edge - R	
	U-NII-1_5.15-5.25_802.11ax HE80_CH42_Full_5210MHz	
ANT	3+10	
Pol.	Vertical	Fundamental
Peak	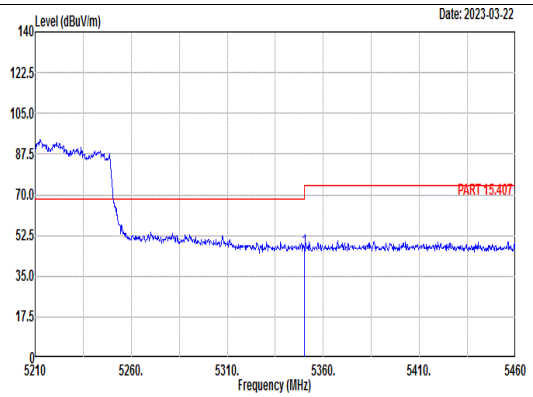 Site : 03CH03-SZ Condition: PART 15.407 3m ANT3117_0057 VERTICAL : RBW:1000.000kHz VBW:3000.000kHz Mode : 26 Setting : MCS0 Power setting 12.5 Plane : X with accessary : 32fa7a52 Freq Level Limit Line Margin (dB) Read Level Ant Factor Cable Loss Preamp Factor APos TPos Remark MHz dBuV/m dBuV/m dBuV dB/m dB dB cm deg 1 5350.00 46.48 68.30 -21.82 36.86 34.46 8.33 33.17 141 27 PEAK	Blank
Avg	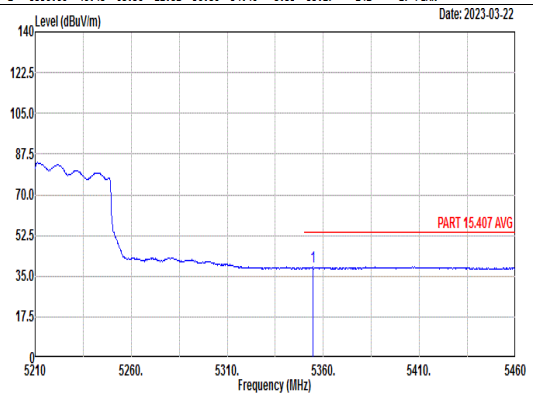 Site : 03CH03-SZ Condition: PART 15.407 AVG 3m ANT3117_0057 VERTICAL : RBW:1000.000kHz VBW:0.010kHz Mode : 26 Setting : MCS0 Power setting 12.5 Plane : X with accessary : 32fa7a52 Freq Level Limit Line Margin (dB) Read Level Ant Factor Cable Loss Preamp Factor APos TPos Remark MHz dBuV/m dBuV/m dBuV dB/m dB dB cm deg 1 5354.50 38.97 54.00 -15.03 29.35 34.46 8.34 33.18 141 27 AVERAGE	Blank

Mode	26	
	Harmonic	
	U-NII-1_5.15-5.25_802.11ax HE80_CH42_Full_5210MHz	
ANT	3+10	
Pol.	Horizontal	Vertical
Peak Avg	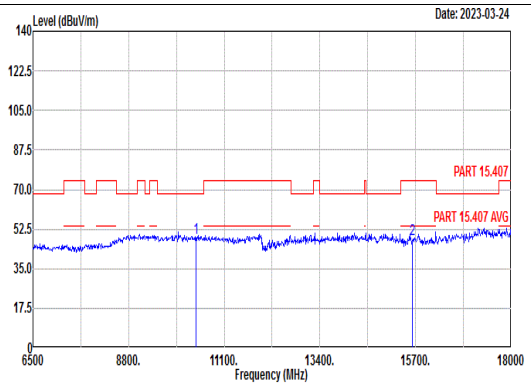 Site : 03CH03-SZ Condition: PART 15.407 3m ANT3117_0057 HORIZONTAL Project : 2D0705 Mode : 26 SN : 32fa7a52 Plane : X with accessories : MCS0 Power setting 12.5 Freq Level Limit Line Margin Read Level Ant Factor Cable Loss Preamp Factor APos TPos Remark MHz dBuV/m dBuV/m dB dBuV dB/m dB dB cm deg 1 10420.00 48.85 68.30 -19.45 51.58 39.75 10.77 53.25 --- --- Peak 2 15630.00 48.21 74.00 -25.79 48.18 41.83 12.72 54.52 --- --- Peak	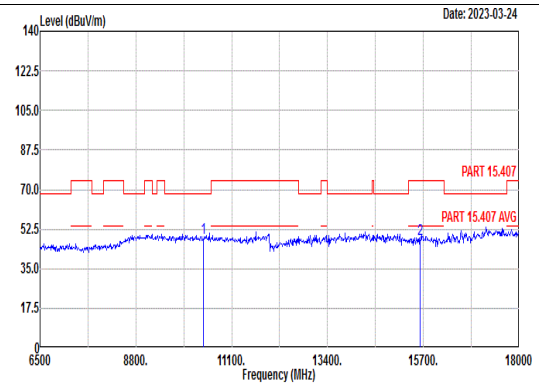 Site : 03CH03-SZ Condition: PART 15.407 3m ANT3117_0057 VERTICAL Project : 2D0705 Mode : 26 SN : 32fa7a52 Plane : X with accessories : MCS0 Power setting 12.5 Freq Level Limit Line Margin Read Level Ant Factor Cable Loss Preamp Factor APos TPos Remark MHz dBuV/m dBuV/m dB dBuV dB/m dB dB cm deg 1 10420.00 48.69 68.30 -19.61 51.42 39.75 10.77 53.25 --- --- Peak 2 15630.00 48.30 74.00 -25.70 48.27 41.83 12.72 54.52 --- --- Peak

Mode	27	
	Band Edge - L	
	U-NII-2A_5.25-5.35_802.11ax HE80_CH58_Full_5290MHz	
ANT	3+10	
Pol.	Horizontal	Fundamental
Peak	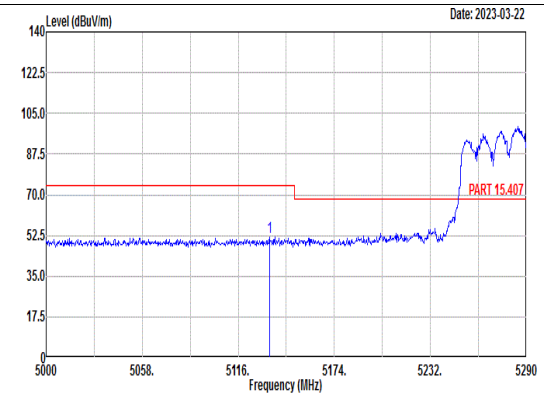 Site : 03CH03-SZ Condition: PART 15.407 3m ANT3117_0057 HORIZONTAL : RBW:1000.000kHz VBW:3000.000kHz Mode : 27 Setting : MCS0 Power setting 12.5 Plane : X with accessary : 32fa7a52 1 5134.85 51.62 74.00 -22.38 41.98 34.55 7.91 32.82 100 34 PEAK	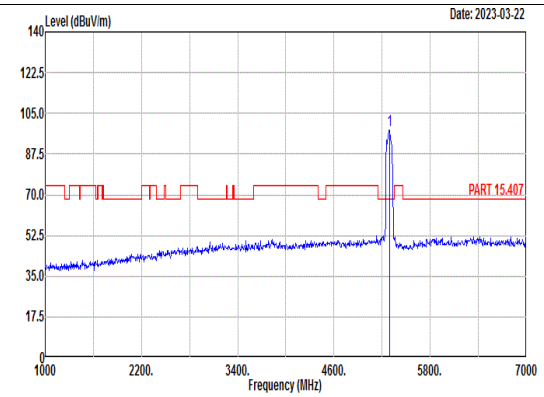 Site : 03CH03-SZ Condition: PART 15.407 3m ANT3117_0057 HORIZONTAL : RBW:1000.000kHz VBW:3000.000kHz Mode : 27 Setting : MCS0 Power setting 12.5 Plane : X with accessary : 32fa7a52 1 5290.00 97.80 ------ ------ 88.22 34.49 8.15 33.06 100 34 PEAK
Avg	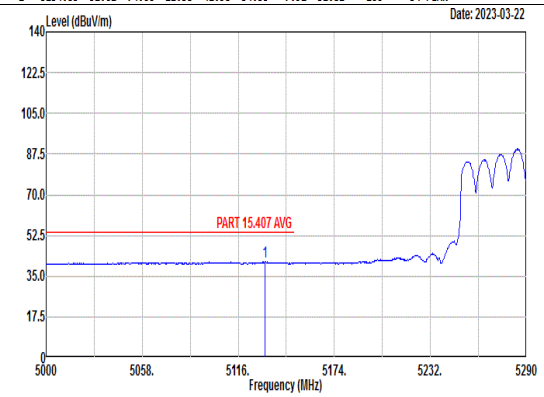 Site : 03CH03-SZ Condition: PART 15.407 AVG 3m ANT3117_0057 HORIZONTAL : RBW:1000.000kHz VBW:0.010kHz Mode : 27 Setting : MCS0 Power setting 12.5 Plane : X with accessary : 32fa7a52 1 5131.95 41.09 54.00 -12.91 31.45 34.55 7.91 32.82 100 34 AVERAGE	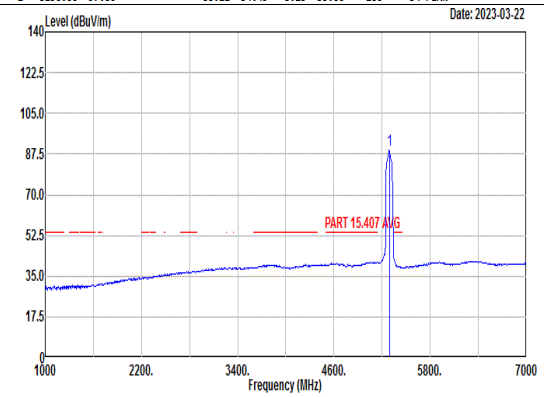 Site : 03CH03-SZ Condition: PART 15.407 AVG 3m ANT3117_0057 HORIZONTAL : RBW:1000.000kHz VBW:0.010kHz Mode : 27 Setting : MCS0 Power setting 12.5 Plane : X with accessary : 32fa7a52 1 5290.00 89.47 ------ ------ 79.89 34.49 8.15 33.06 100 34 AVERAGE

Mode	27	
	Band Edge - R	
	U-NII-2A_5.25-5.35_802.11ax HE80_CH58_Full_5290MHz	
ANT	3+10	
Pol.	Horizontal	Fundamental
Peak	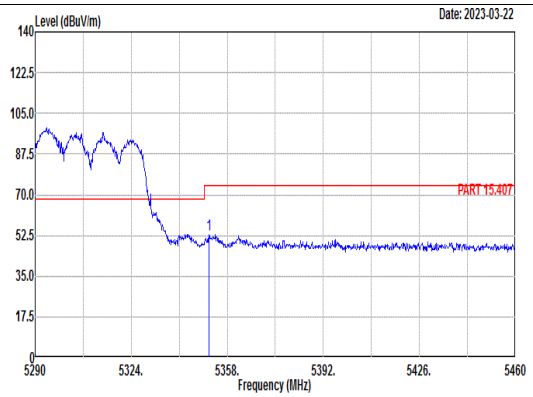 Site : 03CH03-SZ Condition: PART 15.407 3m ANT3117_0057 HORIZONTAL : RBW:1000.000kHz VBW:3000.000kHz Mode : 27 Setting : MCS0 Power setting 12.5 Plane : X with accessary : 32fa7a52 Freq Level Limit Line Margin (dB) Read Level Ant Factor Cable Loss Preamp Factor APos TPos Remark MHz dBuV/m dBuV/m dBuV dB/m dB dB cm deg 1 5351.54 52.94 74.00 -21.06 43.32 34.46 8.33 33.17 100 34 PEAK	Blank
Avg	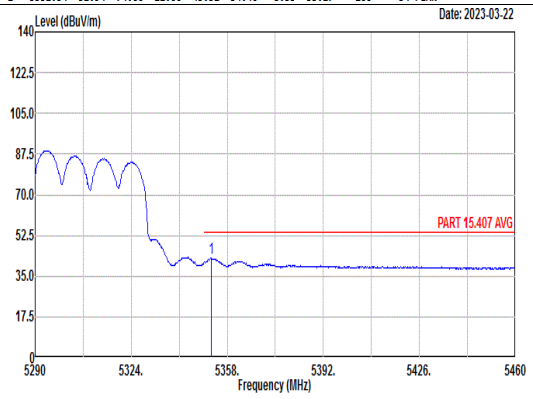 Site : 03CH03-SZ Condition: PART 15.407 AVG 3m ANT3117_0057 HORIZONTAL : RBW:1000.000kHz VBW:0.010kHz Mode : 27 Setting : MCS0 Power setting 12.5 Plane : X with accessary : 32fa7a52 Freq Level Limit Line Margin (dB) Read Level Ant Factor Cable Loss Preamp Factor APos TPos Remark MHz dBuV/m dBuV/m dBuV dB/m dB dB cm deg 1 5352.22 42.67 54.00 -11.33 33.05 34.46 8.33 33.17 100 34 AVERAGE	Blank

Mode	27	
	Band Edge - L	
	U-NII-2A_5.25-5.35_802.11ax HE80_CH58_Full_5290MHz	
ANT	3+10	
Pol.	Vertical	Fundamental
Peak	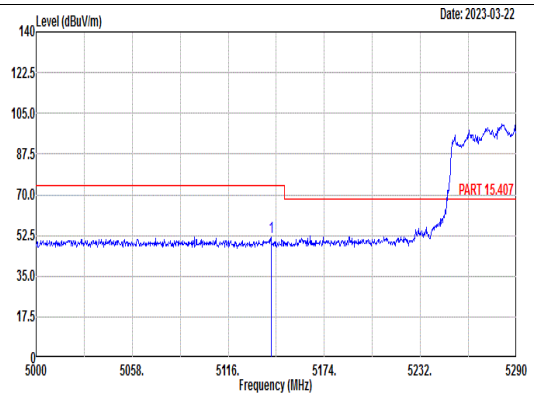 Site : 03CH03-SZ Condition: PART 15.407 3m ANT3117_0057 VERTICAL : RBW:1000.000kHz VBW:3000.000kHz Mode : 27 Setting : MCS0 Power setting 12.5 Plane : X with accessary : 32fa7a52 1 5141.81 51.86 74.00 -22.14 42.24 34.54 7.91 32.83 100 172 PEAK	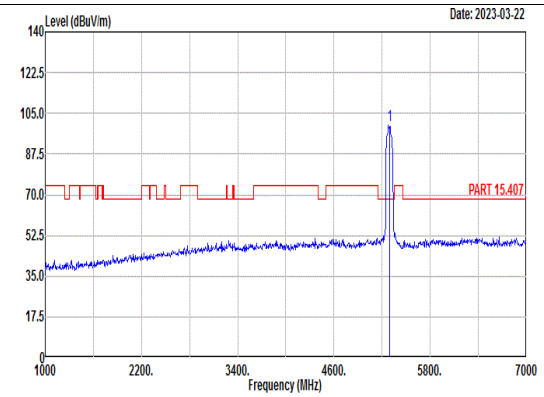 Site : 03CH03-SZ Condition: PART 15.407 3m ANT3117_0057 VERTICAL : RBW:1000.000kHz VBW:3000.000kHz Mode : 27 Setting : MCS0 Power setting 12.5 Plane : X with accessary : 32fa7a52 1 5290.00 99.71 ------ ------ 90.13 34.49 8.14 33.05 100 172 PEAK
Avg	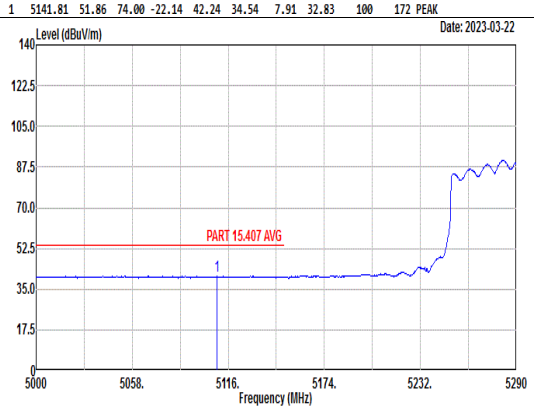 Site : 03CH03-SZ Condition: PART 15.407 AVG 3m ANT3117_0057 VERTICAL : RBW:1000.000kHz VBW:0.010kHz Mode : 27 Setting : MCS0 Power setting 12.5 Plane : X with accessary : 32fa7a52 1 5109.33 40.61 54.00 -13.39 30.94 34.56 7.89 32.78 100 172 AVERAGE	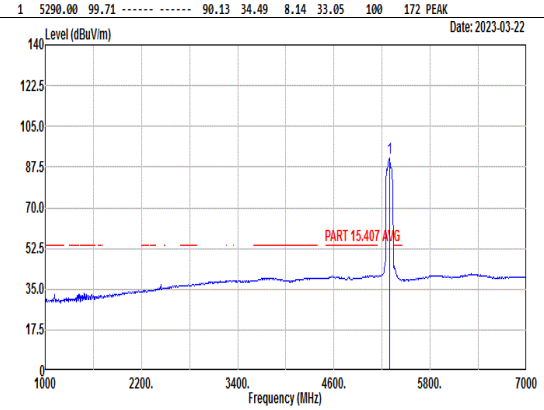 Site : 03CH03-SZ Condition: PART 15.407 AVG 3m ANT3117_0057 VERTICAL : RBW:1000.000kHz VBW:0.010kHz Mode : 27 Setting : MCS0 Power setting 12.5 Plane : X with accessary : 32fa7a52 1 5290.00 91.14 ------ ------ 81.56 34.48 8.17 33.07 100 172 AVERAGE

Mode	27	
	Band Edge - R	
	U-NII-2A_5.25-5.35_802.11ax HE80_CH58_Full_5290MHz	
ANT	3+10	
Pol.	Vertical	Fundamental
Peak	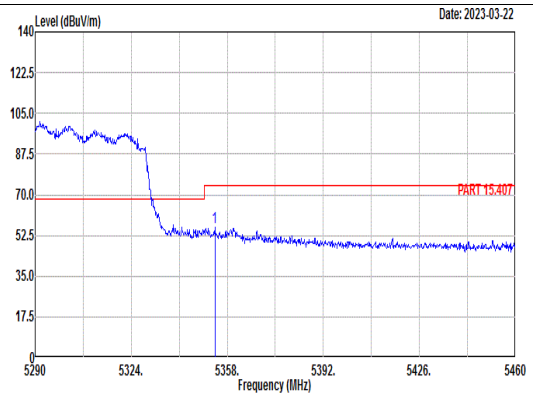 Site : 03CH03-SZ Condition: PART 15.407 3m ANT3117_0057 VERTICAL : RBW:1000.000kHz VBW:3000.000kHz Mode : 27 Setting : MCS0 Power setting 12.5 Plane : X with accessary : 32fa7a52 Freq Level Limit Line Margin (dB) Read Level Ant Factor Cable Loss Preamp Factor APos TPos Remark MHz dBuV/m dBuV/m dBuV dB/m dB dB cm deg 1 5353.58 55.87 74.00 -18.13 46.25 34.46 8.34 33.18 100 172 PEAK	Blank
Avg	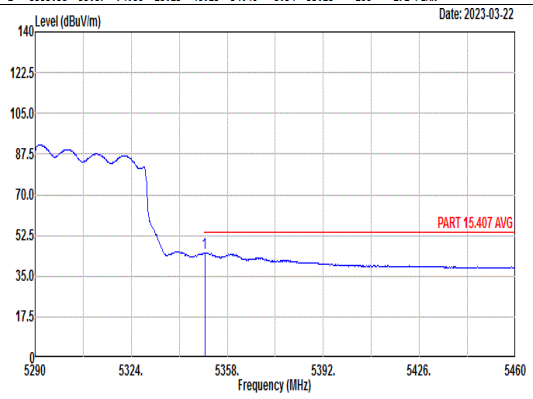 Site : 03CH03-SZ Condition: PART 15.407 AVG 3m ANT3117_0057 VERTICAL : RBW:1000.000kHz VBW:0.010kHz Mode : 27 Setting : MCS0 Power setting 12.5 Plane : X with accessary : 32fa7a52 Freq Level Limit Line Margin (dB) Read Level Ant Factor Cable Loss Preamp Factor APos TPos Remark MHz dBuV/m dBuV/m dBuV dB/m dB dB cm deg 1 5350.01 45.12 54.00 -8.88 35.50 34.46 8.33 33.17 100 172 AVERAGE	Blank

Mode	27	
	Harmonic	
	U-NII-2A_5.25-5.35_802.11ax HE80_CH58_Full_5290MHz	
ANT	3+10	
Pol.	Horizontal	Vertical
Peak Avg	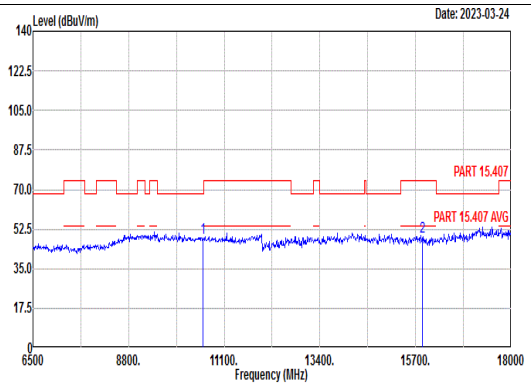 Site : 03CH03-SZ Condition: PART 15.407 3m ANT3117_0057 HORIZONTAL Project : 2D0705 Mode : 27 SN : 32fa7a52 Plane : X with accessories : MCS0 Power setting 12.5 Freq Level Limit Line Margin Read Level Ant Factor Cable Loss Preamp Factor APos TPos Remark MHz dBuV/m dBuV/m dB dBuV dB/m dB dB cm deg 1 10580.00 48.63 68.30 -19.67 51.45 39.75 10.89 53.46 --- --- Peak 2 15870.00 48.93 74.00 -25.07 48.99 42.07 12.71 54.84 --- --- Peak	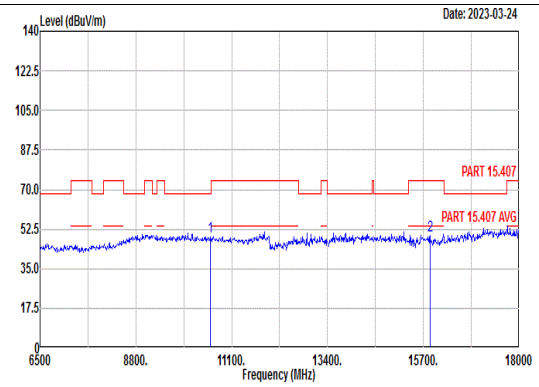 Site : 03CH03-SZ Condition: PART 15.407 3m ANT3117_0057 VERTICAL Project : 2D0705 Mode : 27 SN : 32fa7a52 Plane : X with accessories : MCS0 Power setting 12.5 Freq Level Limit Line Margin Read Level Ant Factor Cable Loss Preamp Factor APos TPos Remark MHz dBuV/m dBuV/m dB dBuV dB/m dB dB cm deg 1 10580.00 49.04 68.30 -19.26 51.86 39.75 10.89 53.46 --- --- Peak 2 15870.00 49.73 74.00 -24.27 49.79 42.07 12.71 54.84 --- --- Peak

Mode	28	
	Band Edge - L	
	U-NII-2C_5.47-5.725_802.11ax HE80_CH106_Full_5530MHz	
ANT	3+10	
Pol.	Horizontal	Fundamental
Peak	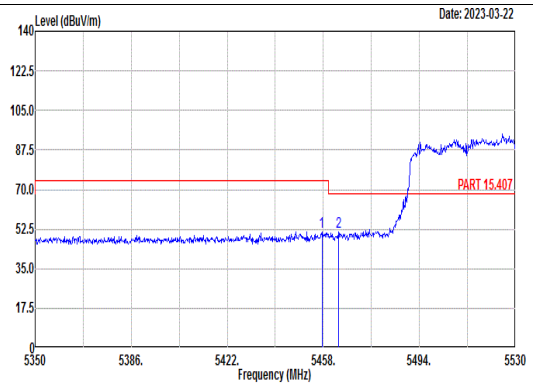 Site : 03CH03-SZ Condition: PART 15.407 3m ANT3117_0057 HORIZONTAL : RBW:1000.000kHz VBW:3000.000kHz Mode : 28 Setting : MCS0 Power setting 12.5 Plane : X with accessary : 32fa7a52 Freq Level Limit Line Margin (dB) Read Level Ant Factor Cable Loss Preamp Factor APos TPos Remark MHz dBuV/m dBuV/m dBuV dB/m dB dB cm deg 1 5457.46 51.20 74.00 -22.80 41.71 34.42 8.41 33.34 100 61 Peak 2 5463.58 51.07 68.30 -17.23 41.61 34.41 8.40 33.35 100 61 PEAK	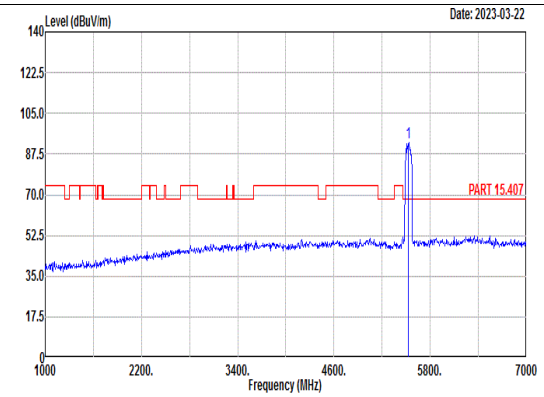 Site : 03CH03-SZ Condition: PART 15.407 3m ANT3117_0057 HORIZONTAL : RBW:1000.000kHz VBW:3000.000kHz Mode : 28 Setting : MCS0 Power setting 12.5 Plane : X with accessary : 32fa7a52 Freq Level Limit Line Margin (dB) Read Level Ant Factor Cable Loss Preamp Factor APos TPos Remark MHz dBuV/m dBuV/m dBuV dB/m dB dB cm deg 1 5530.00 92.42 ------ ------ 83.02 34.48 8.31 33.39 100 61 PEAK
Avg	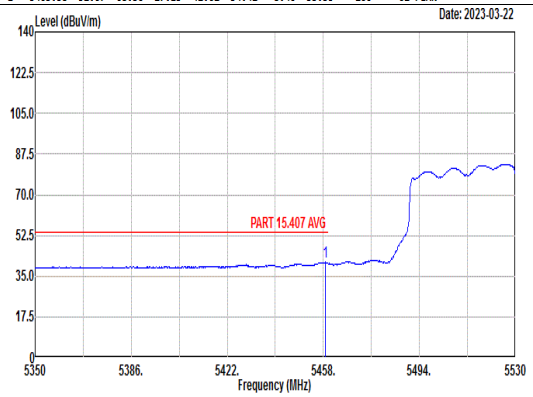 Site : 03CH03-SZ Condition: PART 15.407 AVG 3m ANT3117_0057 HORIZONTAL : RBW:1000.000kHz VBW:0.010kHz Mode : 28 Setting : MCS0 Power setting 12.5 Plane : X with accessary : 32fa7a52 Freq Level Limit Line Margin (dB) Read Level Ant Factor Cable Loss Preamp Factor APos TPos Remark MHz dBuV/m dBuV/m dBuV dB/m dB dB cm deg 1 5458.72 40.95 54.00 -13.05 31.47 34.42 8.41 33.35 100 61 AVERAGE	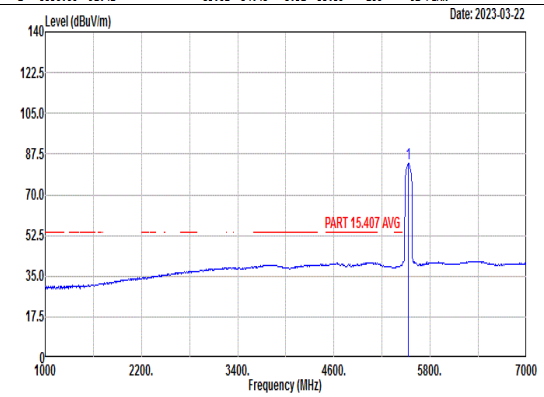 Site : 03CH03-SZ Condition: PART 15.407 AVG 3m ANT3117_0057 HORIZONTAL : RBW:1000.000kHz VBW:0.010kHz Mode : 28 Setting : MCS0 Power setting 12.5 Plane : X with accessary : 32fa7a52 Freq Level Limit Line Margin (dB) Read Level Ant Factor Cable Loss Preamp Factor APos TPos Remark MHz dBuV/m dBuV/m dBuV dB/m dB dB cm deg 1 5530.00 83.52 ------ ------ 74.12 34.48 8.31 33.39 100 61 AVERAGE

Mode	28	
	Band Edge - R	
	U-NII-2C_5.47-5.725_802.11ax HE80_CH106_Full_5530MHz	
ANT	3+10	
Pol.	Horizontal	Fundamental
Peak	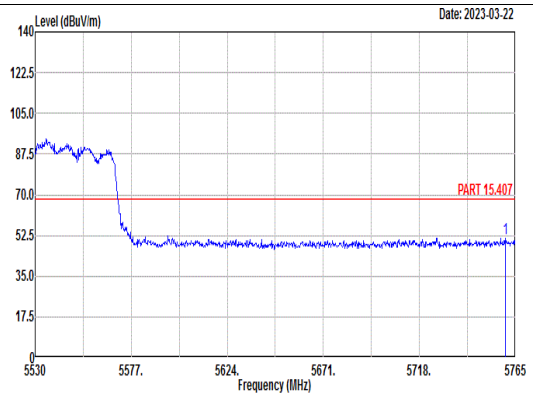 Site : 03CH03-SZ Condition: PART 15.407 3m ANT3117_0057 HORIZONTAL : RBW:1000.000kHz VBW:3000.000kHz Mode : 28 Setting : MCS0 Power setting 12.5 Plane : X with accessary : 32fa7a52 Freq Level Limit Line Margin (dB) Read Level Ant Factor Cable Loss Preamp Factor APos TPos Remark MHz dBuV/m dBuV/m dBuV dB/m dB dB cm deg 1 5760.07 51.22 68.30 -17.08 40.80 34.97 8.80 33.35 100 61 PEAK	Blank

Mode	28	
	Band Edge - L	
	U-NII-2C_5.47-5.725_802.11ax HE80_CH106_Full_5530MHz	
ANT	3+10	
Pol.	Vertical	Fundamental
Peak	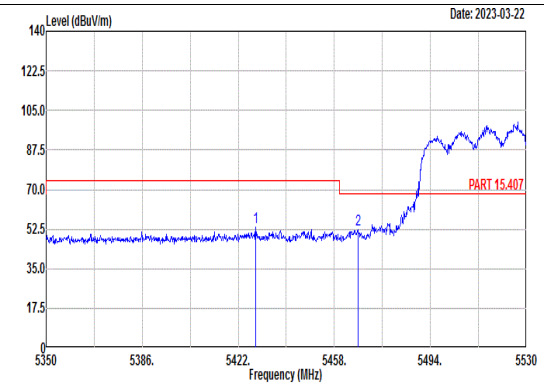 Site : 03CH03-SZ Condition: PART 15.407 3m ANT3117_0057 VERTICAL : RBW:1000.000kHz VBW:3000.000kHz Mode : 28 Setting : MCS0 Power setting 12.5 Plane : X with accessary : 32fa7a52 Freq Level Limit Line Margin (dB) Read Level Ant Factor Cable Loss Preamp Factor APos TPos Remark MHz dBuV/m dBuV/m dBuV dB/m dB dB cm deg 1 5428.48 53.53 74.00 -20.47 43.95 34.43 8.45 33.30 100 330 Peak 2 5466.82 52.56 68.30 -15.74 43.11 34.41 8.40 33.36 100 330 PEAK	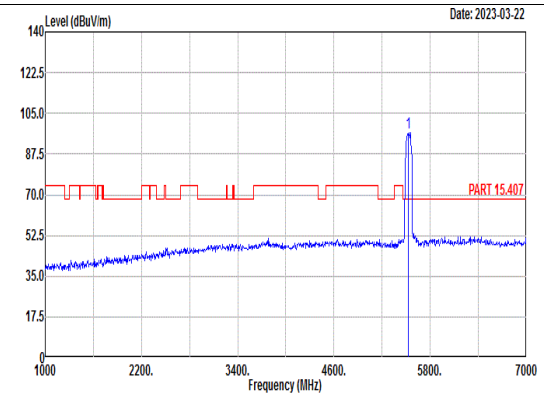 Site : 03CH03-SZ Condition: PART 15.407 3m ANT3117_0057 VERTICAL : RBW:1000.000kHz VBW:3000.000kHz Mode : 28 Setting : MCS0 Power setting 12.5 Plane : X with accessary : 32fa7a52 Freq Level Limit Line Margin (dB) Read Level Ant Factor Cable Loss Preamp Factor APos TPos Remark MHz dBuV/m dBuV/m dBuV dB/m dB dB cm deg 1 5530.00 96.71 ------ ------ 87.30 34.52 8.28 33.39 100 330 PEAK
Avg	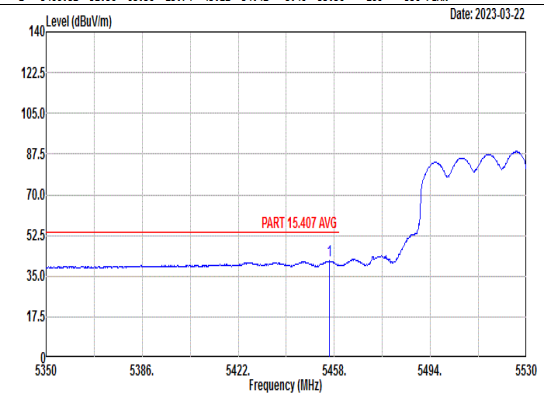 Site : 03CH03-SZ Condition: PART 15.407 AVG 3m ANT3117_0057 VERTICAL : RBW:1000.000kHz VBW:0.010kHz Mode : 28 Setting : MCS0 Power setting 12.5 Plane : X with accessary : 32fa7a52 Freq Level Limit Line Margin (dB) Read Level Ant Factor Cable Loss Preamp Factor APos TPos Remark MHz dBuV/m dBuV/m dBuV dB/m dB dB cm deg 1 5456.20 41.55 54.00 -12.45 32.06 34.42 8.41 33.34 100 330 AVERAGE	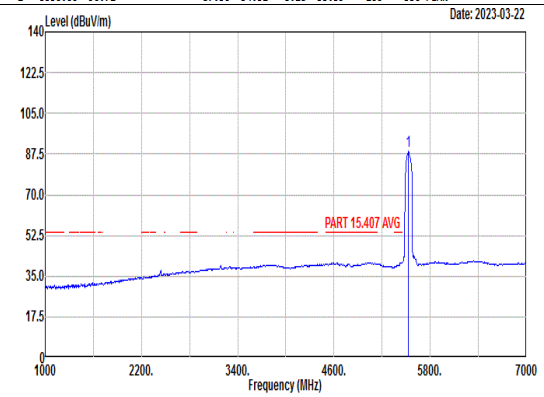 Site : 03CH03-SZ Condition: PART 15.407 AVG 3m ANT3117_0057 VERTICAL : RBW:1000.000kHz VBW:0.010kHz Mode : 28 Setting : MCS0 Power setting 12.5 Plane : X with accessary : 32fa7a52 Freq Level Limit Line Margin (dB) Read Level Ant Factor Cable Loss Preamp Factor APos TPos Remark MHz dBuV/m dBuV/m dBuV dB/m dB dB cm deg 1 5530.00 88.61 ------ ------ 79.23 34.45 8.32 33.39 100 330 AVERAGE

Mode	28	
	Band Edge - R	
	U-NII-2C_5.47-5.725_802.11ax HE80_CH106_Full_5530MHz	
ANT	3+10	
Pol.	Vertical	Fundamental
Peak	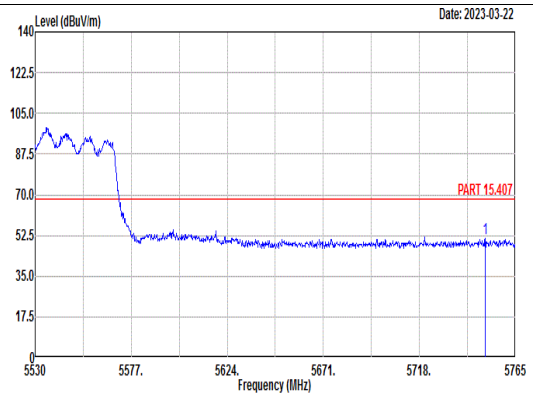 Site : 03CH03-SZ Condition: PART 15.407 3m ANT3117_0057 VERTICAL : RBW:1000.000kHz VBW:3000.000kHz Mode : 28 Setting : MCS0 Power setting 12.5 Plane : X with accessary : 32fa7a52 Freq Level Limit Line Margin (dB) Read Level Ant Factor Cable Loss Preamp Factor APos TPos Remark MHz dBuV/m dBuV/m dBuV dB/m dB dB cm deg 1 5750.20 51.23 68.30 -17.07 40.86 34.95 8.77 33.35 100 330 PEAK	Blank

Mode	28	
	Harmonic	
	U-NII-2C_5.47-5.725_802.11ax HE80_CH106_Full_5530MHz	
ANT	3+10	
Pol.	Horizontal	Vertical
Peak Avg	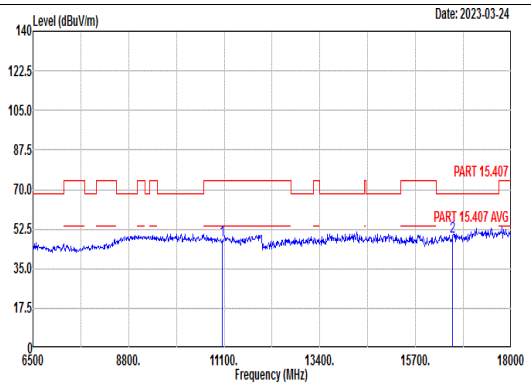 Site : 03CH03-SZ Condition: PART 15.407 3m ANT3117_0057 HORIZONTAL Project : 2D0705 Mode : 28 SN : 32fa7a52 Plane : X with accessories : MCS0 Power setting 12.5 Freq Level Limit Line Margin Read Level Ant Factor Cable Loss Preamp Factor APos TPos Remark MHz dBuV/m dBuV/m dB dBuV dB/m dB dB cm deg 1 11060.00 47.74 74.00 -26.26 50.97 39.49 11.24 53.96 --- --- Peak 2 16590.00 49.14 68.30 -19.16 47.05 42.48 12.95 53.34 --- --- Peak	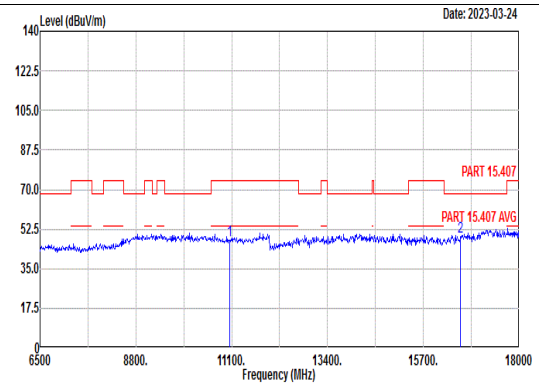 Site : 03CH03-SZ Condition: PART 15.407 3m ANT3117_0057 VERTICAL Project : 2D0705 Mode : 28 SN : 32fa7a52 Plane : X with accessories : MCS0 Power setting 12.5 Freq Level Limit Line Margin Read Level Ant Factor Cable Loss Preamp Factor APos TPos Remark MHz dBuV/m dBuV/m dB dBuV dB/m dB dB cm deg 1 11060.00 47.60 74.00 -26.40 50.83 39.49 11.24 53.96 --- --- Peak 2 16590.00 49.29 68.30 -19.01 47.20 42.48 12.95 53.34 --- --- Peak

Mode	29	
	Band Edge - L	
	U-NII-1_5.15-5.25_802.11ax HE160_CH50_Full_5250MHz	
ANT	3+10	
Pol.	Horizontal	Fundamental
Peak	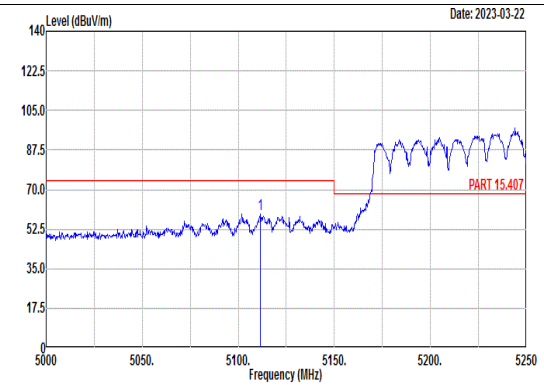 Site : 03CH03-SZ Condition: PART 15.407 3m ANT3117_0057 HORIZONTAL : RBW:1000.000kHz VBW:3000.000kHz Mode : 29 Setting : MCS0 Power setting 12 : Plane : X with accessary : 32fa7a52 Freq Level Limit Line Margin (dB) Read Level Ant Factor Cable Loss Preamp Factor APos TPos Remark MHz dBuV/m dBuV/m dBuV dB/m dB dB cm deg 1 5111.50 59.41 74.00 -14.59 49.74 34.56 7.89 32.78 105 29 PEAK	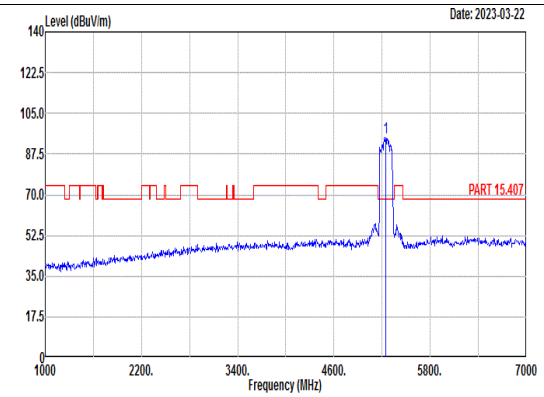 Site : 03CH03-SZ Condition: PART 15.407 3m ANT3117_0057 HORIZONTAL : RBW:1000.000kHz VBW:3000.000kHz Mode : 29 Setting : MCS0 Power setting 12 Plane : X with accessary : 32fa7a52 Freq Level Limit Line Margin (dB) Read Level Ant Factor Cable Loss Preamp Factor APos TPos Remark MHz dBuV/m dBuV/m dBuV dB/m dB dB cm deg 1 5250.00 94.65 ------ ------ 85.11 34.50 8.04 33.00 105 29 PEAK
Avg	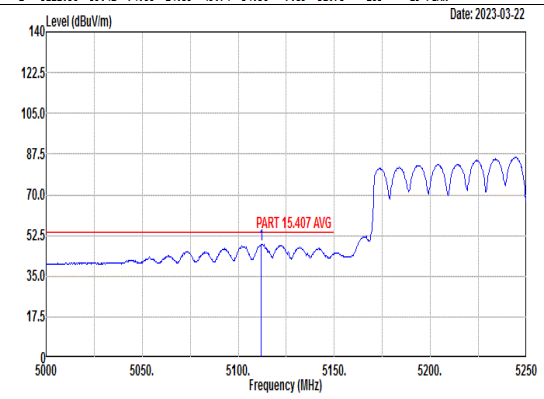 Site : 03CH03-SZ Condition: PART 15.407 AVG 3m ANT3117_0057 HORIZONTAL : RBW:1000.000kHz VBW:0.010kHz Mode : 29 Setting : MCS0 Power setting 12 Plane : X with accessary : 32fa7a52 Freq Level Limit Line Margin (dB) Read Level Ant Factor Cable Loss Preamp Factor APos TPos Remark MHz dBuV/m dBuV/m dBuV dB/m dB dB cm deg 1 5112.00 48.55 54.00 -5.45 38.88 34.56 7.89 32.78 105 29 AVERAGE	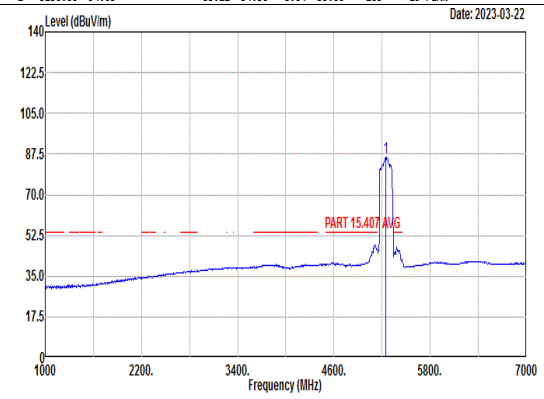 Site : 03CH03-SZ Condition: PART 15.407 AVG 3m ANT3117_0057 HORIZONTAL : RBW:1000.000kHz VBW:0.010kHz Mode : 29 Setting : MCS0 Power setting 12 Plane : X with accessary : 32fa7a52 Freq Level Limit Line Margin (dB) Read Level Ant Factor Cable Loss Preamp Factor APos TPos Remark MHz dBuV/m dBuV/m dBuV dB/m dB dB cm deg 1 5250.00 86.23 ------ ------ 76.67 34.50 8.07 33.01 105 29 AVERAGE

Mode	29	
	Band Edge - R	
	U-NII-1_5.15-5.25_802.11ax HE160_CH50_Full_5250MHz	
ANT	3+10	
Pol.	Horizontal	Fundamental
Peak	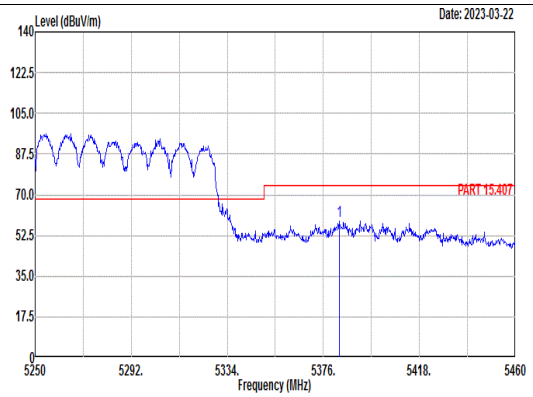 Site : 03CH03-SZ Condition: PART 15.407 3m ANT3117_0057 HORIZONTAL : RBW:1000.000kHz VBW:3000.000kHz Mode : 29 Setting : MCS0 Power setting 12 Plane : X with accessary : 32fa7a52 Freq Level Limit Line Margin (dB) Read Level Ant Factor Cable Loss Preamp Factor APos TPos Remark MHz dBuV/m dBuV/m dBuV dB/m dB dB cm deg 1 5382.93 58.50 74.00 -15.50 48.85 34.45 8.42 33.22 105 29 PEAK	Blank
Avg	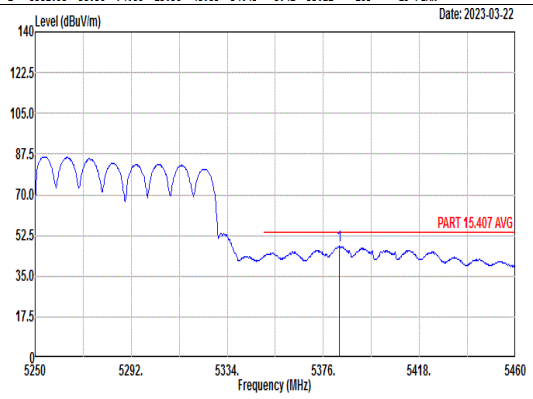 Site : 03CH03-SZ Condition: PART 15.407 AVG 3m ANT3117_0057 HORIZONTAL : RBW:1000.000kHz VBW:0.010kHz Mode : 29 Setting : MCS0 Power setting 12 Plane : X with accessary : 32fa7a52 Freq Level Limit Line Margin (dB) Read Level Ant Factor Cable Loss Preamp Factor APos TPos Remark MHz dBuV/m dBuV/m dBuV dB/m dB dB cm deg 1 5383.14 47.85 54.00 -6.15 38.20 34.45 8.42 33.22 105 29 AVERAGE	Blank

Mode	29	
	Band Edge - L	
	U-NII-1_5.15-5.25_802.11ax HE160_CH50_Full_5250MHz	
ANT	3+10	
Pol.	Vertical	Fundamental
Peak	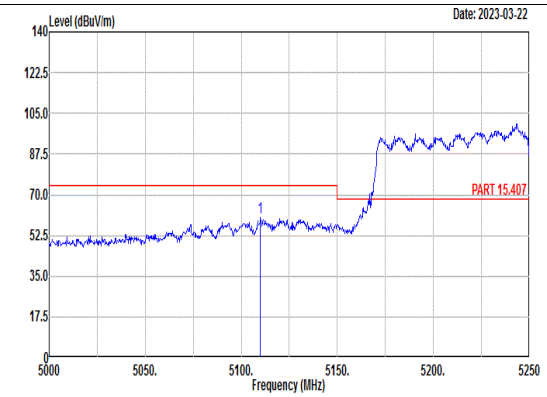 Site : 03CH03-SZ Condition: PART 15.407 3m ANT3117_0057 VERTICAL : RBW:1000.000kHz VBW:3000.000kHz Mode : 29 Setting : MCS0 Power setting 12 Plane : X with accessary : 32fa7a52 Freq Level Limit Line Margin (dB) Read Level Ant Factor Cable Loss Preamp Factor APos TPos Remark MHz dBuV/m dBuV/m dBuV dB/m dB dB cm deg 1 5110.00 59.97 74.00 -14.03 50.30 34.56 7.89 32.78 100 159 PEAK	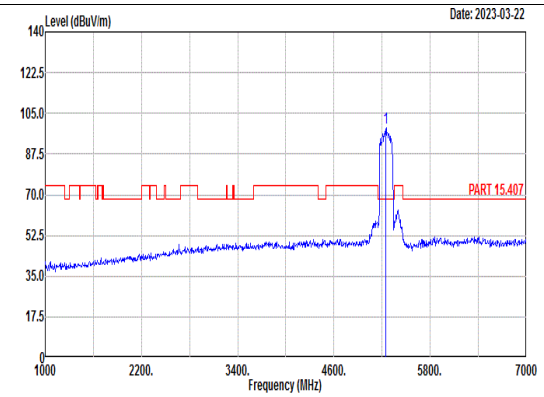 Site : 03CH03-SZ Condition: PART 15.407 3m ANT3117_0057 VERTICAL : RBW:1000.000kHz VBW:3000.000kHz Mode : 29 Setting : MCS0 Power setting 12 Plane : X with accessary : 32fa7a52 Freq Level Limit Line Margin (dB) Read Level Ant Factor Cable Loss Preamp Factor APos TPos Remark MHz dBuV/m dBuV/m dBuV dB/m dB dB cm deg 1 5250.00 99.06 ------ ------ 89.50 34.50 8.07 33.01 100 159 PEAK
Avg	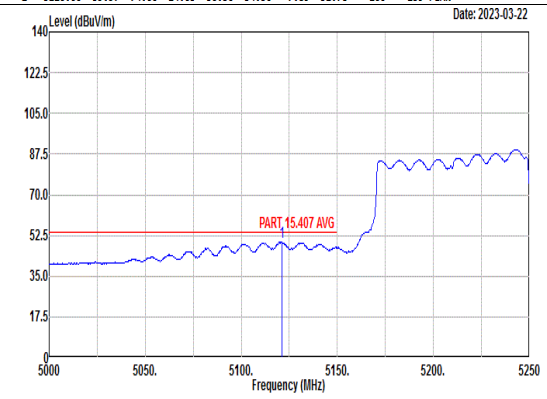 Site : 03CH03-SZ Condition: PART 15.407 AVG 3m ANT3117_0057 VERTICAL : RBW:1000.000kHz VBW:0.010kHz Mode : 29 Setting : MCS0 Power setting 12 Plane : X with accessary : 32fa7a52 Freq Level Limit Line Margin (dB) Read Level Ant Factor Cable Loss Preamp Factor APos TPos Remark MHz dBuV/m dBuV/m dBuV dB/m dB dB cm deg 1 5121.00 49.66 54.00 -4.34 40.01 34.55 7.90 32.80 100 159 AVERAGE	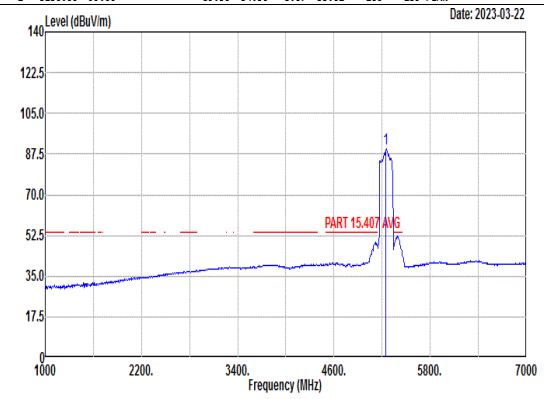 Site : 03CH03-SZ Condition: PART 15.407 AVG 3m ANT3117_0057 VERTICAL : RBW:1000.000kHz VBW:0.010kHz Mode : 29 Setting : MCS0 Power setting 12 Plane : X with accessary : 32fa7a52 Freq Level Limit Line Margin (dB) Read Level Ant Factor Cable Loss Preamp Factor APos TPos Remark MHz dBuV/m dBuV/m dBuV dB/m dB dB cm deg 1 5250.00 89.63 ------ ------ 80.07 34.50 8.07 33.01 100 159 AVERAGE

Mode	29	
	Band Edge - R	
	U-NII-1_5.15-5.25_802.11ax HE160_CH50_Full_5250MHz	
ANT	3+10	
Pol.	Vertical	Fundamental
Peak	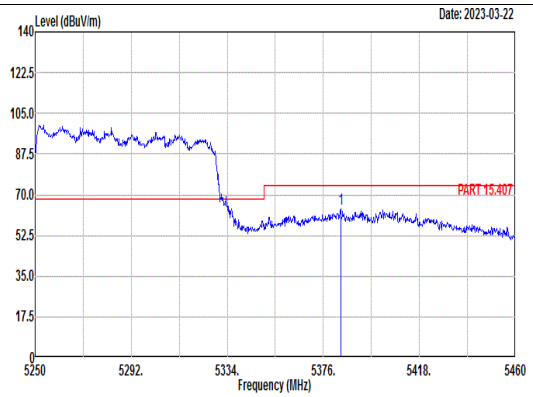 Site : 03CH03-SZ Condition: PART 15.407 3m ANT3117_0057 VERTICAL : RBW:1000.000kHz VBW:3000.000kHz Mode : 29 Setting : MCS0 Power setting 12 Plane : X with accessary : 32fa7a52 Freq Level Limit Line Margin (dB) Read Level Ant Factor Cable Loss Preamp Factor APos TPos Remark MHz dBuV/m dBuV/m dBuV dB/m dB dB cm deg 1 5383.56 63.86 74.00 -10.14 54.21 34.45 8.42 33.22 100 159 PEAK	Blank
Avg	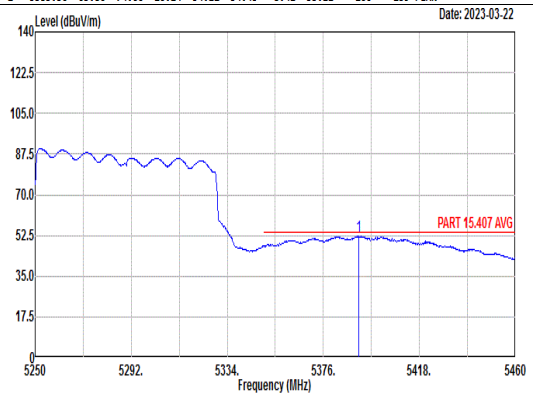 Site : 03CH03-SZ Condition: PART 15.407 AVG 3m ANT3117_0057 VERTICAL : RBW:1000.000kHz VBW:0.010kHz Mode : 29 Setting : MCS0 Power setting 12 Plane : X with accessary : 32fa7a52 Freq Level Limit Line Margin (dB) Read Level Ant Factor Cable Loss Preamp Factor APos TPos Remark MHz dBuV/m dBuV/m dBuV dB/m dB dB cm deg 1 5391.54 52.28 54.00 -1.72 42.64 34.44 8.44 33.24 100 159 AVERAGE	Blank

Mode	29	
	Harmonic	
	U-NII-1_5.15-5.25_802.11ax HE160_CH50_Full_5250MHz	
ANT	3+10	
Pol.	Horizontal	Vertical
Peak Avg	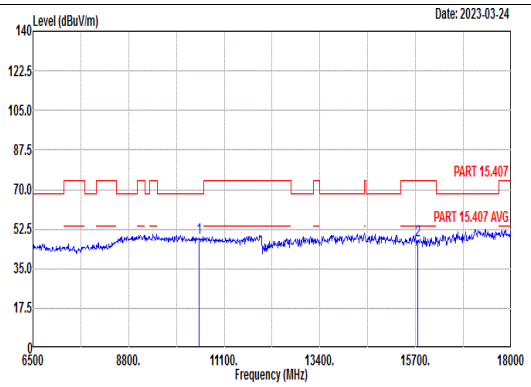 Site : 03CH03-SZ Condition: PART 15.407 3m ANT3117_0057 HORIZONTAL Project : 2D0705 Mode : 29 SN : 32fa7a52 Plane : X with accessories : MCS0 Power setting 12 Freq Level Limit Line Margin Read Level Ant Factor Cable Loss Preamp Factor APos TPos Remark MHz dBuV/m dBuV/m dB dBuV dB/m dB dB cm deg 1 10500.00 48.47 68.30 -19.83 51.20 39.80 10.83 53.36 --- --- Peak 2 15750.00 47.78 74.00 -26.22 47.80 41.95 12.71 54.68 --- --- Peak	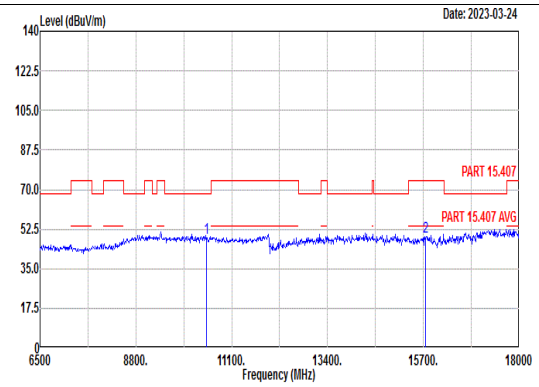 Site : 03CH03-SZ Condition: PART 15.407 3m ANT3117_0057 VERTICAL Project : 2D0705 Mode : 29 SN : 32fa7a52 Plane : X with accessories : MCS0 Power setting 12 Freq Level Limit Line Margin Read Level Ant Factor Cable Loss Preamp Factor APos TPos Remark MHz dBuV/m dBuV/m dB dBuV dB/m dB dB cm deg 1 10500.00 48.81 68.30 -19.49 51.54 39.80 10.83 53.36 --- --- Peak 2 15750.00 48.88 74.00 -25.12 48.90 41.95 12.71 54.68 --- --- Peak

Mode	30	
Mode	Band Edge	
Mode	U-NII-3_5.725-5.85_802.11a_CH149_5745MHz	
ANT	3+10	
Pol.	Horizontal	Fundamental
Peak	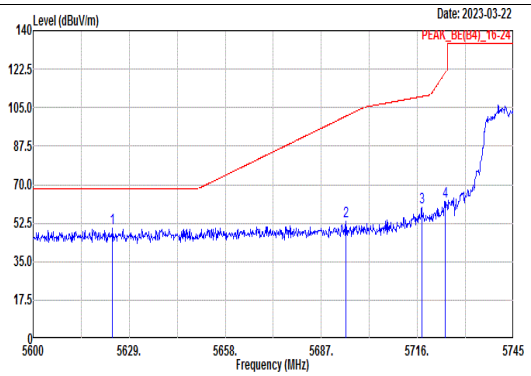 Site : 03CH03-SZ Condition: PEAK_BE(B4)_16-24 3m ANT3117_0057 HORIZONTAL Mode : 30 Setting : 6M Powersetting 17 Plane : Y with accessories : 32fa7a52 Freq Level Limit Line Margin (dB) Read Level Ant Factor Cable Loss Preamp Factor APos TPos Remark MHz dBuV/m dBuV/m dBuV dB/m dB dB cm deg 1 5623.93 50.10 68.30 -18.20 40.50 34.67 8.30 33.37 202 86 PEAK 2 5694.40 53.35 101.08 -47.73 43.32 34.83 8.56 33.36 202 86 PEAK 3 5717.31 59.66 110.05 -50.39 49.49 34.88 8.65 33.36 202 86 PEAK 4 5724.41 62.43 120.86 -58.43 52.23 34.89 8.67 33.36 202 86 PEAK	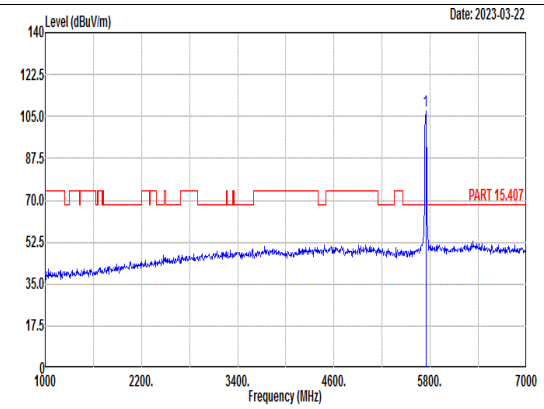 Site : 03CH03-SZ Condition: PART 15.407 3m ANT3117_0057 HORIZONTAL Mode : 30 Setting : 6M Powersetting 17 Plane : Y with accessories : 32fa7a52 Freq Level Limit Line Margin (dB) Read Level Ant Factor Cable Loss Preamp Factor APos TPos Remark MHz dBuV/m dBuV/m dBuV dB/m dB dB cm deg 1 5745.00 107.23 ------ ------ 96.89 34.94 8.75 33.35 202 86 PEAK
Avg	Blank	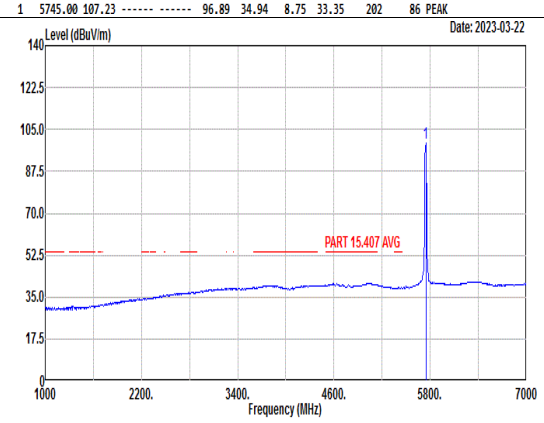 Site : 03CH03-SZ Condition: PART 15.407 AVG 3m ANT3117_0057 HORIZONTAL Mode : 30 Setting : 6M Powersetting 17 Plane : Y with accessories : 32fa7a52 Freq Level Limit Line Margin (dB) Read Level Ant Factor Cable Loss Preamp Factor APos TPos Remark MHz dBuV/m dBuV/m dBuV dB/m dB dB cm deg 1 5745.00 99.23 ------ ------ 88.89 34.94 8.75 33.35 202 86 AVERAGE

Mode	30	
Mode	Band Edge	
Mode	U-NII-3_5.725-5.85_802.11a_CH149_5745MHz	
ANT	3+10	
Pol.	Vertical	Fundamental
Peak	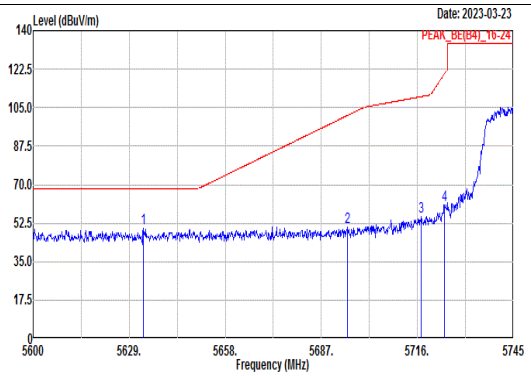 Site : 03CH03-SZ Condition: PEAK_BE(B4)_16-24 3m ANT3117_0057 VERTICAL Mode : 30 Setting : 6M Powersetting 17 Plane : Y with accessories : 32fa7a52 Freq Level Limit Line Margin (dB) Read Level Ant Factor Cable Loss Preamp Factor APos TPos Remark MHz dBuV/m dBuV/m dBuV dB/m dB dB cm deg 1 5633.35 50.35 68.30 -17.95 40.69 34.69 8.34 33.37 149 360 PEAK 2 5694.98 50.93 101.51 -50.58 40.90 34.83 8.56 33.36 149 360 PEAK 3 5717.16 55.57 110.01 -54.44 45.40 34.88 8.65 33.36 149 360 PEAK 4 5724.12 60.79 120.19 -59.40 50.59 34.89 8.67 33.36 149 360 PEAK	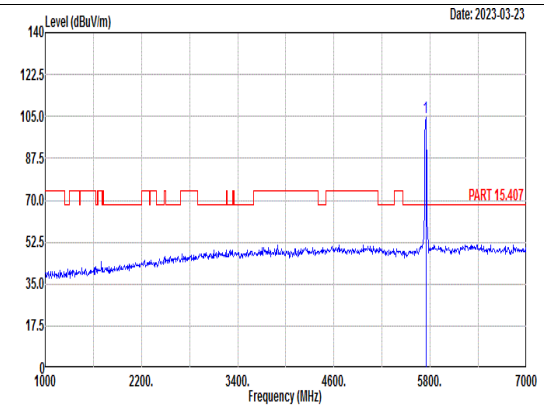 Site : 03CH03-SZ Condition: PART 15.407 3m ANT3117_0057 VERTICAL Mode : 30 Setting : 6M Powersetting 17 Plane : Y with accessories : 32fa7a52 Freq Level Limit Line Margin (dB) Read Level Ant Factor Cable Loss Preamp Factor APos TPos Remark MHz dBuV/m dBuV/m dBuV dB/m dB dB cm deg 1 5745.00 104.84 ------ ------ 94.50 34.94 8.75 33.35 149 360 PEAK
Avg	Blank	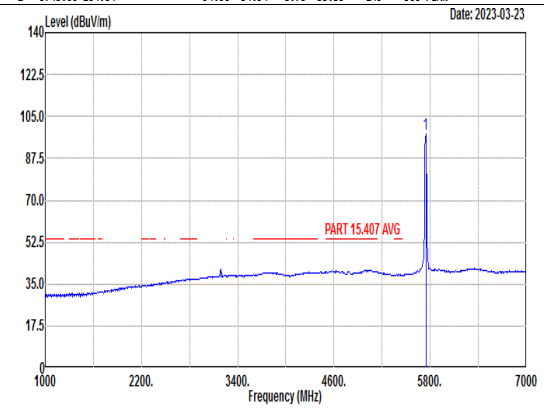 Site : 03CH03-SZ Condition: PART 15.407 AVG 3m ANT3117_0057 VERTICAL Mode : 30 Setting : 6M Powersetting 17 Plane : Y with accessories : 32fa7a52 Freq Level Limit Line Margin (dB) Read Level Ant Factor Cable Loss Preamp Factor APos TPos Remark MHz dBuV/m dBuV/m dBuV dB/m dB dB cm deg 1 5745.00 97.77 ------ ------ 87.43 34.94 8.75 33.35 149 360 AVERAGE

Mode	30	
Mode	Harmonic	
Mode	U-NII-3_5.725-5.85_802.11a_CH149_5745MHz	
ANT	3+10	
Pol.	Horizontal	Vertical
Peak Avg	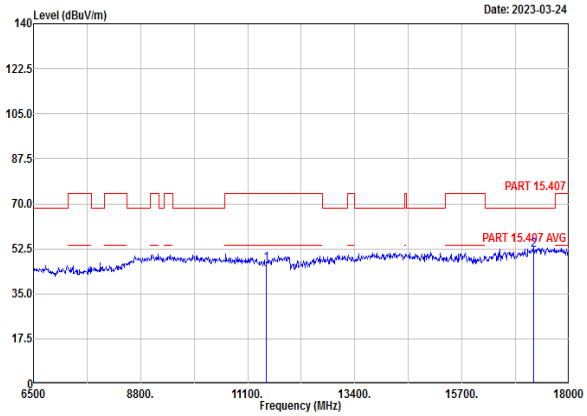 Site : 03CH03-SZ Condition: PART 15.407 3m ANT3117_0057 HORIZONTAL Project : 2D0705 Mode : 30 SN : 32fa7a52 Plane : Y with accessories : 6M Power setting 17 Freq Level Limit Line Over Limit Read Level Ant Factor Cable Loss Preamp Factor # APos TPos Remark MHz dBuV/m dBuV/m dB dBuV dB/m dB dB cm deg 1 11490.00 46.66 74.00 -27.34 49.51 39.40 11.45 53.70 0.00 --- --- Peak 2 17235.00 51.93 68.30 -16.37 48.78 42.35 13.17 52.37 0.00 --- --- Peak	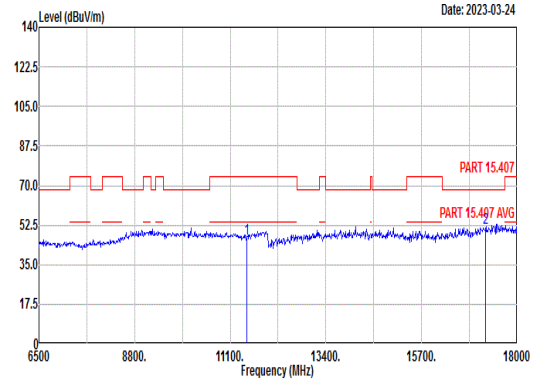 Site : 03CH03-SZ Condition: PART 15.407 3m ANT3117_0057 VERTICAL Project : 2D0705 Mode : 30 SN : 32fa7a52 Plane : Y with accessories : 6M Power setting 17 Freq Level Limit Line Margin Read Level Ant Factor Cable Loss Preamp Factor APos TPos Remark MHz dBuV/m dBuV/m dB dBuV dB/m dB dB cm deg 1 11490.00 46.45 74.00 -27.55 49.30 39.40 11.45 53.70 --- --- Peak 2 17235.00 51.03 68.30 -17.27 47.88 42.35 13.17 52.37 --- --- Peak

Mode	31	
	Harmonic	
	U-NII-3_5.725-5.85_802.11a_CH157_5785MHz	
ANT	3+10	
Pol.	Horizontal	Vertical
Peak Avg	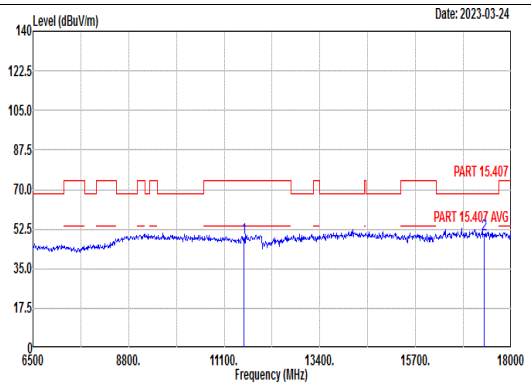 Site : 03CH03-SZ Condition: PART 15.407 3m ANT3117_0057 HORIZONTAL Project : 2D0705 Mode : 31 SN : 32fa7a52 Plane : Y with accessories : 6M Power setting 17 Freq Level Limit Line Margin Read Level Ant Factor Cable Loss Preamp Factor APos TPos Remark MHz dBuV/m dBuV/m dB dBuV dB/m dB dB cm deg 1 11570.00 48.61 74.00 -25.39 51.28 39.50 11.49 53.66 --- --- Peak 2 17355.00 50.06 68.30 -18.24 46.98 42.33 13.20 52.45 --- --- Peak	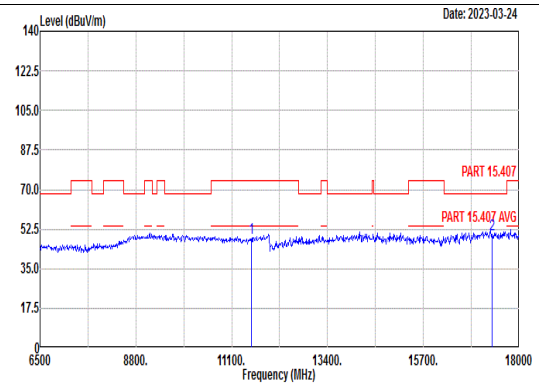 Site : 03CH03-SZ Condition: PART 15.407 3m ANT3117_0057 VERTICAL Project : 2D0705 Mode : 31 SN : 32fa7a52 Plane : Y with accessories : 6M Power setting 17 Freq Level Limit Line Margin Read Level Ant Factor Cable Loss Preamp Factor APos TPos Remark MHz dBuV/m dBuV/m dB dBuV dB/m dB dB cm deg 1 11570.00 48.40 74.00 -25.60 51.07 39.50 11.49 53.66 --- --- Peak 2 17355.00 50.20 68.30 -18.10 47.12 42.33 13.20 52.45 --- --- Peak