

APPENDIX REPORT

Project No.	SHT2109040108EW	Radio Specification	WIFI 2.4G
Test sample No.	YPHT21070035015	Model No.	AM501
Start test date	2021-08-06	Finish date	2021-08-06
Temperature	26.1°C	Humidity	36%
Test Engineer	Hailey Chen	Auditor	Xiaodong Zhu

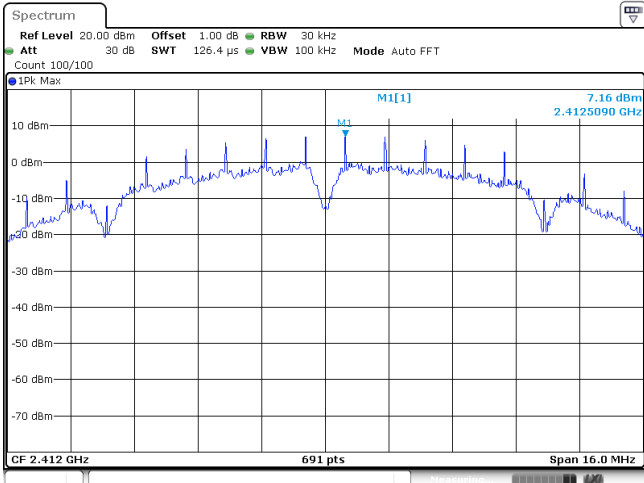
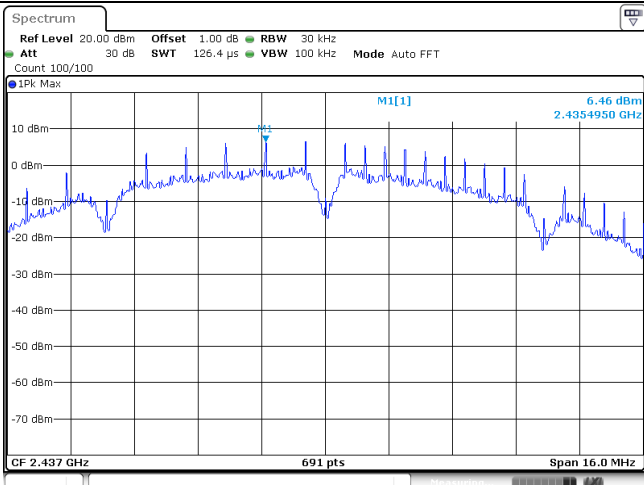
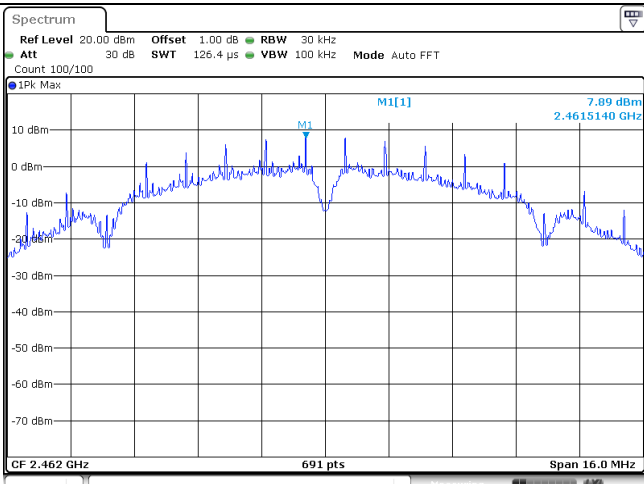
Appendix clause	Test item	Result
A	Conducted Peak Output Power	PASS
B	Power Spectral Density	PASS
C	6 dB Bandwidth	PASS
D	99% Occupied Bandwidth	PASS
E	Duty Cycle	PASS
F	Band edge and Spurious Emissions (conducted)	PASS

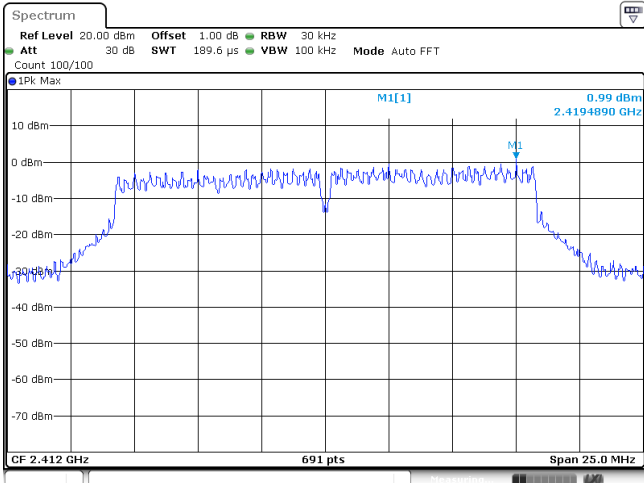
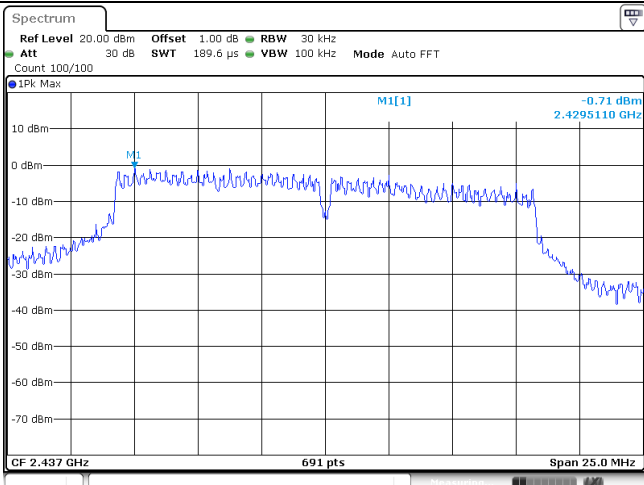
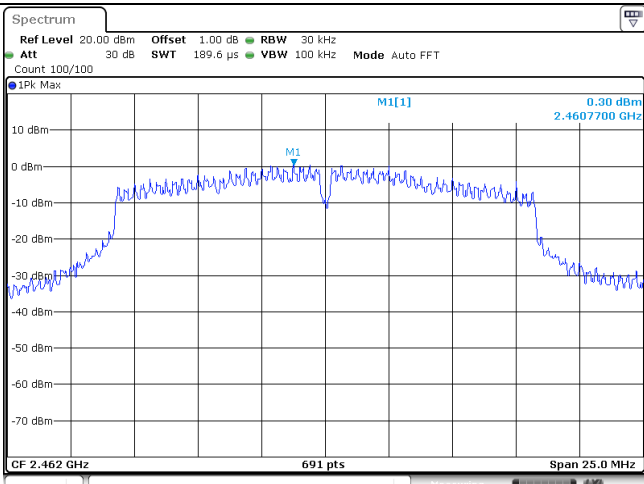
Appendix A: Conducted Peak Output Power

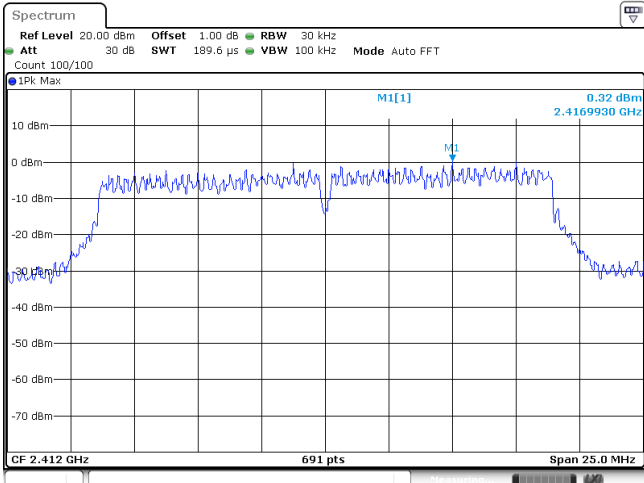
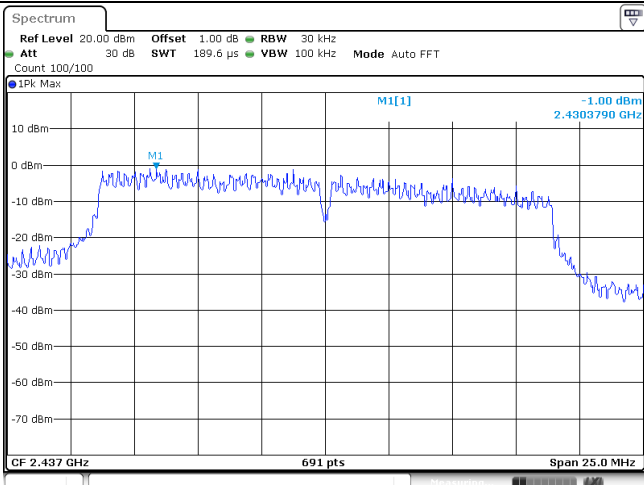
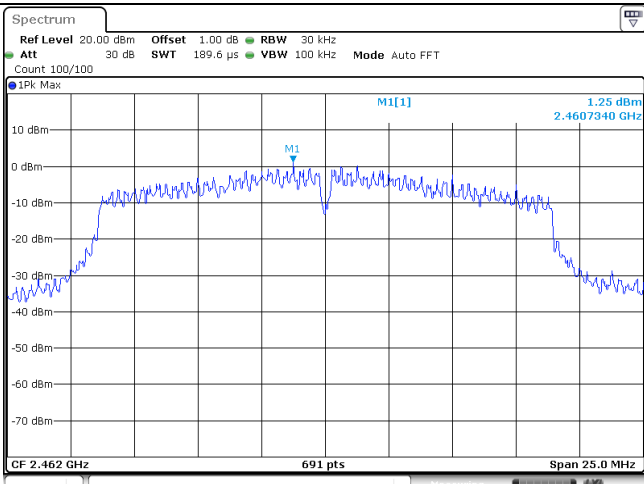
Type	Channel	Peak Output power (dBm)	Average Output power (dBm)	Limit (dBm)	Result
802.11b	01	19.43	17.43	≤ 30.00	Pass
	06	18.45	16.36		
	11	19.34	17.16		
802.11g	01	23.92	20.45	≤ 30.00	Pass
	06	22.90	19.47		
	11	23.11	19.97		
802.11n (HT20)	01	24.19	20.76	≤ 30.00	Pass
	06	22.74	19.22		
	11	23.17	19.87		
802.11n(HT40)	03	23.60	20.06	≤ 30.00	Pass
	06	23.53	20.04		
	09	23.79	20.20		

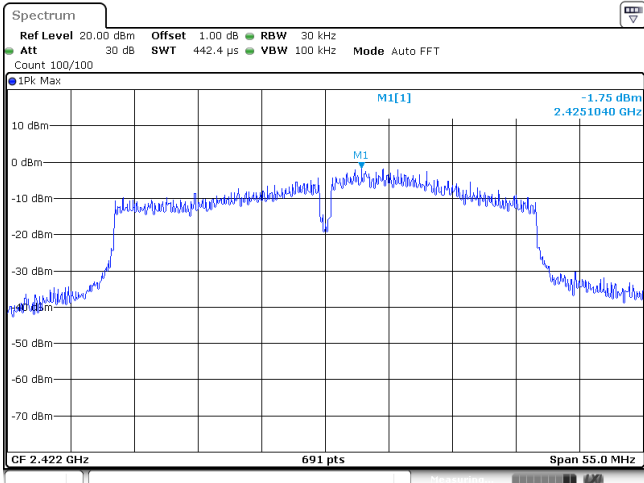
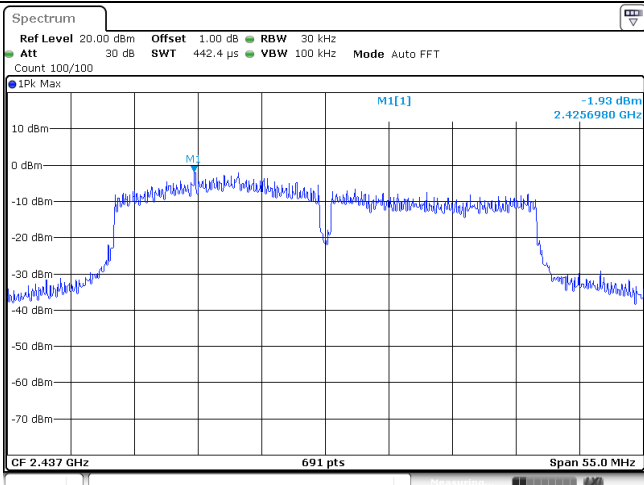
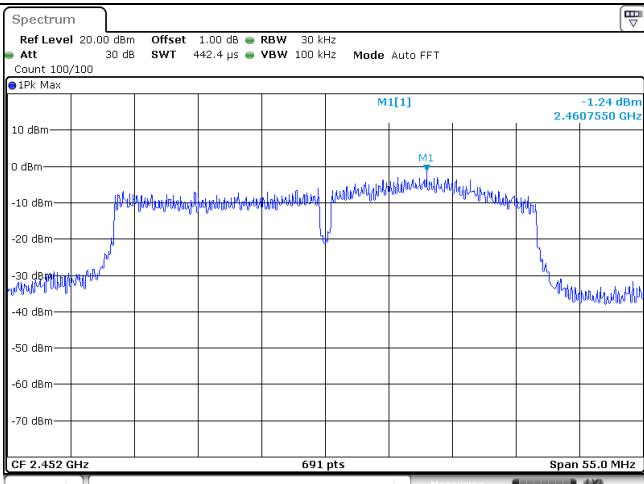
Appendix B: Power Spectral Density

Type	Channel	Power Spectral Density (dBm/30KHz)	Limit (dBm/3KHz)	Result
802.11b	01	7.16	≤8.00	Pass
	06	6.46		
	11	7.89		
802.11g	01	0.99	≤8.00	Pass
	06	-0.71		
	11	0.30		
802.11n(HT20)	01	0.32	≤8.00	Pass
	06	-1.00		
	11	1.25		
802.11n(HT40)	03	-1.75	≤8.00	Pass
	06	-1.93		
	09	-1.24		

Type:		802.11 b
CH01	 <p>7.16 dBm 2.4125090 GHz</p> <p>CF 2.412 GHz 691 pts Span 16.0 MHz</p> <p>Date: 6.AUG.2021 09:40:55</p>	
CH06	 <p>6.46 dBm 2.4354950 GHz</p> <p>CF 2.437 GHz 691 pts Span 16.0 MHz</p> <p>Date: 6.AUG.2021 09:42:01</p>	
CH11	 <p>7.89 dBm 2.4615140 GHz</p> <p>CF 2.462 GHz 691 pts Span 16.0 MHz</p> <p>Date: 6.AUG.2021 09:41:51</p>	

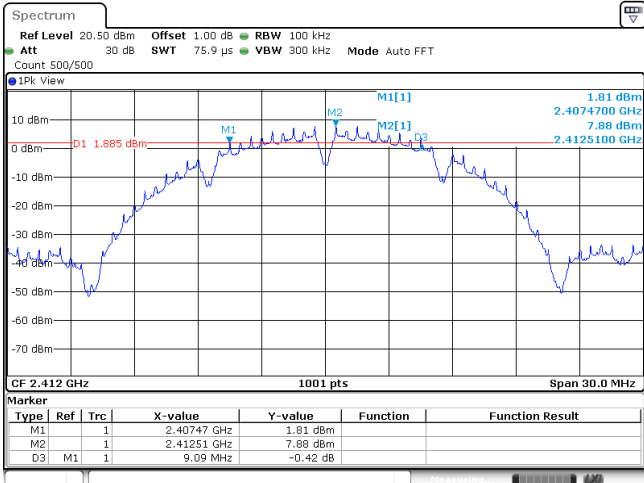
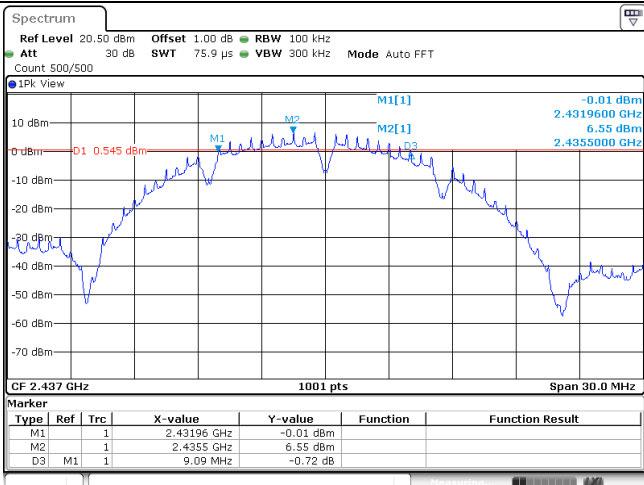
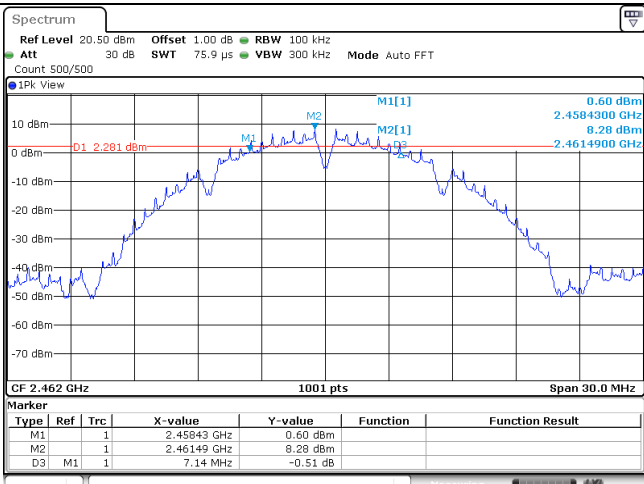
Type:		802.11 g
CH01		
CH06		
CH11		

Type:		802.11n(HT20)
CH01	 <p>Spectrum</p> <p>Ref Level 20.00 dBm Offset 1.00 dB RBW 30 kHz Att 30 dB SWT 189.6 μs VBW 100 kHz Mode Auto FFT Count 100/100</p> <p>IPK Max</p> <p>M1[1] 0.32 dBm 2.4169930 GHz</p> <p>CF 2.412 GHz 691 pts Span 25.0 MHz</p> <p>Date: 6.AUG.2021 09:21:11</p>	
CH06	 <p>Spectrum</p> <p>Ref Level 20.00 dBm Offset 1.00 dB RBW 30 kHz Att 30 dB SWT 189.6 μs VBW 100 kHz Mode Auto FFT Count 100/100</p> <p>IPK Max</p> <p>M1[1] -1.00 dBm 2.4303790 GHz</p> <p>CF 2.437 GHz 691 pts Span 25.0 MHz</p> <p>Date: 6.AUG.2021 09:24:17</p>	
CH11	 <p>Spectrum</p> <p>Ref Level 20.00 dBm Offset 1.00 dB RBW 30 kHz Att 30 dB SWT 189.6 μs VBW 100 kHz Mode Auto FFT Count 100/100</p> <p>IPK Max</p> <p>M1[1] 1.25 dBm 2.4607340 GHz</p> <p>CF 2.462 GHz 691 pts Span 25.0 MHz</p> <p>Date: 6.AUG.2021 09:27:33</p>	

Type:		802.11n(HT40)
CH03	 <p>Spectrum</p> <p>Ref Level 20.00 dBm Offset 1.00 dB RBW 30 kHz Att 30 dB SWT 442.4 μs VBW 100 kHz Mode Auto FFT Count 100/100</p> <p>IPK Max</p> <p>M1[1] -1.75 dBm 2.4251040 GHz</p> <p>M1</p> <p>CF 2.422 GHz 691 pts Span 55.0 MHz</p> <p>Date: 6.AUG.2021 09:29:51</p>	
CH06	 <p>Spectrum</p> <p>Ref Level 20.00 dBm Offset 1.00 dB RBW 30 kHz Att 30 dB SWT 442.4 μs VBW 100 kHz Mode Auto FFT Count 100/100</p> <p>IPK Max</p> <p>M1[1] -1.93 dBm 2.4256980 GHz</p> <p>M1</p> <p>CF 2.437 GHz 691 pts Span 55.0 MHz</p> <p>Date: 6.AUG.2021 09:32:53</p>	
CH09	 <p>Spectrum</p> <p>Ref Level 20.00 dBm Offset 1.00 dB RBW 30 kHz Att 30 dB SWT 442.4 μs VBW 100 kHz Mode Auto FFT Count 100/100</p> <p>IPK Max</p> <p>M1[1] -1.24 dBm 2.4607550 GHz</p> <p>M1</p> <p>CF 2.452 GHz 691 pts Span 55.0 MHz</p> <p>Date: 6.AUG.2021 09:36:39</p>	

Appendix C: 6dB bandwidth

Type	Channel	6dB Bandwidth (MHz)	Limit (MHz)	Result
802.11b	01	9.09	≥0.5	Pass
	06	9.09		
	11	7.14		
802.11g	01	16.02	≥0.5	Pass
	06	14.52		
	11	12.66		
802.11n(HT20)	01	17.22	≥0.5	Pass
	06	15.15		
	11	12.66		
802.11n(HT40)	03	17.70	≥0.5	Pass
	06	35.22		
	09	35.22		

Type:	802.11 b																												
CH01	 <p>Marker Data for CH01:</p> <table border="1"> <thead> <tr> <th>Type</th> <th>Ref</th> <th>Trc</th> <th>X-value</th> <th>Y-value</th> <th>Function</th> <th>Function Result</th> </tr> </thead> <tbody> <tr> <td>M1</td> <td></td> <td>1</td> <td>2.40747 GHz</td> <td>1.81 dBm</td> <td></td> <td></td> </tr> <tr> <td>M2</td> <td></td> <td>1</td> <td>2.41251 GHz</td> <td>7.88 dBm</td> <td></td> <td></td> </tr> <tr> <td>D3</td> <td>M1</td> <td>1</td> <td>9.09 MHz</td> <td>-0.42 dB</td> <td></td> <td></td> </tr> </tbody> </table> <p>Date: 6.AUG.2021 08:55:21</p>	Type	Ref	Trc	X-value	Y-value	Function	Function Result	M1		1	2.40747 GHz	1.81 dBm			M2		1	2.41251 GHz	7.88 dBm			D3	M1	1	9.09 MHz	-0.42 dB		
Type	Ref	Trc	X-value	Y-value	Function	Function Result																							
M1		1	2.40747 GHz	1.81 dBm																									
M2		1	2.41251 GHz	7.88 dBm																									
D3	M1	1	9.09 MHz	-0.42 dB																									
CH06	 <p>Marker Data for CH06:</p> <table border="1"> <thead> <tr> <th>Type</th> <th>Ref</th> <th>Trc</th> <th>X-value</th> <th>Y-value</th> <th>Function</th> <th>Function Result</th> </tr> </thead> <tbody> <tr> <td>M1</td> <td></td> <td>1</td> <td>2.43196 GHz</td> <td>-0.01 dBm</td> <td></td> <td></td> </tr> <tr> <td>M2</td> <td></td> <td>1</td> <td>2.4355 GHz</td> <td>6.55 dBm</td> <td></td> <td></td> </tr> <tr> <td>D3</td> <td>M1</td> <td>1</td> <td>9.09 MHz</td> <td>-0.72 dB</td> <td></td> <td></td> </tr> </tbody> </table> <p>Date: 6.AUG.2021 08:59:34</p>	Type	Ref	Trc	X-value	Y-value	Function	Function Result	M1		1	2.43196 GHz	-0.01 dBm			M2		1	2.4355 GHz	6.55 dBm			D3	M1	1	9.09 MHz	-0.72 dB		
Type	Ref	Trc	X-value	Y-value	Function	Function Result																							
M1		1	2.43196 GHz	-0.01 dBm																									
M2		1	2.4355 GHz	6.55 dBm																									
D3	M1	1	9.09 MHz	-0.72 dB																									
CH11	 <p>Marker Data for CH11:</p> <table border="1"> <thead> <tr> <th>Type</th> <th>Ref</th> <th>Trc</th> <th>X-value</th> <th>Y-value</th> <th>Function</th> <th>Function Result</th> </tr> </thead> <tbody> <tr> <td>M1</td> <td></td> <td>1</td> <td>2.45843 GHz</td> <td>0.60 dBm</td> <td></td> <td></td> </tr> <tr> <td>M2</td> <td></td> <td>1</td> <td>2.46149 GHz</td> <td>8.28 dBm</td> <td></td> <td></td> </tr> <tr> <td>D3</td> <td>M1</td> <td>1</td> <td>7.14 MHz</td> <td>-0.51 dB</td> <td></td> <td></td> </tr> </tbody> </table> <p>Date: 6.AUG.2021 09:02:30</p>	Type	Ref	Trc	X-value	Y-value	Function	Function Result	M1		1	2.45843 GHz	0.60 dBm			M2		1	2.46149 GHz	8.28 dBm			D3	M1	1	7.14 MHz	-0.51 dB		
Type	Ref	Trc	X-value	Y-value	Function	Function Result																							
M1		1	2.45843 GHz	0.60 dBm																									
M2		1	2.46149 GHz	8.28 dBm																									
D3	M1	1	7.14 MHz	-0.51 dB																									

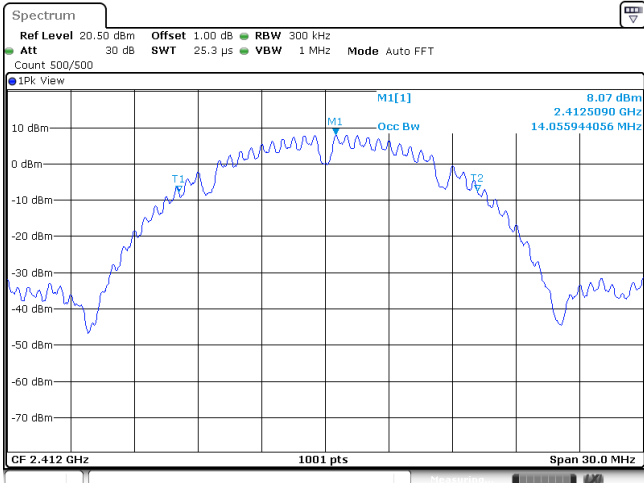
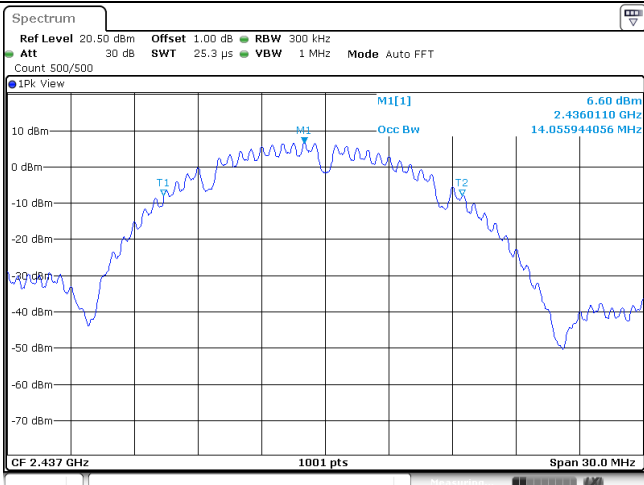
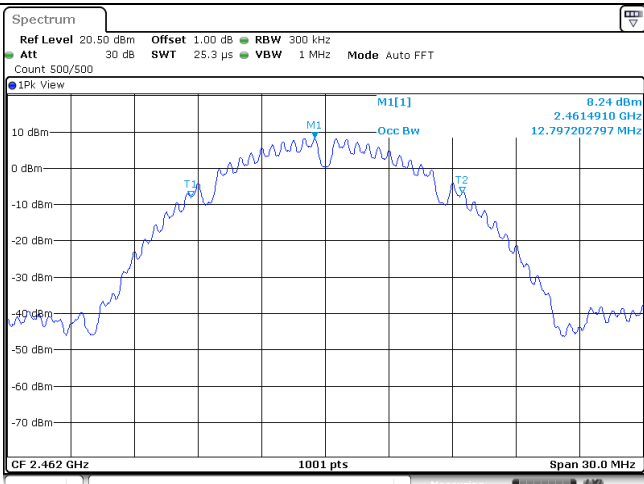
Type:	802.11 g																												
CH01	<p>Spectrum</p> <p>Ref Level 20.50 dBm Offset 1.00 dB RBW 100 kHz Att 30 dB SWT 75.9 μs VBW 300 kHz Mode Auto FFT Count 500/500</p> <p>IPK View</p> <p>CF 2.412 GHz 1001 pts Span 30.0 MHz</p> <table border="1"> <thead> <tr> <th>Type</th> <th>Ref</th> <th>Trc</th> <th>X-value</th> <th>Y-value</th> <th>Function</th> <th>Function Result</th> </tr> </thead> <tbody> <tr> <td>M1</td> <td></td> <td>1</td> <td>2.4042 GHz</td> <td>-2.10 dBm</td> <td></td> <td></td> </tr> <tr> <td>M2</td> <td></td> <td>1</td> <td>2.41701 GHz</td> <td>4.86 dBm</td> <td></td> <td></td> </tr> <tr> <td>D3</td> <td>M1</td> <td>1</td> <td>16.02 MHz</td> <td>-0.11 dB</td> <td></td> <td></td> </tr> </tbody> </table> <p>Date: 6.AUG.2021 09:09:35</p>	Type	Ref	Trc	X-value	Y-value	Function	Function Result	M1		1	2.4042 GHz	-2.10 dBm			M2		1	2.41701 GHz	4.86 dBm			D3	M1	1	16.02 MHz	-0.11 dB		
Type	Ref	Trc	X-value	Y-value	Function	Function Result																							
M1		1	2.4042 GHz	-2.10 dBm																									
M2		1	2.41701 GHz	4.86 dBm																									
D3	M1	1	16.02 MHz	-0.11 dB																									
CH06	<p>Spectrum</p> <p>Ref Level 20.50 dBm Offset 1.00 dB RBW 100 kHz Att 30 dB SWT 75.9 μs VBW 300 kHz Mode Auto FFT Count 500/500</p> <p>IPK View</p> <p>CF 2.437 GHz 1001 pts Span 30.0 MHz</p> <table border="1"> <thead> <tr> <th>Type</th> <th>Ref</th> <th>Trc</th> <th>X-value</th> <th>Y-value</th> <th>Function</th> <th>Function Result</th> </tr> </thead> <tbody> <tr> <td>M1</td> <td></td> <td>1</td> <td>2.42881 GHz</td> <td>-1.57 dBm</td> <td></td> <td></td> </tr> <tr> <td>M2</td> <td></td> <td>1</td> <td>2.43073 GHz</td> <td>5.01 dBm</td> <td></td> <td></td> </tr> <tr> <td>D3</td> <td>M1</td> <td>1</td> <td>14.52 MHz</td> <td>-0.74 dB</td> <td></td> <td></td> </tr> </tbody> </table> <p>Date: 6.AUG.2021 09:11:58</p>	Type	Ref	Trc	X-value	Y-value	Function	Function Result	M1		1	2.42881 GHz	-1.57 dBm			M2		1	2.43073 GHz	5.01 dBm			D3	M1	1	14.52 MHz	-0.74 dB		
Type	Ref	Trc	X-value	Y-value	Function	Function Result																							
M1		1	2.42881 GHz	-1.57 dBm																									
M2		1	2.43073 GHz	5.01 dBm																									
D3	M1	1	14.52 MHz	-0.74 dB																									
CH11	<p>Spectrum</p> <p>Ref Level 20.50 dBm Offset 1.00 dB RBW 100 kHz Att 30 dB SWT 75.9 μs VBW 300 kHz Mode Auto FFT Count 500/500</p> <p>IPK View</p> <p>CF 2.462 GHz 1001 pts Span 30.0 MHz</p> <table border="1"> <thead> <tr> <th>Type</th> <th>Ref</th> <th>Trc</th> <th>X-value</th> <th>Y-value</th> <th>Function</th> <th>Function Result</th> </tr> </thead> <tbody> <tr> <td>M1</td> <td></td> <td>1</td> <td>2.45567 GHz</td> <td>-1.16 dBm</td> <td></td> <td></td> </tr> <tr> <td>M2</td> <td></td> <td>1</td> <td>2.46074 GHz</td> <td>5.66 dBm</td> <td></td> <td></td> </tr> <tr> <td>D3</td> <td>M1</td> <td>1</td> <td>12.66 MHz</td> <td>-0.21 dB</td> <td></td> <td></td> </tr> </tbody> </table> <p>Date: 6.AUG.2021 09:15:57</p>	Type	Ref	Trc	X-value	Y-value	Function	Function Result	M1		1	2.45567 GHz	-1.16 dBm			M2		1	2.46074 GHz	5.66 dBm			D3	M1	1	12.66 MHz	-0.21 dB		
Type	Ref	Trc	X-value	Y-value	Function	Function Result																							
M1		1	2.45567 GHz	-1.16 dBm																									
M2		1	2.46074 GHz	5.66 dBm																									
D3	M1	1	12.66 MHz	-0.21 dB																									

Type:	802.11n(HT20)																												
CH01	<p>Spectrum Ref Level 20.50 dBm Offset 1.00 dB RBW 100 kHz Att 30 dB SWT 75.9 μs VBW 300 kHz Mode Auto FFT Count 500/500</p> <p>IPK View</p> <p>CF 2.412 GHz 1001 pts Span 30.0 MHz</p> <table border="1"> <thead> <tr> <th>Type</th> <th>Ref</th> <th>Trc</th> <th>X-value</th> <th>Y-value</th> <th>Function</th> <th>Function Result</th> </tr> </thead> <tbody> <tr> <td>M1</td> <td></td> <td>1</td> <td>2.4035 GHz</td> <td>-0.92 dBm</td> <td></td> <td></td> </tr> <tr> <td>M2</td> <td></td> <td>1</td> <td>2.41701 GHz</td> <td>5.13 dBm</td> <td></td> <td></td> </tr> <tr> <td>D3</td> <td>M1</td> <td>1</td> <td>17.22 MHz</td> <td>-0.29 dB</td> <td></td> <td></td> </tr> </tbody> </table> <p>Date: 6.AUG.2021 092016</p>	Type	Ref	Trc	X-value	Y-value	Function	Function Result	M1		1	2.4035 GHz	-0.92 dBm			M2		1	2.41701 GHz	5.13 dBm			D3	M1	1	17.22 MHz	-0.29 dB		
Type	Ref	Trc	X-value	Y-value	Function	Function Result																							
M1		1	2.4035 GHz	-0.92 dBm																									
M2		1	2.41701 GHz	5.13 dBm																									
D3	M1	1	17.22 MHz	-0.29 dB																									
CH06	<p>Spectrum Ref Level 20.50 dBm Offset 1.00 dB RBW 100 kHz Att 30 dB SWT 75.9 μs VBW 300 kHz Mode Auto FFT Count 500/500</p> <p>IPK View</p> <p>CF 2.437 GHz 1001 pts Span 30.0 MHz</p> <table border="1"> <thead> <tr> <th>Type</th> <th>Ref</th> <th>Trc</th> <th>X-value</th> <th>Y-value</th> <th>Function</th> <th>Function Result</th> </tr> </thead> <tbody> <tr> <td>M1</td> <td></td> <td>1</td> <td>2.42818 GHz</td> <td>-1.75 dBm</td> <td></td> <td></td> </tr> <tr> <td>M2</td> <td></td> <td>1</td> <td>2.43073 GHz</td> <td>4.67 dBm</td> <td></td> <td></td> </tr> <tr> <td>D3</td> <td>M1</td> <td>1</td> <td>15.15 MHz</td> <td>-0.63 dB</td> <td></td> <td></td> </tr> </tbody> </table> <p>Date: 6.AUG.2021 092320</p>	Type	Ref	Trc	X-value	Y-value	Function	Function Result	M1		1	2.42818 GHz	-1.75 dBm			M2		1	2.43073 GHz	4.67 dBm			D3	M1	1	15.15 MHz	-0.63 dB		
Type	Ref	Trc	X-value	Y-value	Function	Function Result																							
M1		1	2.42818 GHz	-1.75 dBm																									
M2		1	2.43073 GHz	4.67 dBm																									
D3	M1	1	15.15 MHz	-0.63 dB																									
CH11	<p>Spectrum Ref Level 20.50 dBm Offset 1.00 dB RBW 100 kHz Att 30 dB SWT 75.9 μs VBW 300 kHz Mode Auto FFT Count 500/500</p> <p>IPK View</p> <p>CF 2.462 GHz 1001 pts Span 30.0 MHz</p> <table border="1"> <thead> <tr> <th>Type</th> <th>Ref</th> <th>Trc</th> <th>X-value</th> <th>Y-value</th> <th>Function</th> <th>Function Result</th> </tr> </thead> <tbody> <tr> <td>M1</td> <td></td> <td>1</td> <td>2.45567 GHz</td> <td>-1.48 dBm</td> <td></td> <td></td> </tr> <tr> <td>M2</td> <td></td> <td>1</td> <td>2.46326 GHz</td> <td>5.07 dBm</td> <td></td> <td></td> </tr> <tr> <td>D3</td> <td>M1</td> <td>1</td> <td>12.66 MHz</td> <td>-0.11 dB</td> <td></td> <td></td> </tr> </tbody> </table> <p>Date: 6.AUG.2021 092634</p>	Type	Ref	Trc	X-value	Y-value	Function	Function Result	M1		1	2.45567 GHz	-1.48 dBm			M2		1	2.46326 GHz	5.07 dBm			D3	M1	1	12.66 MHz	-0.11 dB		
Type	Ref	Trc	X-value	Y-value	Function	Function Result																							
M1		1	2.45567 GHz	-1.48 dBm																									
M2		1	2.46326 GHz	5.07 dBm																									
D3	M1	1	12.66 MHz	-0.11 dB																									

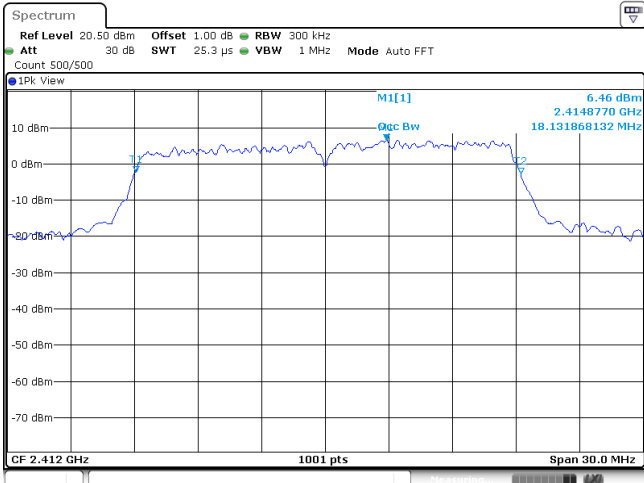
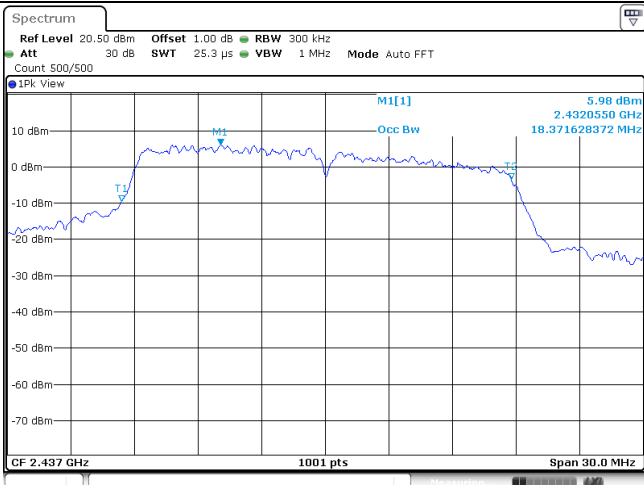
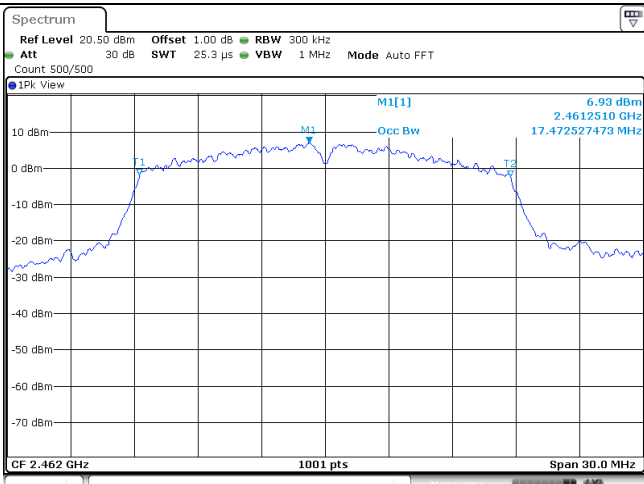
Type:	802.11n(HT40)																												
CH03	<p>Spectrum Ref Level 20.50 dBm Offset 1.00 dB RBW 100 kHz Att 30 dB SWT 132.7 μs VBW 300 kHz Mode Auto FFT Count 500/500</p> <p>CF 2.422 GHz 1001 pts Span 60.0 MHz</p> <table border="1"> <thead> <tr> <th>Type</th> <th>Ref</th> <th>Trc</th> <th>X-value</th> <th>Y-value</th> <th>Function</th> <th>Function Result</th> </tr> </thead> <tbody> <tr> <td>M1</td> <td></td> <td>1</td> <td>2.4169 GHz</td> <td>-4.40 dBm</td> <td></td> <td></td> </tr> <tr> <td>M2</td> <td></td> <td>1</td> <td>2.42698 GHz</td> <td>4.23 dBm</td> <td></td> <td></td> </tr> <tr> <td>D3</td> <td>M1</td> <td>1</td> <td>17.7 MHz</td> <td>1.09 dB</td> <td></td> <td></td> </tr> </tbody> </table> <p>Date: 6.AUG.2021 09:28:59</p>	Type	Ref	Trc	X-value	Y-value	Function	Function Result	M1		1	2.4169 GHz	-4.40 dBm			M2		1	2.42698 GHz	4.23 dBm			D3	M1	1	17.7 MHz	1.09 dB		
Type	Ref	Trc	X-value	Y-value	Function	Function Result																							
M1		1	2.4169 GHz	-4.40 dBm																									
M2		1	2.42698 GHz	4.23 dBm																									
D3	M1	1	17.7 MHz	1.09 dB																									
CH06	<p>Spectrum Ref Level 20.50 dBm Offset 1.00 dB RBW 100 kHz Att 30 dB SWT 132.7 μs VBW 300 kHz Mode Auto FFT Count 500/500</p> <p>CF 2.437 GHz 1001 pts Span 60.0 MHz</p> <table border="1"> <thead> <tr> <th>Type</th> <th>Ref</th> <th>Trc</th> <th>X-value</th> <th>Y-value</th> <th>Function</th> <th>Function Result</th> </tr> </thead> <tbody> <tr> <td>M1</td> <td></td> <td>1</td> <td>2.41942 GHz</td> <td>-5.15 dBm</td> <td></td> <td></td> </tr> <tr> <td>M2</td> <td></td> <td>1</td> <td>2.4295 GHz</td> <td>2.46 dBm</td> <td></td> <td></td> </tr> <tr> <td>D3</td> <td>M1</td> <td>1</td> <td>35.22 MHz</td> <td>-2.66 dB</td> <td></td> <td></td> </tr> </tbody> </table> <p>Date: 6.AUG.2021 09:32:04</p>	Type	Ref	Trc	X-value	Y-value	Function	Function Result	M1		1	2.41942 GHz	-5.15 dBm			M2		1	2.4295 GHz	2.46 dBm			D3	M1	1	35.22 MHz	-2.66 dB		
Type	Ref	Trc	X-value	Y-value	Function	Function Result																							
M1		1	2.41942 GHz	-5.15 dBm																									
M2		1	2.4295 GHz	2.46 dBm																									
D3	M1	1	35.22 MHz	-2.66 dB																									
CH09	<p>Spectrum Ref Level 20.50 dBm Offset 1.00 dB RBW 100 kHz Att 30 dB SWT 132.7 μs VBW 300 kHz Mode Auto FFT Count 500/500</p> <p>CF 2.452 GHz 1001 pts Span 60.0 MHz</p> <table border="1"> <thead> <tr> <th>Type</th> <th>Ref</th> <th>Trc</th> <th>X-value</th> <th>Y-value</th> <th>Function</th> <th>Function Result</th> </tr> </thead> <tbody> <tr> <td>M1</td> <td></td> <td>1</td> <td>2.43436 GHz</td> <td>-5.95 dBm</td> <td></td> <td></td> </tr> <tr> <td>M2</td> <td></td> <td>1</td> <td>2.46076 GHz</td> <td>3.35 dBm</td> <td></td> <td></td> </tr> <tr> <td>D3</td> <td>M1</td> <td>1</td> <td>35.22 MHz</td> <td>3.12 dB</td> <td></td> <td></td> </tr> </tbody> </table> <p>Date: 6.AUG.2021 09:36:20</p>	Type	Ref	Trc	X-value	Y-value	Function	Function Result	M1		1	2.43436 GHz	-5.95 dBm			M2		1	2.46076 GHz	3.35 dBm			D3	M1	1	35.22 MHz	3.12 dB		
Type	Ref	Trc	X-value	Y-value	Function	Function Result																							
M1		1	2.43436 GHz	-5.95 dBm																									
M2		1	2.46076 GHz	3.35 dBm																									
D3	M1	1	35.22 MHz	3.12 dB																									

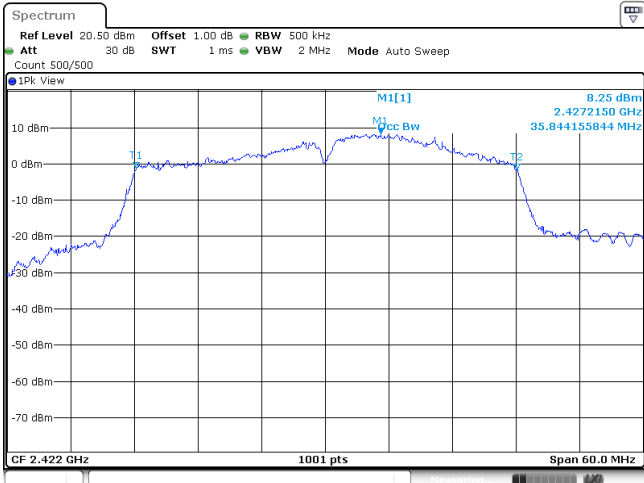
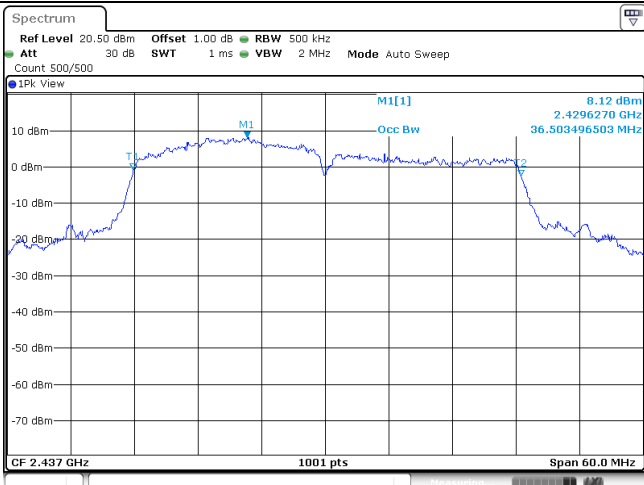
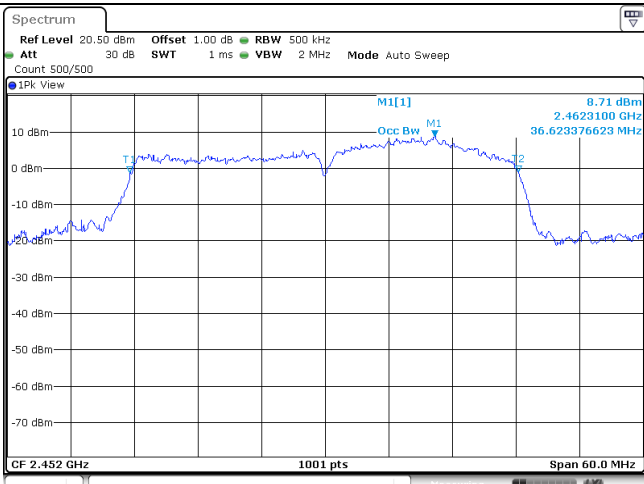
Appendix D: 99% Occupied Bandwidth

Type	Channel	99% Bandwidth (MHz)	Limit (kHz)	Result
802.11b	01	14.06	-	Pass
	06	14.06		
	11	12.80		
802.11g	01	17.38	-	Pass
	06	17.68		
	11	16.39		
802.11n(HT20)	01	18.13	-	Pass
	06	18.37		
	11	17.47		
802.11n(HT40)	03	35.84	-	Pass
	06	36.50		
	09	36.62		

Type:		802.11 b
CH01	 <p>Spectrum</p> <p>Ref Level 20.50 dBm Offset 1.00 dB RBW 300 kHz Att 30 dB SWT 25.3 μs VBW 1 MHz Mode Auto FFT Count 500/500</p> <p>IPK View</p> <p>M1 8.07 dBm M1[1] 2.4125090 GHz Occ Bw 14.055944056 MHz</p> <p>CF 2.412 GHz 1001 pts Span 30.0 MHz</p> <p>Date: 6.AUG.2021 08:55:30</p>	
CH06	 <p>Spectrum</p> <p>Ref Level 20.50 dBm Offset 1.00 dB RBW 300 kHz Att 30 dB SWT 25.3 μs VBW 1 MHz Mode Auto FFT Count 500/500</p> <p>IPK View</p> <p>M1 6.60 dBm M1[1] 2.4369110 GHz Occ Bw 14.055944056 MHz</p> <p>CF 2.437 GHz 1001 pts Span 30.0 MHz</p> <p>Date: 6.AUG.2021 08:59:42</p>	
CH11	 <p>Spectrum</p> <p>Ref Level 20.50 dBm Offset 1.00 dB RBW 300 kHz Att 30 dB SWT 25.3 μs VBW 1 MHz Mode Auto FFT Count 500/500</p> <p>IPK View</p> <p>M1 8.24 dBm M1[1] 2.4614910 GHz Occ Bw 12.797202797 MHz</p> <p>CF 2.462 GHz 1001 pts Span 30.0 MHz</p> <p>Date: 6.AUG.2021 09:02:37</p>	

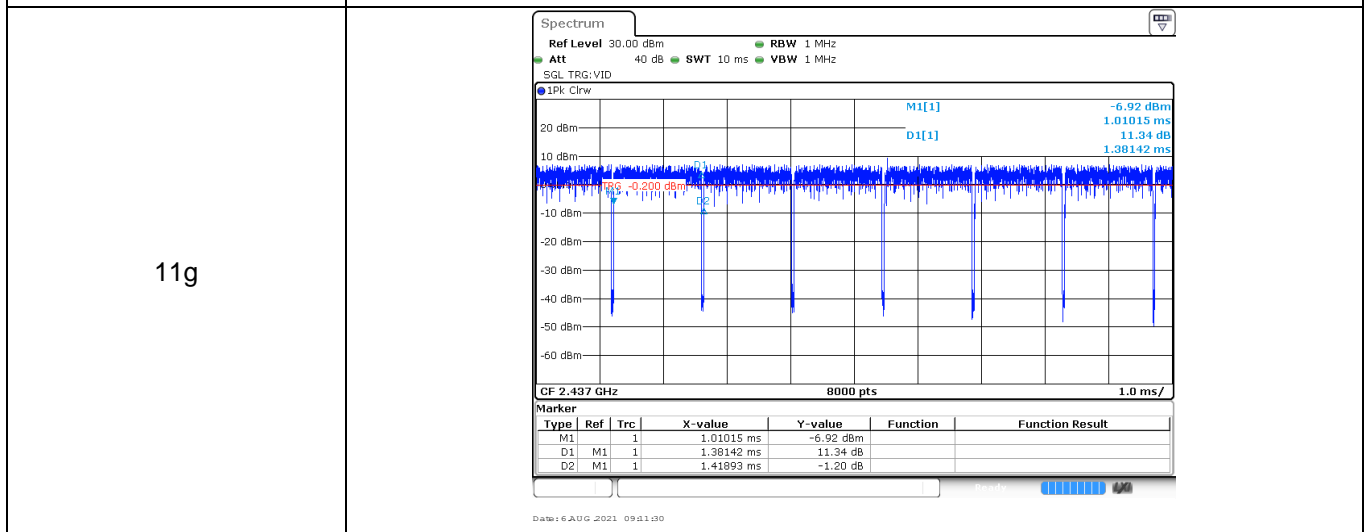
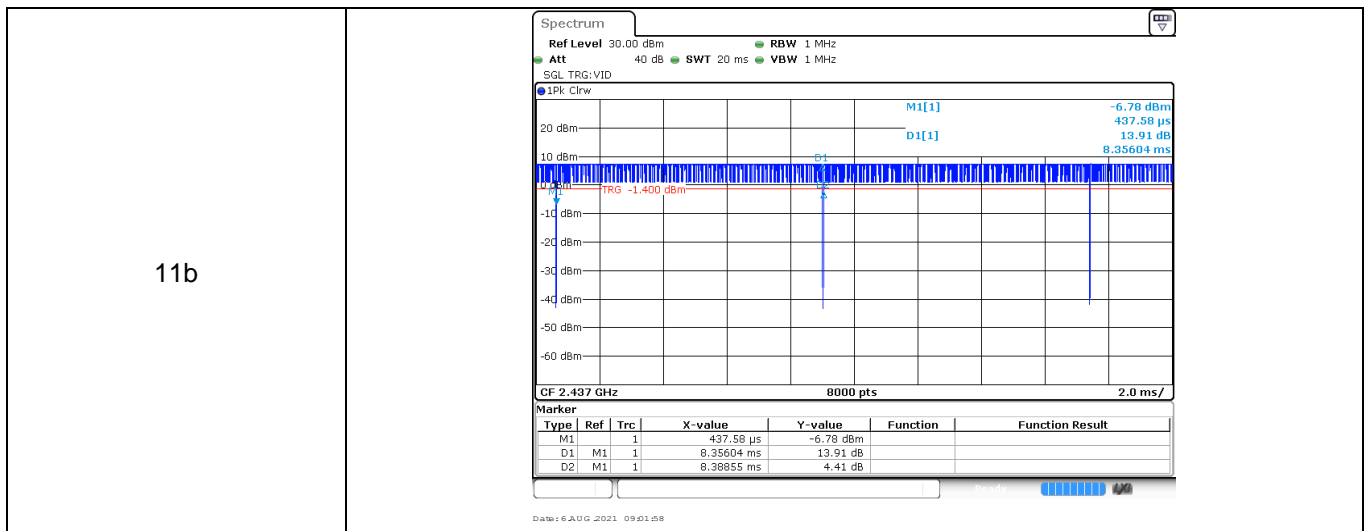
Type:		802.11 g
CH01	<p>7.26 dBm 2.4161360 GHz 17.382617383 MHz</p> <p>CF 2.412 GHz 1001 pts Span 30.0 MHz</p> <p>Date: 6.AUG.2021 09:59:22</p>	
CH06	<p>6.65 dBm 2.4310060 GHz 17.682317682 MHz</p> <p>CF 2.437 GHz 1001 pts Span 30.0 MHz</p> <p>Date: 6.AUG.2021 09:52:06</p>	
CH11	<p>6.99 dBm 2.4614910 GHz 16.393606394 MHz</p> <p>CF 2.462 GHz 1001 pts Span 30.0 MHz</p> <p>Date: 6.AUG.2021 09:56:04</p>	

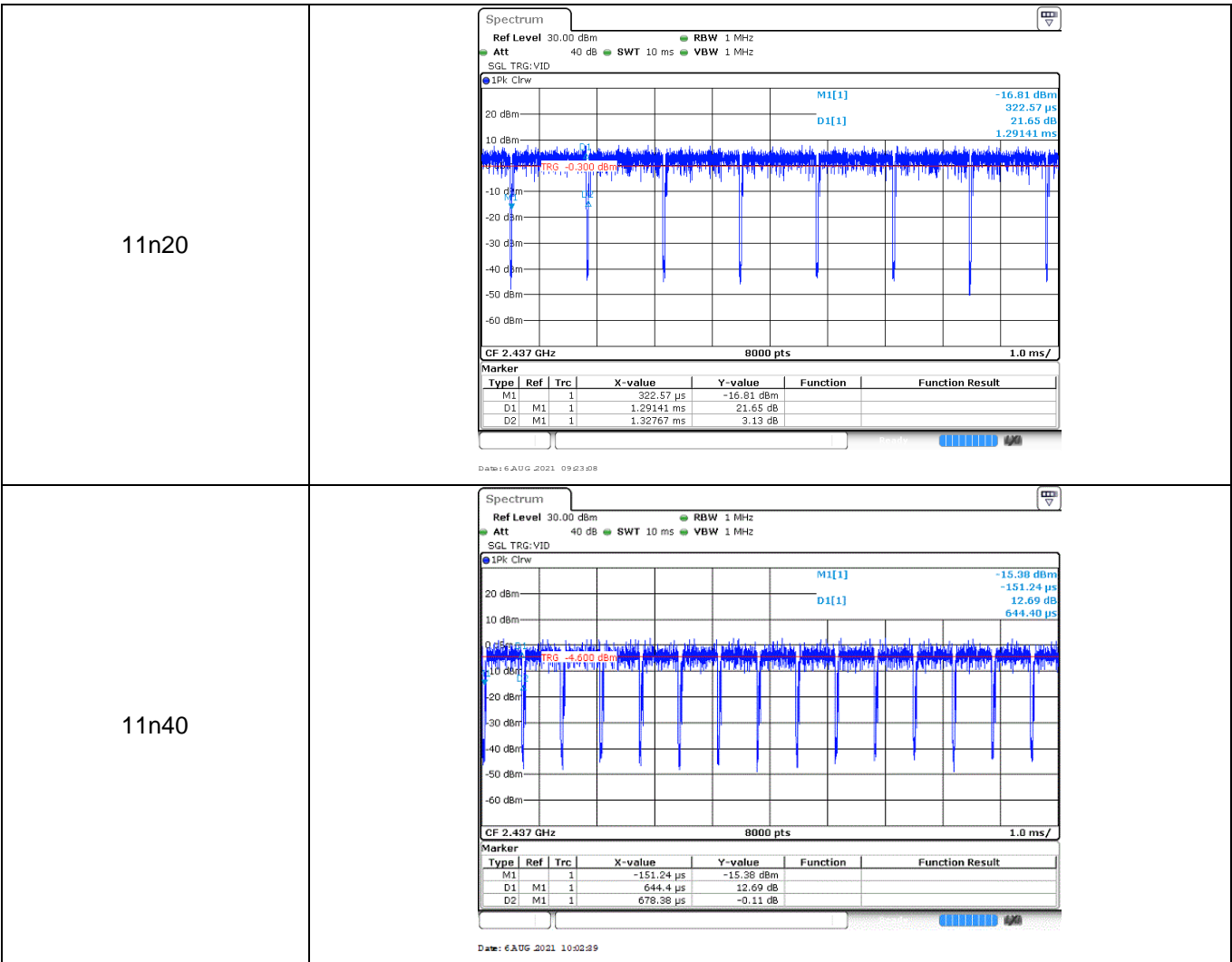
Type:		802.11n(HT20)
CH01	 <p>Spectrum</p> <p>Ref Level 20.50 dBm Offset 1.00 dB RBW 300 kHz Att 30 dB SWT 25.3 μs VBW 1 MHz Mode Auto FFT Count 500/500</p> <p>IPK View</p> <p>M1[1] 6.46 dBm Occ Bw 2.4148770 GHz 18.131868132 MHz</p> <p>CF 2.412 GHz 1001 pts Span 30.0 MHz</p> <p>Date: 6.AUG.2021 09:20:24</p>	
CH06	 <p>Spectrum</p> <p>Ref Level 20.50 dBm Offset 1.00 dB RBW 300 kHz Att 30 dB SWT 25.3 μs VBW 1 MHz Mode Auto FFT Count 500/500</p> <p>IPK View</p> <p>M1[1] 5.98 dBm Occ Bw 2.4320550 GHz 18.371628372 MHz</p> <p>CF 2.437 GHz 1001 pts Span 30.0 MHz</p> <p>Date: 6.AUG.2021 09:23:27</p>	
CH11	 <p>Spectrum</p> <p>Ref Level 20.50 dBm Offset 1.00 dB RBW 300 kHz Att 30 dB SWT 25.3 μs VBW 1 MHz Mode Auto FFT Count 500/500</p> <p>IPK View</p> <p>M1[1] 6.93 dBm Occ Bw 2.4612510 GHz 17.472527473 MHz</p> <p>CF 2.462 GHz 1001 pts Span 30.0 MHz</p> <p>Date: 6.AUG.2021 09:26:42</p>	

Type:		802.11n(HT40)
CH03	 <p>Spectrum plot for CH03. The plot shows a signal peak at 2.4272150 GHz with a power level of 8.25 dBm. The plot includes parameters like Ref Level, Att, Offset, RBW, and Span.</p>	
CH06	 <p>Spectrum plot for CH06. The plot shows a signal peak at 2.4296270 GHz with a power level of 8.12 dBm. The plot includes parameters like Ref Level, Att, Offset, RBW, and Span.</p>	
CH09	 <p>Spectrum plot for CH09. The plot shows a signal peak at 2.4623100 GHz with a power level of 8.71 dBm. The plot includes parameters like Ref Level, Att, Offset, RBW, and Span.</p>	

Appendix E: Duty Cycle

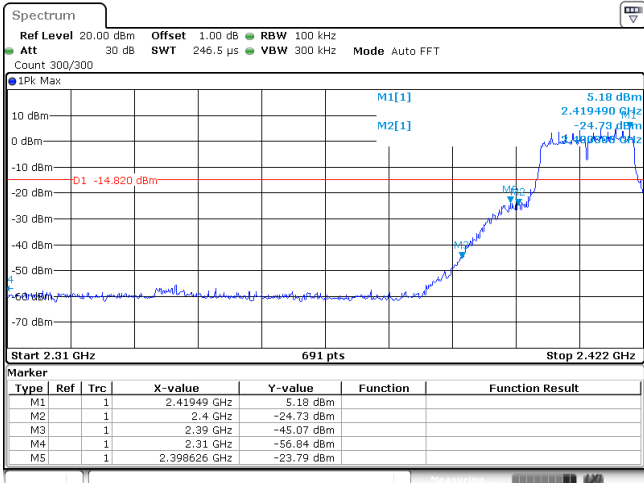
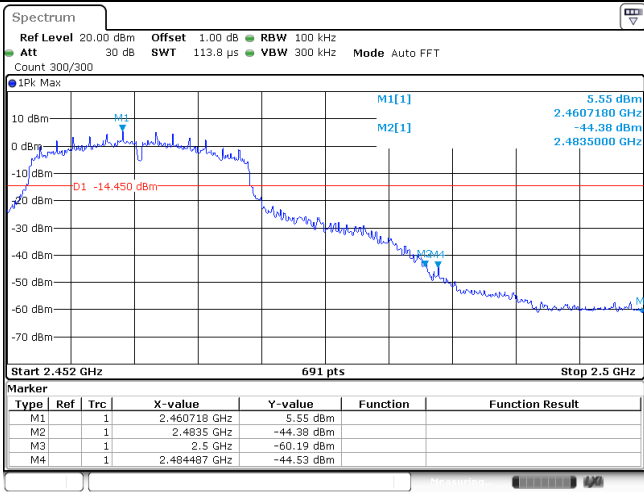
Modulation Type	Test Frequency (MHz)	T _{on time} for single burst (ms)	T _{period} (ms)	Duty cycle	1/T _{on time} (kHz)
11b	2437	8.36	8.39	99.6%	0.1
11g	2437	1.38	1.42	97.2%	0.7
11n20	2437	1.29	1.33	97.0%	0.8
11n40	2437	0.64	0.68	94.1%	1.6

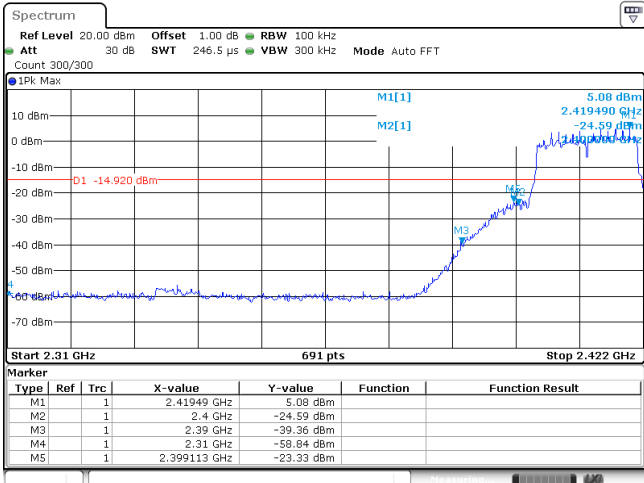
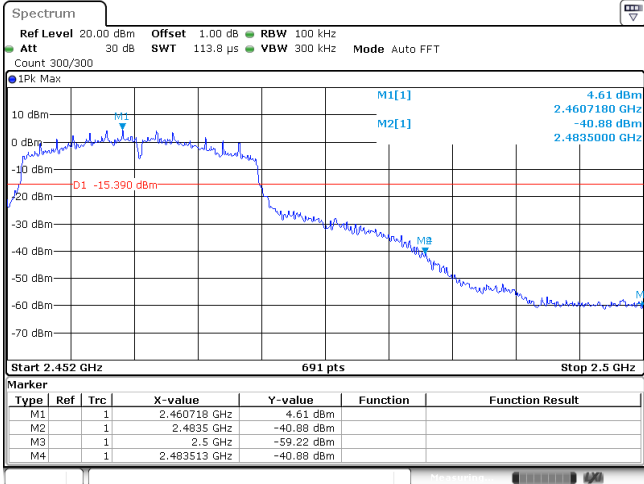


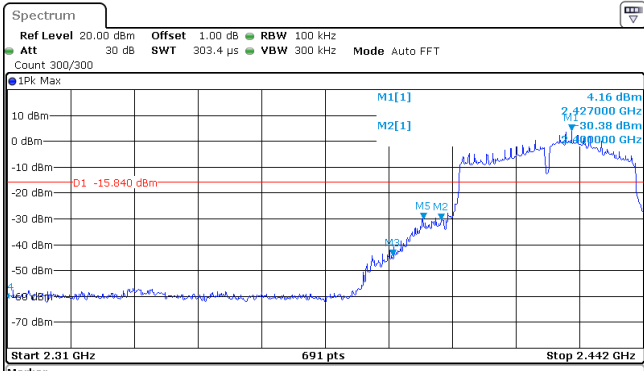
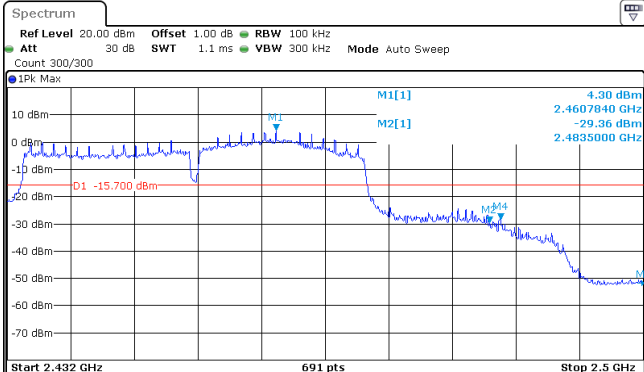


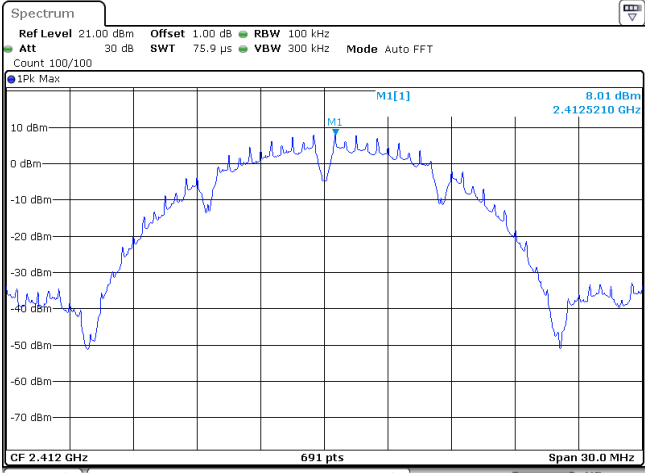
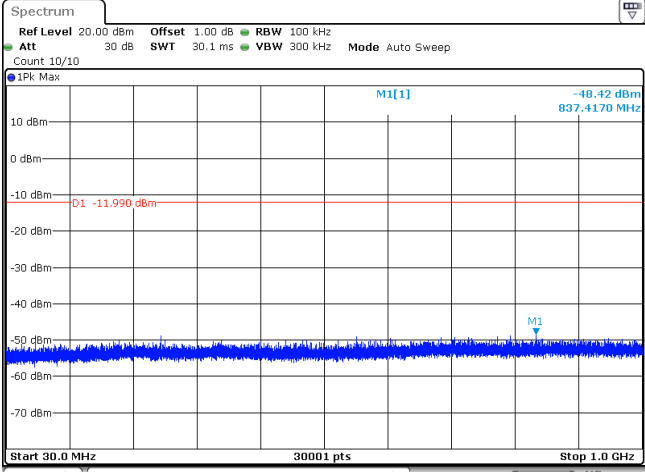
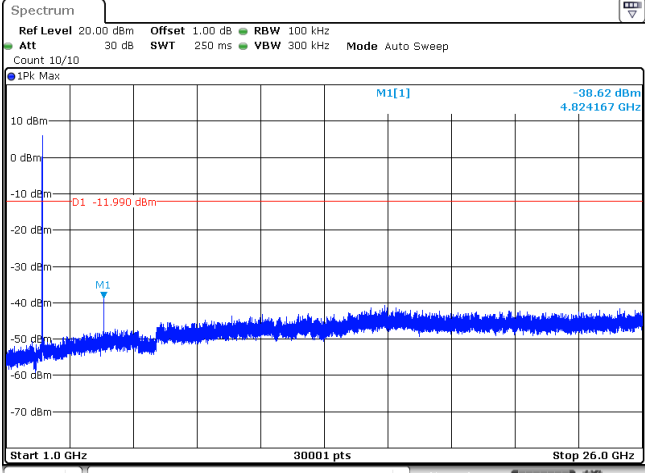
Appendix F: Band edge and Spurious Emissions (conducted)

Test Item:	Bandedge	Type:	802.11 b																																																
CH01	<p>Spectrum Ref Level 20.00 dBm Offset 1.00 dB RBW 100 kHz Att 30 dB SWT 246.5 μs VBW 300 kHz Mode Auto FFT Count 300/300 1Pk Max</p> <table border="1"> <thead> <tr> <th>Marker</th> <th>Type</th> <th>Ref</th> <th>Trc</th> <th>X-value</th> <th>Y-value</th> <th>Function</th> <th>Function Result</th> </tr> </thead> <tbody> <tr> <td>M1</td> <td>1</td> <td></td> <td></td> <td>2.41446 GHz</td> <td>7.00 dBm</td> <td></td> <td></td> </tr> <tr> <td>M2</td> <td>1</td> <td></td> <td></td> <td>2.4 GHz</td> <td>-38.21 dBm</td> <td></td> <td></td> </tr> <tr> <td>M3</td> <td>1</td> <td></td> <td></td> <td>2.39 GHz</td> <td>-59.34 dBm</td> <td></td> <td></td> </tr> <tr> <td>M4</td> <td>1</td> <td></td> <td></td> <td>2.31 GHz</td> <td>-58.46 dBm</td> <td></td> <td></td> </tr> <tr> <td>M5</td> <td>1</td> <td></td> <td></td> <td>2.396516 GHz</td> <td>-32.98 dBm</td> <td></td> <td></td> </tr> </tbody> </table> <p>Start 2.31 GHz 691 pts Stop 2.422 GHz Date: 6 AUG 2021 08:56:21</p>			Marker	Type	Ref	Trc	X-value	Y-value	Function	Function Result	M1	1			2.41446 GHz	7.00 dBm			M2	1			2.4 GHz	-38.21 dBm			M3	1			2.39 GHz	-59.34 dBm			M4	1			2.31 GHz	-58.46 dBm			M5	1			2.396516 GHz	-32.98 dBm		
Marker	Type	Ref	Trc	X-value	Y-value	Function	Function Result																																												
M1	1			2.41446 GHz	7.00 dBm																																														
M2	1			2.4 GHz	-38.21 dBm																																														
M3	1			2.39 GHz	-59.34 dBm																																														
M4	1			2.31 GHz	-58.46 dBm																																														
M5	1			2.396516 GHz	-32.98 dBm																																														
CH11	<p>Spectrum Ref Level 20.00 dBm Offset 1.00 dB RBW 100 kHz Att 30 dB SWT 113.8 μs VBW 300 kHz Mode Auto FFT Count 300/300 1Pk Max</p> <table border="1"> <thead> <tr> <th>Marker</th> <th>Type</th> <th>Ref</th> <th>Trc</th> <th>X-value</th> <th>Y-value</th> <th>Function</th> <th>Function Result</th> </tr> </thead> <tbody> <tr> <td>M1</td> <td>1</td> <td></td> <td></td> <td>2.461482 GHz</td> <td>8.16 dBm</td> <td></td> <td></td> </tr> <tr> <td>M2</td> <td>1</td> <td></td> <td></td> <td>2.4835 GHz</td> <td>-57.93 dBm</td> <td></td> <td></td> </tr> <tr> <td>M3</td> <td>1</td> <td></td> <td></td> <td>2.5 GHz</td> <td>-59.66 dBm</td> <td></td> <td></td> </tr> <tr> <td>M4</td> <td>1</td> <td></td> <td></td> <td>2.4964522 GHz</td> <td>-56.15 dBm</td> <td></td> <td></td> </tr> </tbody> </table> <p>Start 2.452 GHz 691 pts Stop 2.5 GHz Date: 6 AUG 2021 09:03:16</p>			Marker	Type	Ref	Trc	X-value	Y-value	Function	Function Result	M1	1			2.461482 GHz	8.16 dBm			M2	1			2.4835 GHz	-57.93 dBm			M3	1			2.5 GHz	-59.66 dBm			M4	1			2.4964522 GHz	-56.15 dBm										
Marker	Type	Ref	Trc	X-value	Y-value	Function	Function Result																																												
M1	1			2.461482 GHz	8.16 dBm																																														
M2	1			2.4835 GHz	-57.93 dBm																																														
M3	1			2.5 GHz	-59.66 dBm																																														
M4	1			2.4964522 GHz	-56.15 dBm																																														

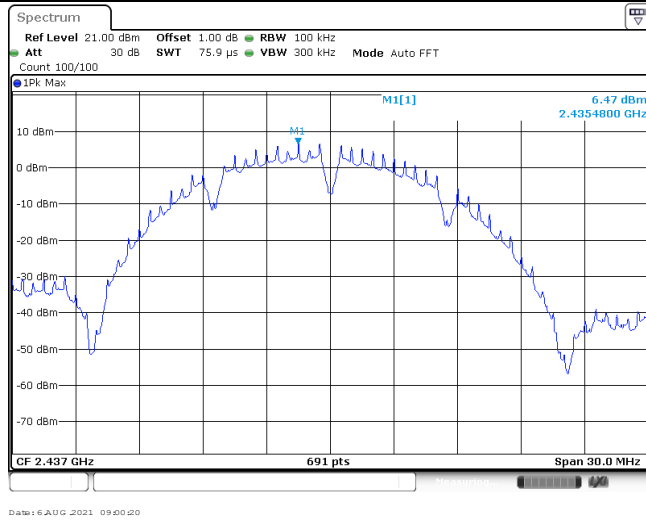
Test Item:	Bandedge	Type:	802.11 g																																																
CH01	 <p>Spectrum Ref Level 20.00 dBm Offset 1.00 dB RBW 100 kHz Att 30 dB SWI 246.5 μs VBW 300 kHz Mode Auto FFT Count 300/300</p> <p>Start 2.31 GHz 691 pts Stop 2.422 GHz</p> <table border="1"> <thead> <tr> <th>Marker</th> <th>Type</th> <th>Ref</th> <th>Trc</th> <th>X-value</th> <th>Y-value</th> <th>Function</th> <th>Function Result</th> </tr> </thead> <tbody> <tr> <td>M1</td> <td>1</td> <td></td> <td></td> <td>2.41949 GHz</td> <td>-5.18 dBm</td> <td></td> <td></td> </tr> <tr> <td>M2</td> <td>1</td> <td></td> <td></td> <td>2.4 GHz</td> <td>-24.79 dBm</td> <td></td> <td></td> </tr> <tr> <td>M3</td> <td>1</td> <td></td> <td></td> <td>2.39 GHz</td> <td>-45.07 dBm</td> <td></td> <td></td> </tr> <tr> <td>M4</td> <td>1</td> <td></td> <td></td> <td>2.31 GHz</td> <td>-56.84 dBm</td> <td></td> <td></td> </tr> <tr> <td>M5</td> <td>1</td> <td></td> <td></td> <td>2.398626 GHz</td> <td>-23.79 dBm</td> <td></td> <td></td> </tr> </tbody> </table> <p>Date: 6.AUG.2021 09:03:14</p>			Marker	Type	Ref	Trc	X-value	Y-value	Function	Function Result	M1	1			2.41949 GHz	-5.18 dBm			M2	1			2.4 GHz	-24.79 dBm			M3	1			2.39 GHz	-45.07 dBm			M4	1			2.31 GHz	-56.84 dBm			M5	1			2.398626 GHz	-23.79 dBm		
Marker	Type	Ref	Trc	X-value	Y-value	Function	Function Result																																												
M1	1			2.41949 GHz	-5.18 dBm																																														
M2	1			2.4 GHz	-24.79 dBm																																														
M3	1			2.39 GHz	-45.07 dBm																																														
M4	1			2.31 GHz	-56.84 dBm																																														
M5	1			2.398626 GHz	-23.79 dBm																																														
CH11	 <p>Spectrum Ref Level 20.00 dBm Offset 1.00 dB RBW 100 kHz Att 30 dB SWI 113.8 μs VBW 300 kHz Mode Auto FFT Count 300/300</p> <p>Start 2.452 GHz 691 pts Stop 2.5 GHz</p> <table border="1"> <thead> <tr> <th>Marker</th> <th>Type</th> <th>Ref</th> <th>Trc</th> <th>X-value</th> <th>Y-value</th> <th>Function</th> <th>Function Result</th> </tr> </thead> <tbody> <tr> <td>M1</td> <td>1</td> <td></td> <td></td> <td>2.460718 GHz</td> <td>-5.55 dBm</td> <td></td> <td></td> </tr> <tr> <td>M2</td> <td>1</td> <td></td> <td></td> <td>2.4835 GHz</td> <td>-44.38 dBm</td> <td></td> <td></td> </tr> <tr> <td>M3</td> <td>1</td> <td></td> <td></td> <td>2.5 GHz</td> <td>-60.19 dBm</td> <td></td> <td></td> </tr> <tr> <td>M4</td> <td>1</td> <td></td> <td></td> <td>2.484487 GHz</td> <td>-44.53 dBm</td> <td></td> <td></td> </tr> </tbody> </table> <p>Date: 6.AUG.2021 09:07:54</p>			Marker	Type	Ref	Trc	X-value	Y-value	Function	Function Result	M1	1			2.460718 GHz	-5.55 dBm			M2	1			2.4835 GHz	-44.38 dBm			M3	1			2.5 GHz	-60.19 dBm			M4	1			2.484487 GHz	-44.53 dBm										
Marker	Type	Ref	Trc	X-value	Y-value	Function	Function Result																																												
M1	1			2.460718 GHz	-5.55 dBm																																														
M2	1			2.4835 GHz	-44.38 dBm																																														
M3	1			2.5 GHz	-60.19 dBm																																														
M4	1			2.484487 GHz	-44.53 dBm																																														

Test Item:	Bandedge	Type:	802.11 n(HT20)																																																
CH01	 <p>Spectrum Ref Level 20.00 dBm Offset 1.00 dB RBW 100 kHz Att 30 dB SWT 246.5 μs VBW 300 kHz Mode Auto FFT Count 300/300</p> <p>1PK Max</p> <p>Start 2.31 GHz 691 pts Stop 2.422 GHz</p> <table border="1"> <thead> <tr> <th>Marker</th> <th>Type</th> <th>Ref</th> <th>Trc</th> <th>X-value</th> <th>Y-value</th> <th>Function</th> <th>Function Result</th> </tr> </thead> <tbody> <tr> <td>M1</td> <td>1</td> <td>1</td> <td></td> <td>2.41949 GHz</td> <td>-5.00 dBm</td> <td></td> <td></td> </tr> <tr> <td>M2</td> <td>1</td> <td>1</td> <td></td> <td>2.4 GHz</td> <td>-24.59 dBm</td> <td></td> <td></td> </tr> <tr> <td>M3</td> <td>1</td> <td>1</td> <td></td> <td>2.39 GHz</td> <td>-39.36 dBm</td> <td></td> <td></td> </tr> <tr> <td>M4</td> <td>1</td> <td>1</td> <td></td> <td>2.31 GHz</td> <td>-58.84 dBm</td> <td></td> <td></td> </tr> <tr> <td>M5</td> <td>1</td> <td>1</td> <td></td> <td>2.39913 GHz</td> <td>-23.33 dBm</td> <td></td> <td></td> </tr> </tbody> </table> <p>Date: 6.AUG.2021 09:21:20</p>			Marker	Type	Ref	Trc	X-value	Y-value	Function	Function Result	M1	1	1		2.41949 GHz	-5.00 dBm			M2	1	1		2.4 GHz	-24.59 dBm			M3	1	1		2.39 GHz	-39.36 dBm			M4	1	1		2.31 GHz	-58.84 dBm			M5	1	1		2.39913 GHz	-23.33 dBm		
Marker	Type	Ref	Trc	X-value	Y-value	Function	Function Result																																												
M1	1	1		2.41949 GHz	-5.00 dBm																																														
M2	1	1		2.4 GHz	-24.59 dBm																																														
M3	1	1		2.39 GHz	-39.36 dBm																																														
M4	1	1		2.31 GHz	-58.84 dBm																																														
M5	1	1		2.39913 GHz	-23.33 dBm																																														
CH11	 <p>Spectrum Ref Level 20.00 dBm Offset 1.00 dB RBW 100 kHz Att 30 dB SWT 113.8 μs VBW 300 kHz Mode Auto FFT Count 300/300</p> <p>1PK Max</p> <p>Start 2.452 GHz 691 pts Stop 2.5 GHz</p> <table border="1"> <thead> <tr> <th>Marker</th> <th>Type</th> <th>Ref</th> <th>Trc</th> <th>X-value</th> <th>Y-value</th> <th>Function</th> <th>Function Result</th> </tr> </thead> <tbody> <tr> <td>M1</td> <td>1</td> <td>1</td> <td></td> <td>2.460718 GHz</td> <td>4.61 dBm</td> <td></td> <td></td> </tr> <tr> <td>M2</td> <td>1</td> <td>1</td> <td></td> <td>2.4835 GHz</td> <td>-40.88 dBm</td> <td></td> <td></td> </tr> <tr> <td>M3</td> <td>1</td> <td>1</td> <td></td> <td>2.5 GHz</td> <td>-59.22 dBm</td> <td></td> <td></td> </tr> <tr> <td>M4</td> <td>1</td> <td>1</td> <td></td> <td>2.483513 GHz</td> <td>-40.88 dBm</td> <td></td> <td></td> </tr> </tbody> </table> <p>Date: 6.AUG.2021 09:27:42</p>			Marker	Type	Ref	Trc	X-value	Y-value	Function	Function Result	M1	1	1		2.460718 GHz	4.61 dBm			M2	1	1		2.4835 GHz	-40.88 dBm			M3	1	1		2.5 GHz	-59.22 dBm			M4	1	1		2.483513 GHz	-40.88 dBm										
Marker	Type	Ref	Trc	X-value	Y-value	Function	Function Result																																												
M1	1	1		2.460718 GHz	4.61 dBm																																														
M2	1	1		2.4835 GHz	-40.88 dBm																																														
M3	1	1		2.5 GHz	-59.22 dBm																																														
M4	1	1		2.483513 GHz	-40.88 dBm																																														

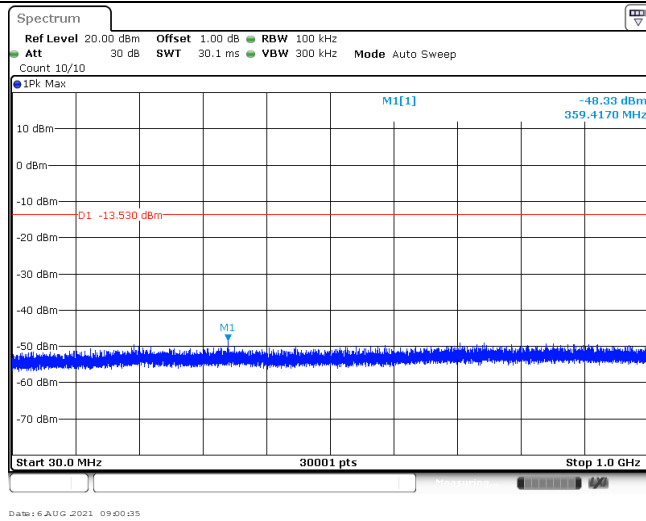
Test Item:	Bandedge	Type:	802.11 n(HT40)																																										
CH03	 <p>Marker</p> <table border="1" data-bbox="686 593 1332 694"> <thead> <tr> <th>Type</th> <th>Ref</th> <th>Trc</th> <th>X-value</th> <th>Y-value</th> <th>Function</th> <th>Function Result</th> </tr> </thead> <tbody> <tr> <td>M1</td> <td>1</td> <td>1</td> <td>2.427 GHz</td> <td>-4.16 dBm</td> <td></td> <td></td> </tr> <tr> <td>M2</td> <td>1</td> <td>1</td> <td>2.4 GHz</td> <td>-30.38 dBm</td> <td></td> <td></td> </tr> <tr> <td>M3</td> <td>1</td> <td>1</td> <td>2.39 GHz</td> <td>-45.54 dBm</td> <td></td> <td></td> </tr> <tr> <td>M4</td> <td>1</td> <td>1</td> <td>2.31 GHz</td> <td>-59.63 dBm</td> <td></td> <td></td> </tr> <tr> <td>M5</td> <td>1</td> <td>1</td> <td>2.396278 GHz</td> <td>-30.05 dBm</td> <td></td> <td></td> </tr> </tbody> </table> <p>Date: 6.AUG.2021 09:30:01</p>			Type	Ref	Trc	X-value	Y-value	Function	Function Result	M1	1	1	2.427 GHz	-4.16 dBm			M2	1	1	2.4 GHz	-30.38 dBm			M3	1	1	2.39 GHz	-45.54 dBm			M4	1	1	2.31 GHz	-59.63 dBm			M5	1	1	2.396278 GHz	-30.05 dBm		
Type	Ref	Trc	X-value	Y-value	Function	Function Result																																							
M1	1	1	2.427 GHz	-4.16 dBm																																									
M2	1	1	2.4 GHz	-30.38 dBm																																									
M3	1	1	2.39 GHz	-45.54 dBm																																									
M4	1	1	2.31 GHz	-59.63 dBm																																									
M5	1	1	2.396278 GHz	-30.05 dBm																																									
CH09	 <p>Marker</p> <table border="1" data-bbox="686 1124 1332 1225"> <thead> <tr> <th>Type</th> <th>Ref</th> <th>Trc</th> <th>X-value</th> <th>Y-value</th> <th>Function</th> <th>Function Result</th> </tr> </thead> <tbody> <tr> <td>M1</td> <td>1</td> <td>1</td> <td>2.460784 GHz</td> <td>-4.30 dBm</td> <td></td> <td></td> </tr> <tr> <td>M2</td> <td>1</td> <td>1</td> <td>2.4835 GHz</td> <td>-29.36 dBm</td> <td></td> <td></td> </tr> <tr> <td>M3</td> <td>1</td> <td>1</td> <td>2.5 GHz</td> <td>-51.82 dBm</td> <td></td> <td></td> </tr> <tr> <td>M4</td> <td>1</td> <td>1</td> <td>2.4847246 GHz</td> <td>-28.41 dBm</td> <td></td> <td></td> </tr> </tbody> </table> <p>Date: 6.AUG.2021 09:36:48</p>			Type	Ref	Trc	X-value	Y-value	Function	Function Result	M1	1	1	2.460784 GHz	-4.30 dBm			M2	1	1	2.4835 GHz	-29.36 dBm			M3	1	1	2.5 GHz	-51.82 dBm			M4	1	1	2.4847246 GHz	-28.41 dBm									
Type	Ref	Trc	X-value	Y-value	Function	Function Result																																							
M1	1	1	2.460784 GHz	-4.30 dBm																																									
M2	1	1	2.4835 GHz	-29.36 dBm																																									
M3	1	1	2.5 GHz	-51.82 dBm																																									
M4	1	1	2.4847246 GHz	-28.41 dBm																																									

Test Item:	SE	Type:	802.11b
<p>CH01 Reference level</p>			
<p>CH01 30MHz~1000MHz</p>			
<p>CH01 1GHz~26GHz</p>			

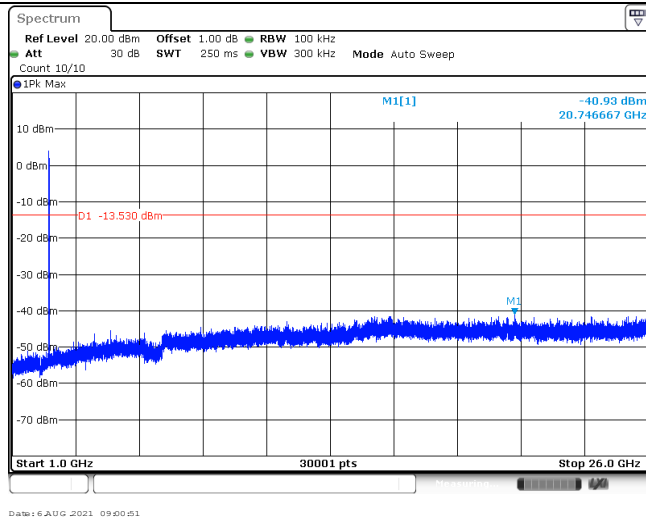
CH06
Reference level



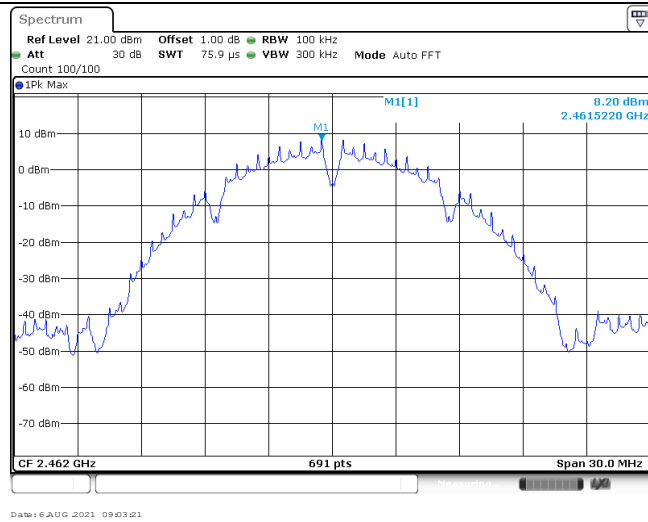
CH06
30MHz~1000MHz



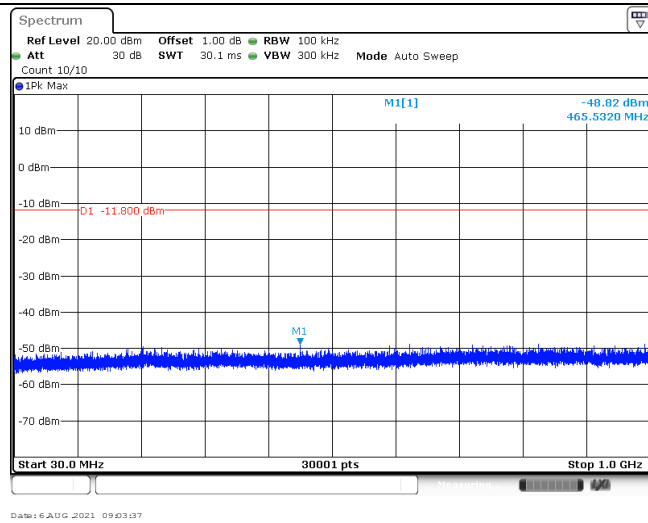
CH06
1GHz~26GHz



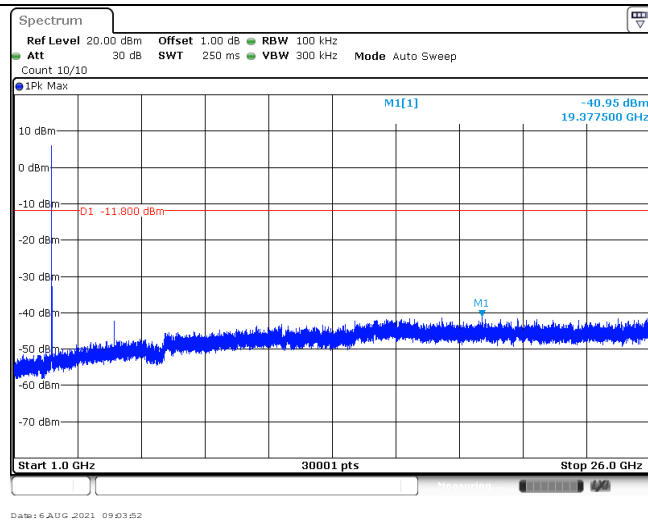
CH11
Reference level



CH11
30MHz~1000MHz



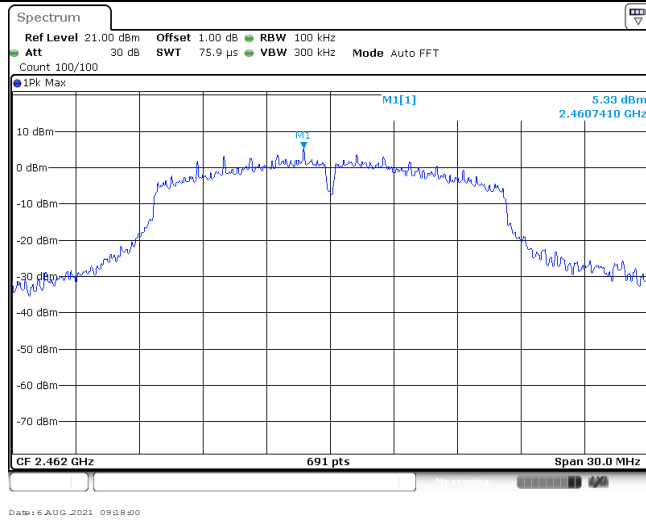
CH11
1GHz~26GHz



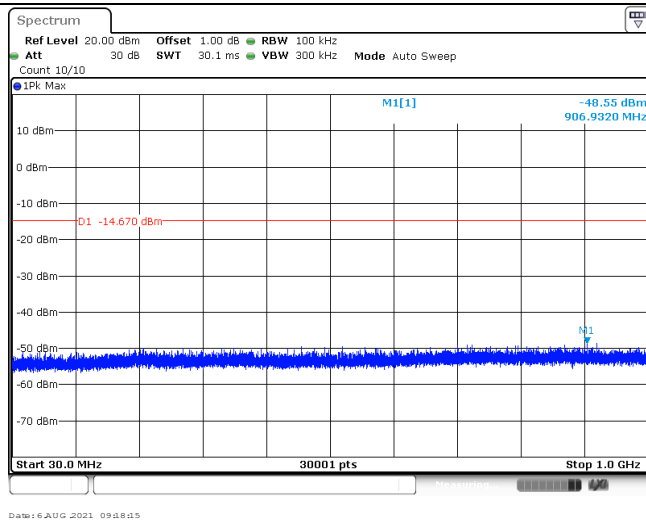
Test Item:	SE	Type:	802.11g
<p>CH01 Reference level</p>			
<p>CH01 30MHz~1000MHz</p>			
<p>CH01 1GHz~26GHz</p>			

<p>CH06 Reference level</p>	<p>Spectrum Ref Level 21.00 dBm Offset 1.00 dB RBW 100 kHz Att 30 dB SWT 75.9 μs VBW 300 kHz Mode Auto FFT Count 100/100 1Pk Max M1[1] 2.04 dBm 2.4319640 GHz M1 CF 2.437 GHz 691 pts Span 30.0 MHz Date: 6 AUG 2021 09:22:51</p>
<p>CH06 30MHz~1000MHz</p>	<p>Spectrum Ref Level 20.00 dBm Offset 1.00 dB RBW 100 kHz Att 30 dB SWT 30.1 ms VBW 300 kHz Mode Auto Sweep Count 10/10 1Pk Max M1[1] -49.75 dBm 999.8220 MHz D1 -17.960 dBm Start 30.0 MHz 30001 pts Stop 1.0 GHz Date: 6 AUG 2021 09:33:06</p>
<p>CH06 1GHz~26GHz</p>	<p>Spectrum Ref Level 20.00 dBm Offset 1.00 dB RBW 100 kHz Att 30 dB SWT 250 ms VBW 300 kHz Mode Auto Sweep Count 10/10 1Pk Max M1[1] -41.09 dBm 15.165000 GHz D1 -17.960 dBm M1 Start 1.0 GHz 30001 pts Stop 26.0 GHz Date: 6 AUG 2021 09:33:21</p>

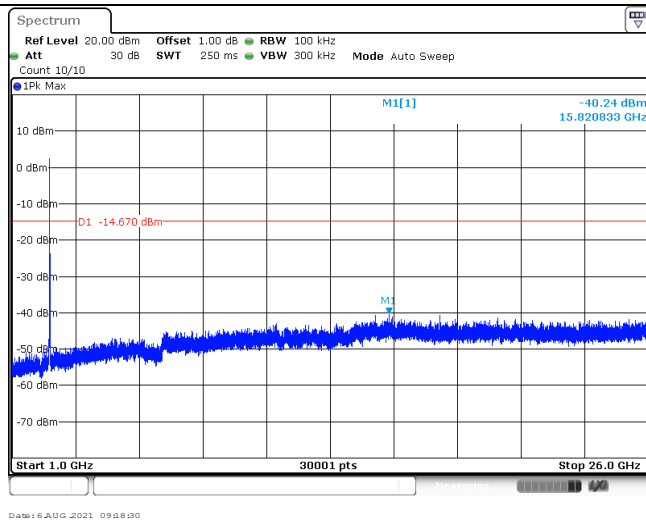
CH11
Reference level

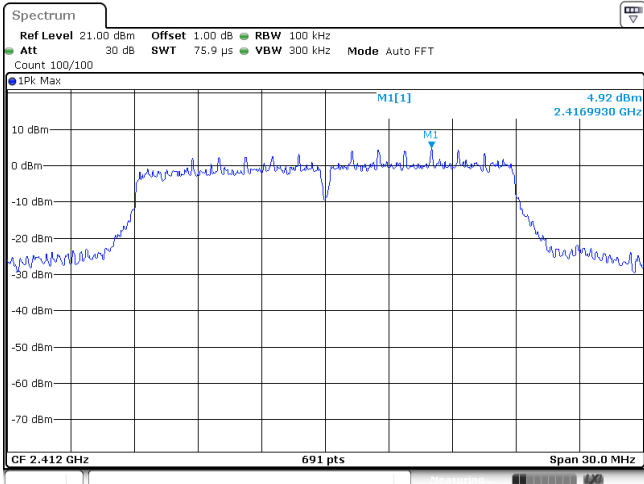
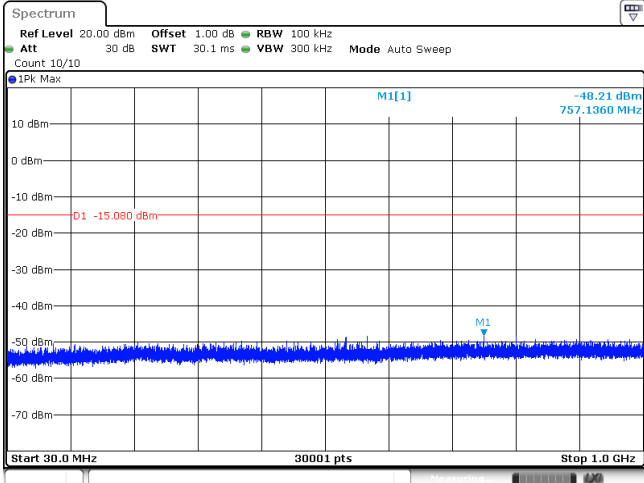
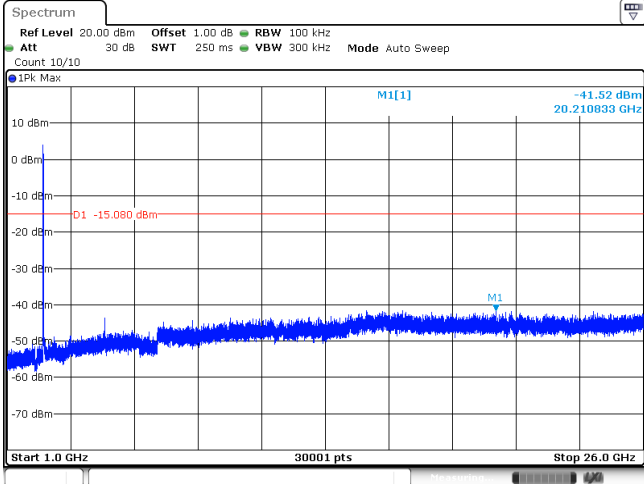


CH11
30MHz~1000MHz

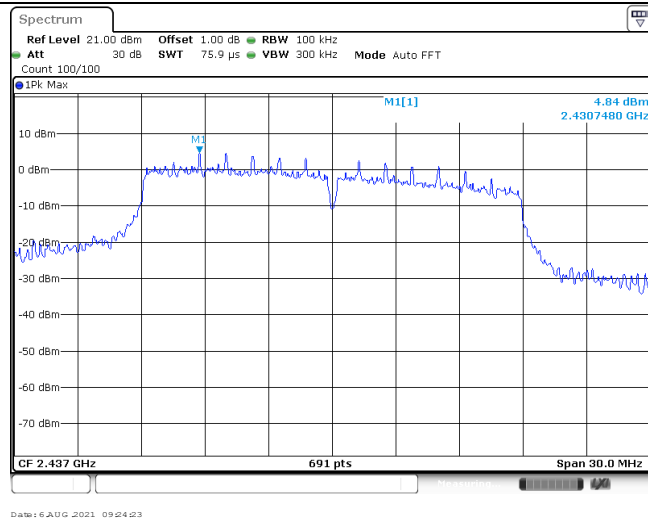


CH11
1GHz~26GHz

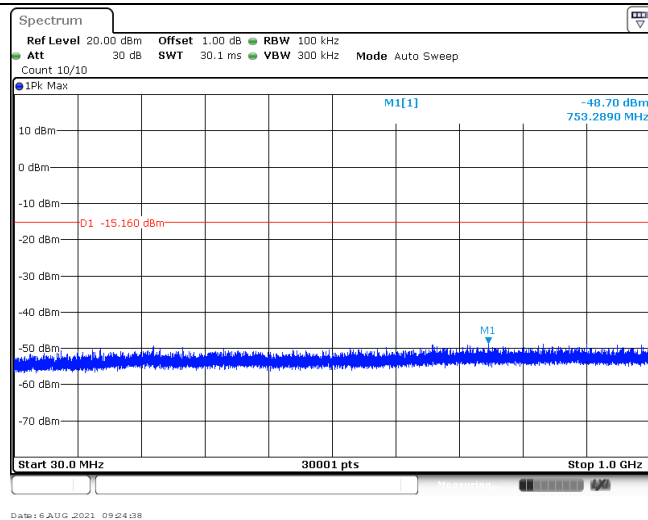


Test Item:	SE	Type:	802.11n(HT20)
<p>CH01 Reference level</p>			
<p>CH01 30MHz~1000MHz</p>			
<p>CH01 1GHz~26GHz</p>			

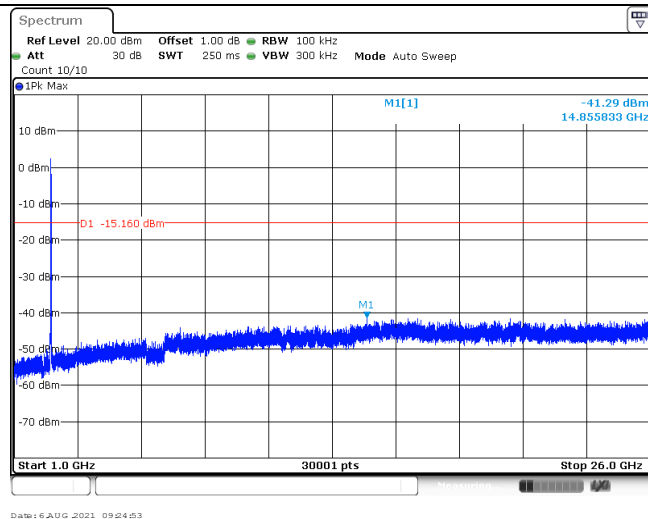
CH06
Reference level



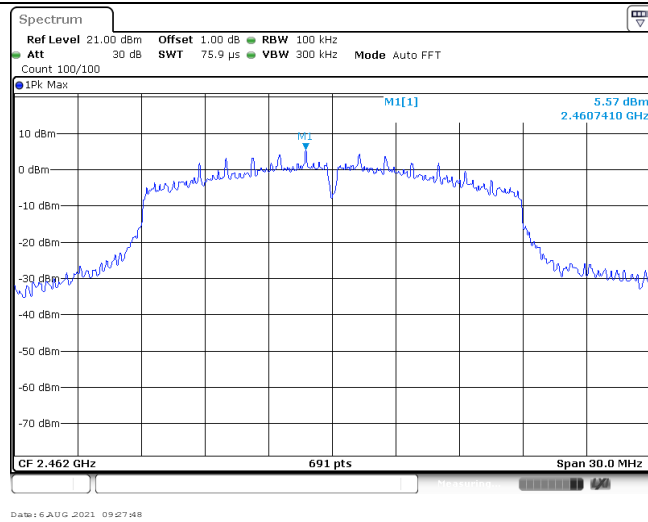
CH06
30MHz~1000MHz



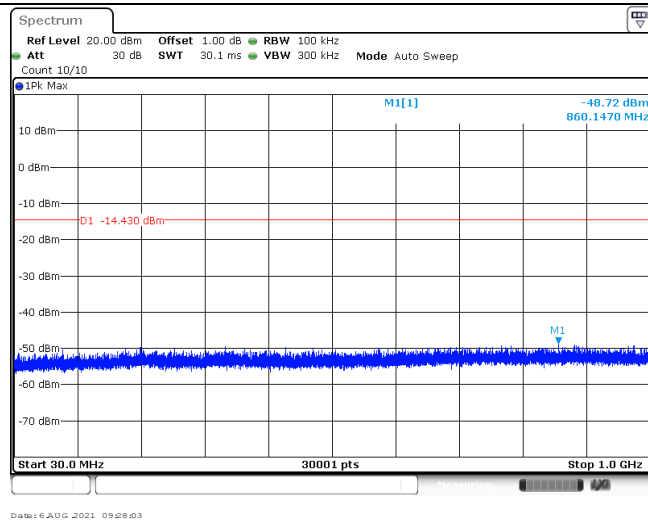
CH06
1GHz~26GHz



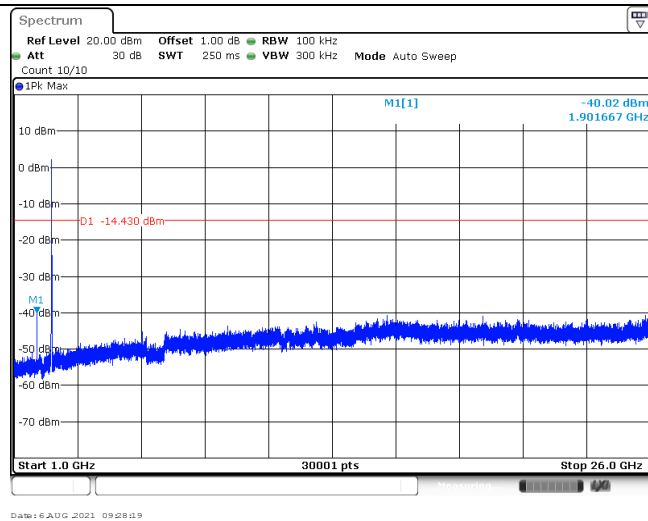
CH11
Reference level

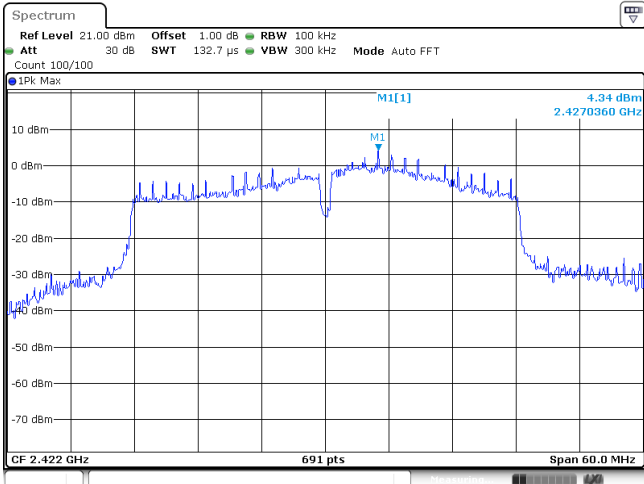
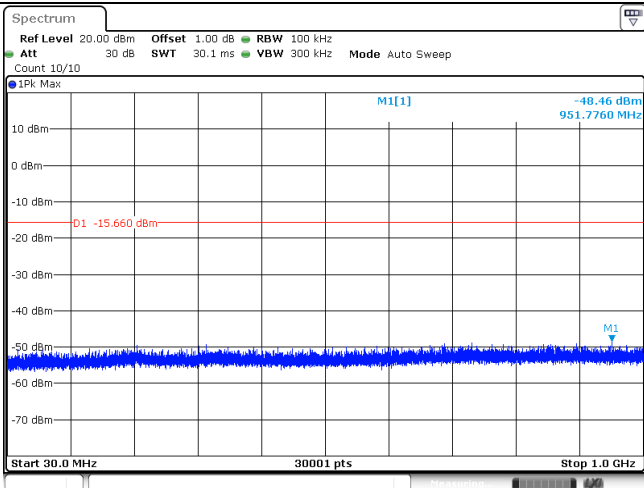
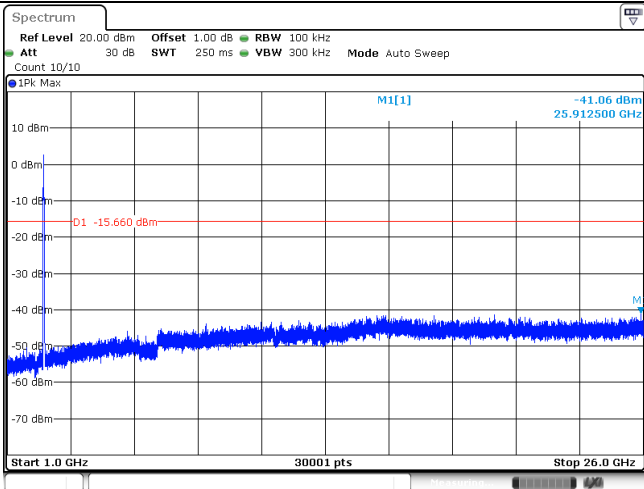


CH11
30MHz~1000MHz

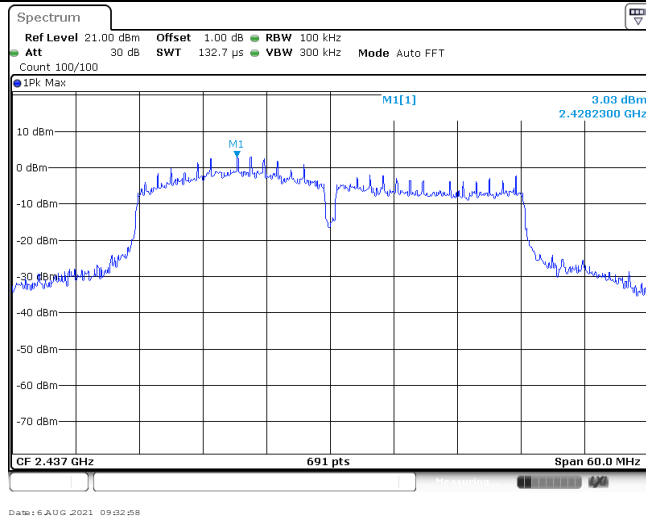


CH11
1GHz~26GHz

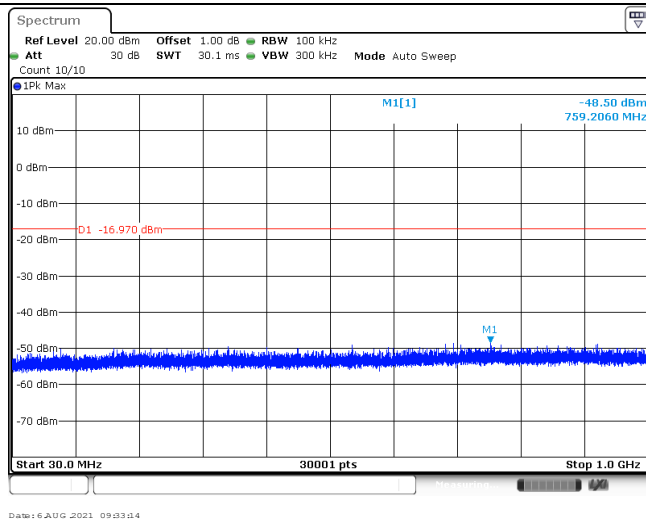


Test Item:	SE	Type:	802.11n(HT40)
<p>CH03 Reference level</p>			
<p>CH03 30MHz~1000MHz</p>			
<p>CH03 1GHz~26GHz</p>			

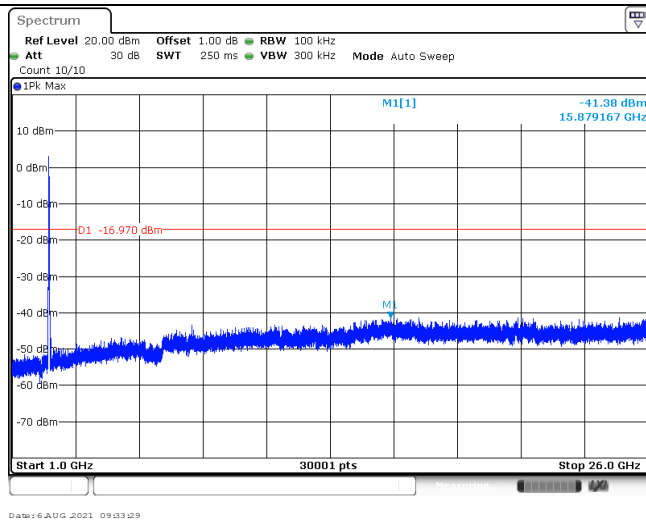
CH06
Reference level



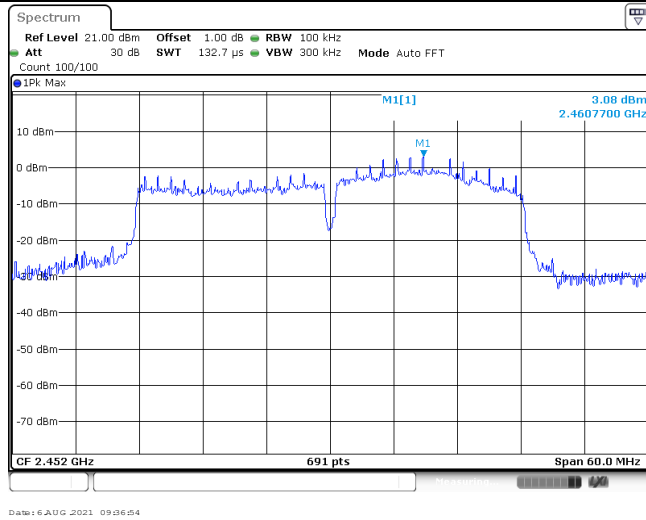
CH06
30MHz~1000MHz



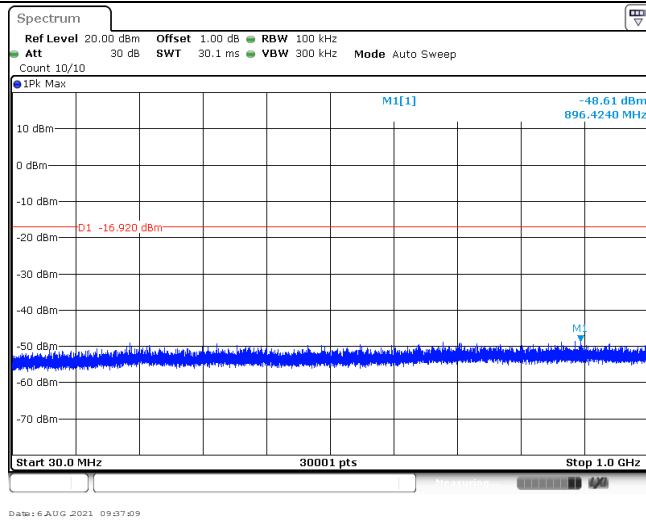
CH06
1GHz~26GHz



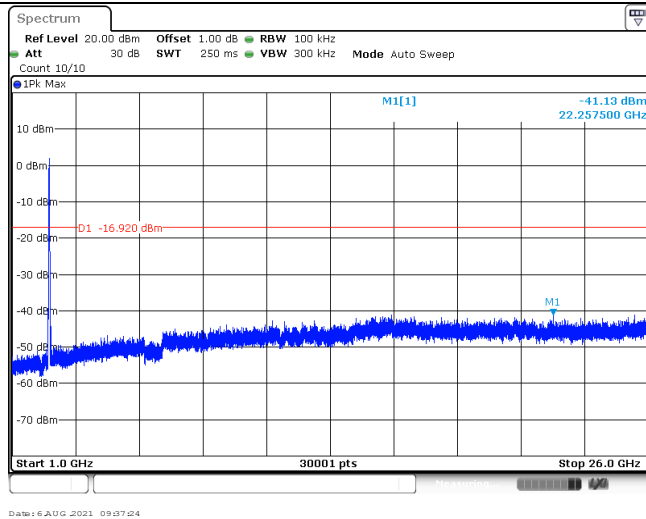
CH09
Reference level



CH09
30MHz~1000MHz



CH09
1GHz~26GHz



-----End of Report-----