




PHOTOS OF TEST SET-UP



Radiated emissions, 30 - 200 MHz



Radiated emissions, 1 GHz – 8.5 GHz



Radiated emissions, 18 – 20 GHz



Power line Conducted Emissions Test