

Annex 3: Test set-up photographs to  
**TEST REPORT**  
 No.: 6-0592-14-2-8b







According to:  
**FCC Regulations**  
 Part 15.109

for

**ASCOM AB**

**SH1-ABAA**  
**Wi-Fi Smartphone**  
 (Continuous MP3 play + Camera mode)

**FCC ID: BXZSH1B**

Laboratory Accreditation and Listings			
 <p><b>DAkkS</b>            Deutsche            Akkreditierungsstelle            D-PL-12047-01-01</p>	 <p>FEDERAL COMMUNICATIONS COMMISSION  <b>FC</b>            USA            Reg. No.: 736496            MRA US-EU 0003</p>	 <p>Industry Canada            Reg. No.: 3462D-1            Reg. No.: 3462D-2            Reg. No.: 3462D-3</p>	 <p>Voluntary Controls for            Electromagnetic Emissions            Reg. No.:            R-2666 C-2914,            T-1967, G-301</p>
 <p><b>Wi-Fi</b>            ALLIANCE            AUTHORIZED            RF LABORATORY</p>	 <p><b>CTIA</b> Authorized Test Lab            LAB CODE 20011130-00</p>		
accredited according to DIN EN ISO/IEC 17025			
<p align="center"><b>CETECOM GmbH</b>            Laboratory Radio Communications &amp; Electromagnetic Compatibility            Im Teelbruch 116 • 45219 Essen • Germany            Registered in Essen, Germany, Reg. No.: HRB Essen 8984            Tel.: + 49 (0) 20 54 / 95 19-954 • Fax: + 49 (0) 20 54 / 95 19-964            E-mail: info@cetecom.com • Internet: www.cetecom.com</p>			

## Table of contents


<b>1. TEST SET-UP PHOTOGRAPHS .....</b>	<b>3</b>
1.1. Test set-up AC power-line conducted emission measurements.....	3
1.2. Test set-up photographs of Radiated field strength emissions.....	4
in semi anechoic chamber.....	4
1.3. Test set-up photographs of Radiated field strength emissions.....	6
in fully anechoic chamber.....	6

## 1. Test set-up photographs


### 1.1. Test set-up AC power-line conducted emission measurements




## 1.2. Test set-up photographs of Radiated field strength emissions in semi anechoic chamber




Test setup MP3 play mode, long shot view



Test setup MP3 play mode, close-up view




Test setup USB communication mode, long shot view




Test setup USB communication mode, close-up view


### 1.3. Test set-up photographs of Radiated field strength emissions in fully anechoic chamber




Test set-up MP3 play mode, long shot view



Test set-up MP3 play mode, close up view



Test set-up USB communication mode, long shot view



Test set-up USB communication mode, close-up view