

### 5.3 Test Instruments Configuration




Fig 1 Front View of the Test Configuration ( BASE )




Fig 2 Rear View of the Test Configuration ( BASE )




Fig 1 Front View of the Test Configuration (HANDSET)




Fig 2 Rear View of the Test Configuration (HANDSET)

**The test configuration for frequency between 1 GHz to 18 GHz is same as above.**

### 2.3 Test configuration




Fig. 3 Conducted emissions test placement (idle only)




Fig. 4 Conducted emissions test placement (operating only)