

2.3 Test configuration



Fig. 3 Conducted emissions test placement (idle only)




Fig. 4 Conducted emissions test placement (operating only)

5.3 Test Instruments Configuration




Fig 1 Front View of the Test Configuration (BASE)




Fig 2 Rear View of the Test Configuration (BASE)




Fig 1 Front View of the Test Configuration (HANDSET)



Fig 2 Rear View of the Test Configuration (HANDSET)

The test configuration for frequency between 1 GHz to 18 GHz is same as above.