




3.3 Test Configuration of Radiated Emission




Pic 1 Front View of the Test Configuration (BASE)



Pic 2 Rear View of the Test Configuration (BASE)



Pic 1 Front View of the Test Configuration (HANDSET)



Pic 2 Rear View of the Test Configuration (HANDSET)

The test configuration for frequency between 1 GHz to 18 GHz is same as above.

2.3 Test Configuration of Conducted Emission




Fig. 1 Conducted Emissions Test Configuration (Idle only)




Fig. 2 Conducted Emissions Test Configuration (Operating only)