

客户料号

Customer P/N: /

产品名称

Part Name: 2.4G The brass antenna

皇捷料号

HJ P/N: 3N0101LG-004

规格描述

**Spec Description** :2.4GHz OD1.13Grey silver-tin wire P1 end welded ground pipe P2 end riveted MHF-1  
PLUG,The length of the productL=155mm

编制日期

Prepared Date: 2022/09/05


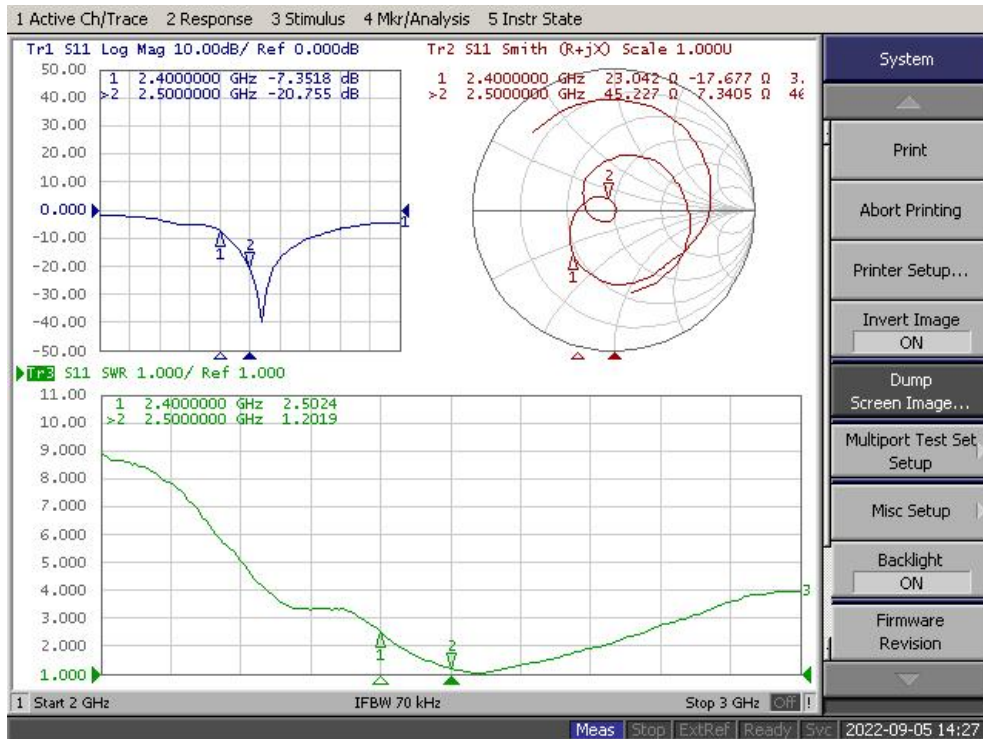
# ANT Photo



wifi-2.4G ANT



# Match diagrams and test equipment

## Match diagrams



test equipment)

Test equipment (microwave anechoic chamber)

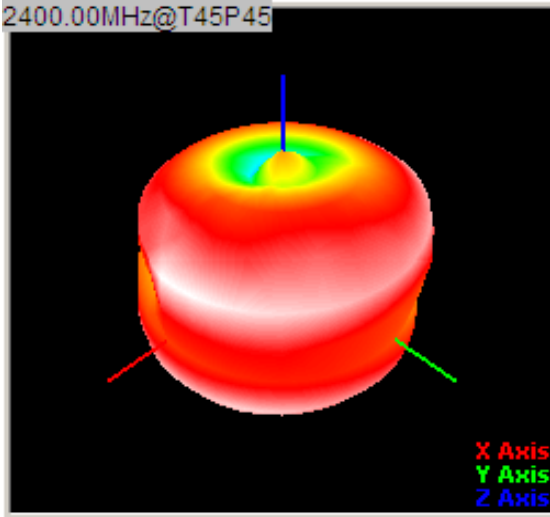






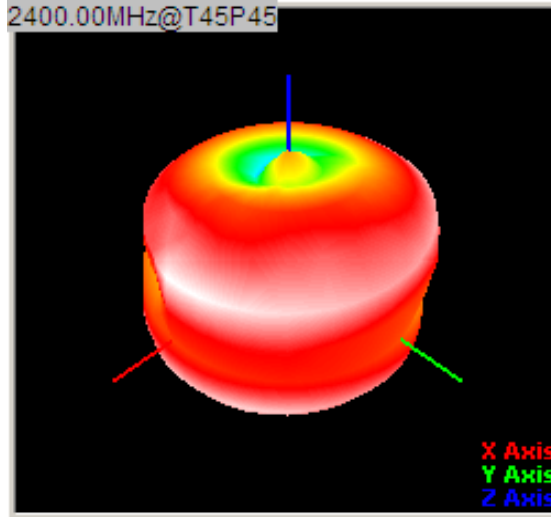
0.61  
-0.35  
-1.32  
-2.29  
-3.25  
-4.22  
-5.19  
-6.15  
-7.12  
-8.09  
-9.05  
-10.02  
-10.99  
-11.96  
-12.92  
-13.89  
-14.86  
-15.82

2400.00MHz@T45P45



X Axis  
Y Axis  
Z Axis

2400.00MHz@T45P45

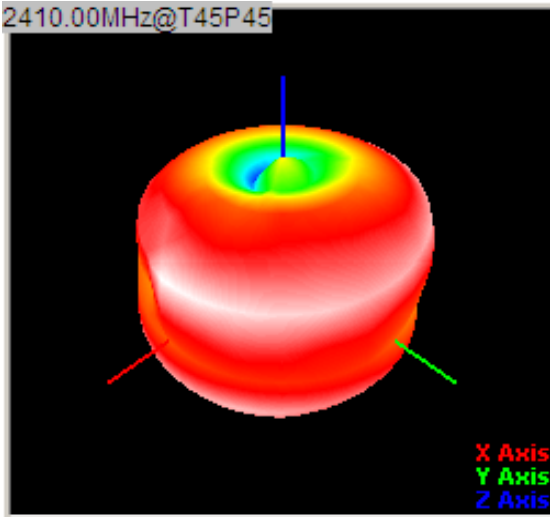


X Axis  
Y Axis  
Z Axis



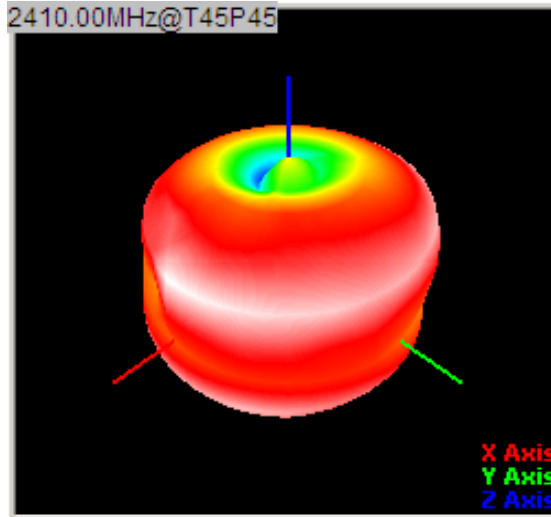
0.59  
-0.34  
-1.27  
-2.2  
-3.13  
-4.06  
-4.99  
-5.92  
-6.85  
-7.78  
-8.71  
-9.64  
-10.57  
-11.5  
-12.43  
-13.36  
-14.29  
-15.22

2410.00MHz@T45P45



X Axis  
Y Axis  
Z Axis

2410.00MHz@T45P45

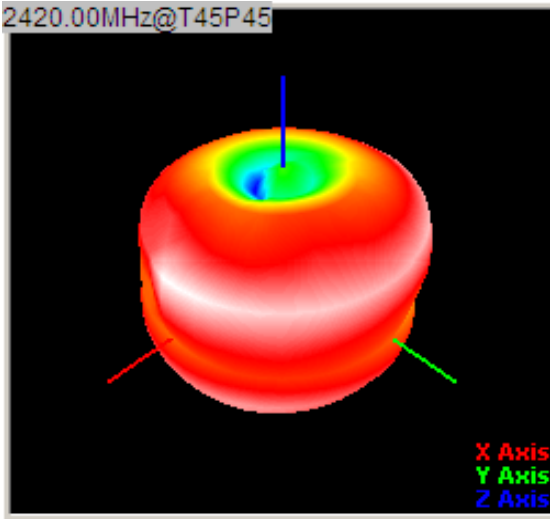


X Axis  
Y Axis  
Z Axis



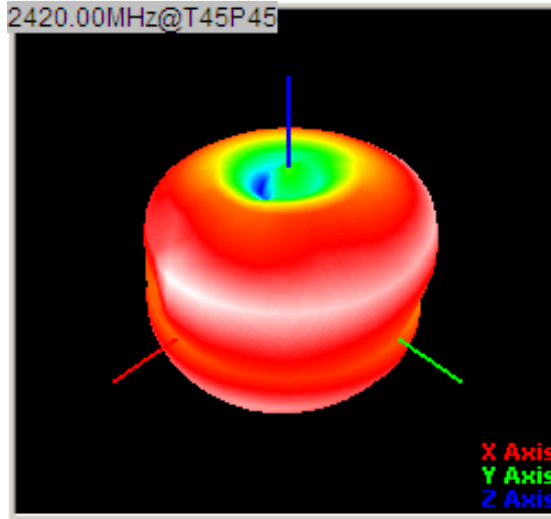
0.19  
-0.76  
-1.72  
-2.68  
-3.63  
-4.59  
-5.54  
-6.5  
-7.46  
-8.41  
-9.37  
-10.32  
-11.28  
-12.24  
-13.19  
-14.15  
-15.1  
-16.06

2420.00MHz@T45P45



X Axis  
Y Axis  
Z Axis

2420.00MHz@T45P45

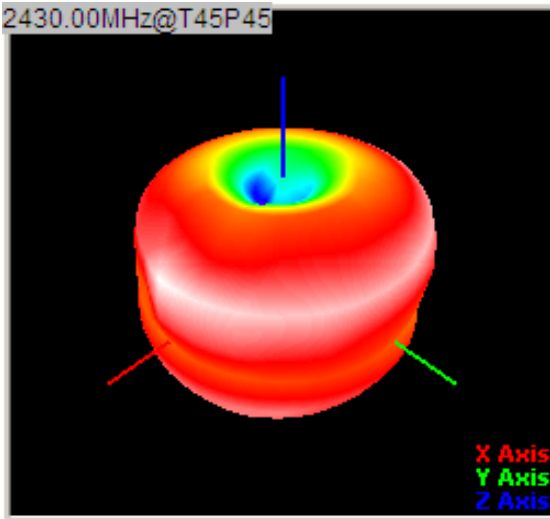


X Axis  
Y Axis  
Z Axis



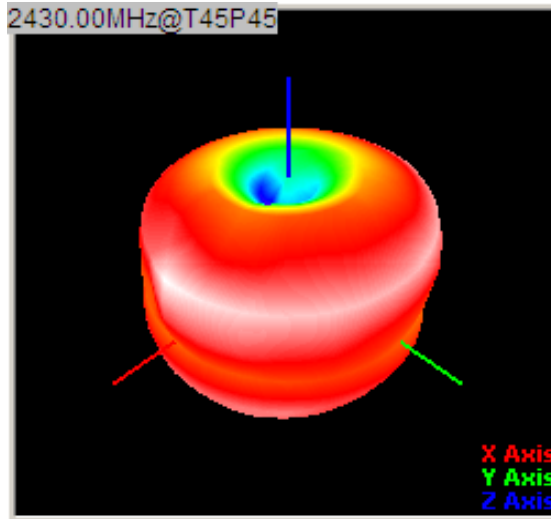
0.88  
-0.13  
-1.13  
-2.14  
-3.14  
-4.15  
-5.15  
-6.16  
-7.17  
-8.17  
-9.18  
-10.18  
-11.19  
-12.19  
-13.2  
-14.21  
-15.21  
-16.22

2430.00MHz@T45P45



X Axis  
Y Axis  
Z Axis

2430.00MHz@T45P45



X Axis  
Y Axis  
Z Axis



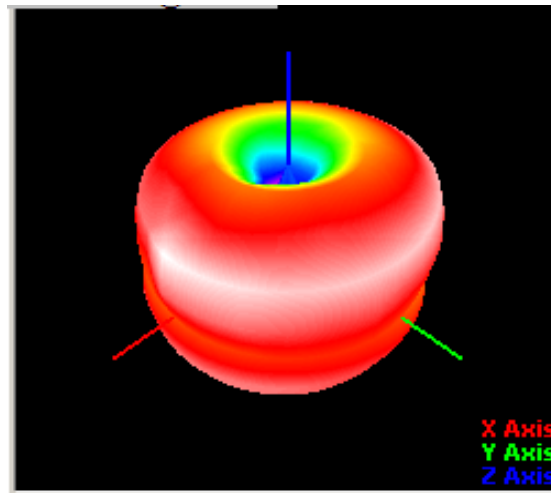
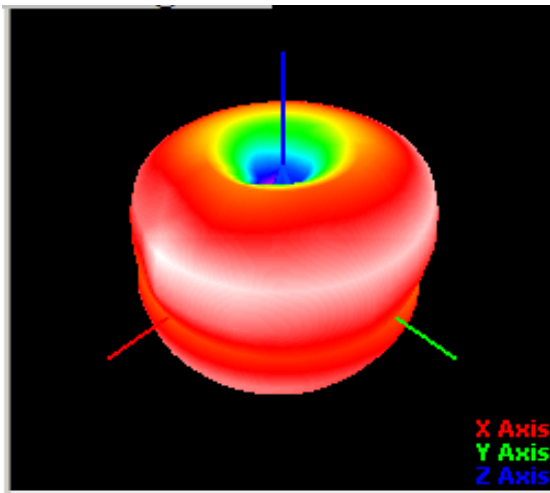
1.18

2440.00MHz@T45P45

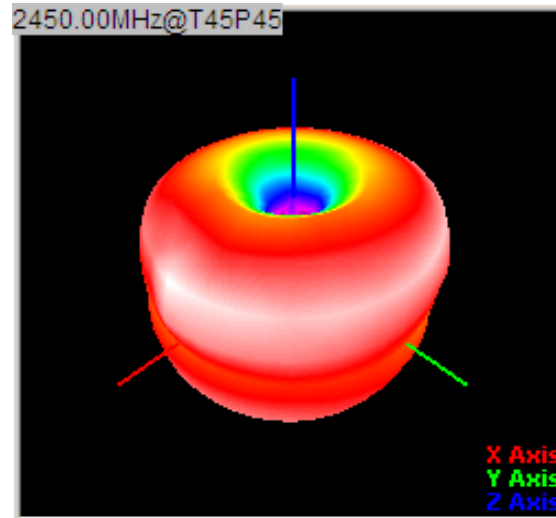
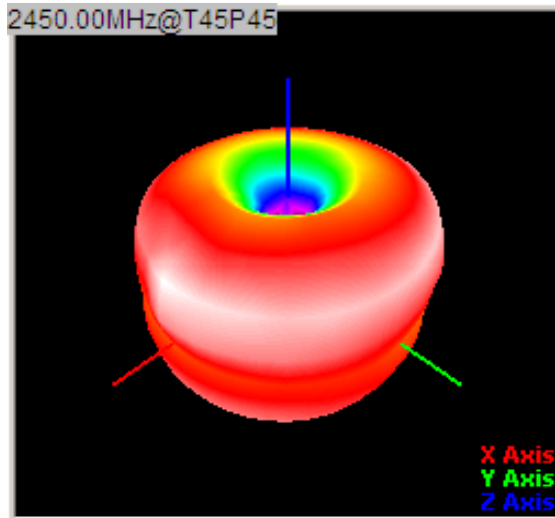
2440.00MHz@T45P45



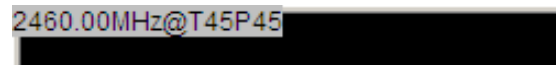
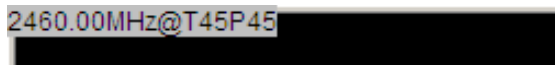
0.07  
 -1.04  
 -2.14  
 -3.25  
 -4.36  
 -5.47  
 -6.58  
 -7.68  
 -8.79  
 -9.9  
 -11.01  
 -12.12  
 -13.22  
 -14.33  
 -15.44  
 -16.55  
 -17.66



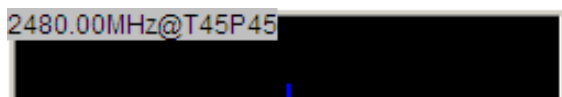
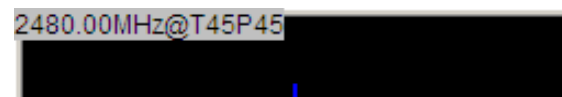
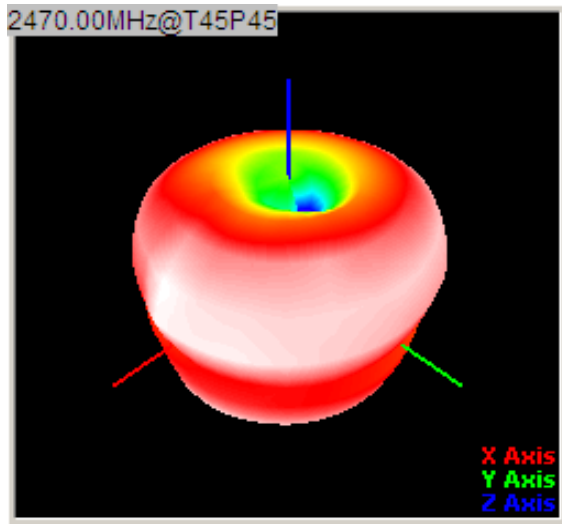
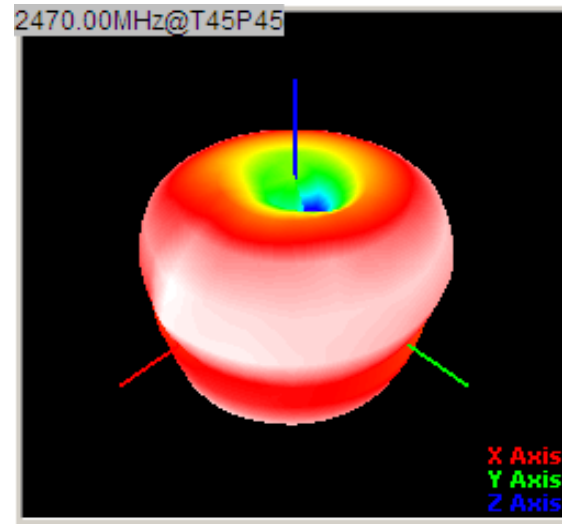
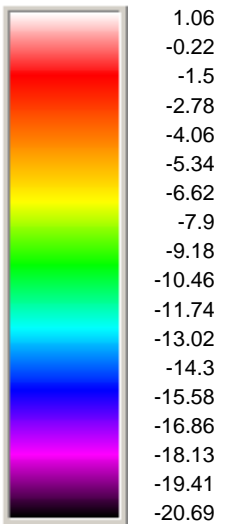
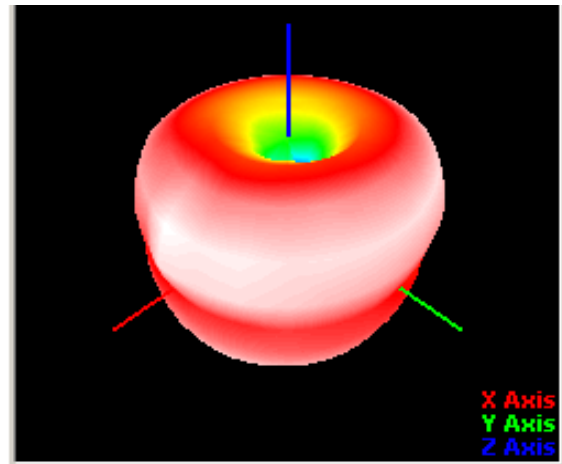
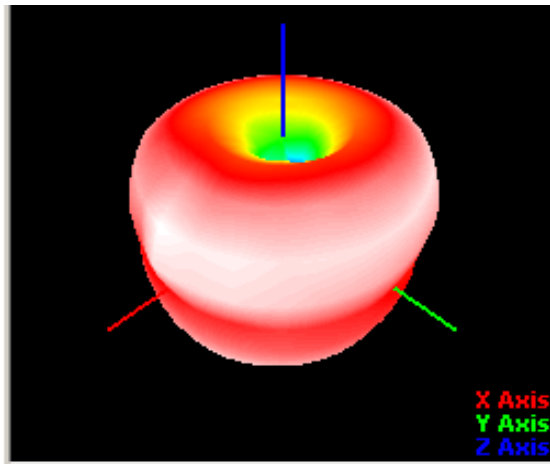
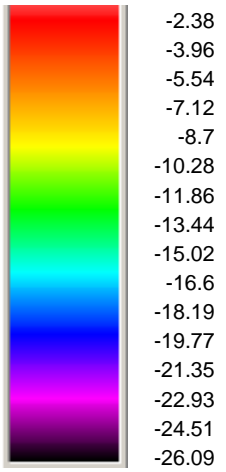
1.2  
 0.11  
 -0.99  
 -2.08  
 -3.17  
 -4.26  
 -5.35  
 -6.45  
 -7.54  
 -8.63  
 -9.72  
 -10.81  
 -11.9  
 -13  
 -14.09  
 -15.18  
 -16.27  
 -17.36



0.78  
 -0.8

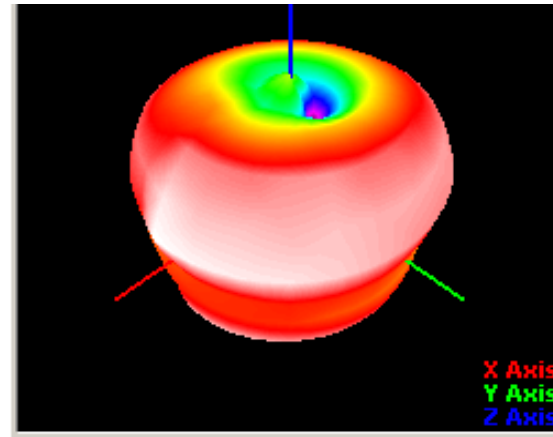
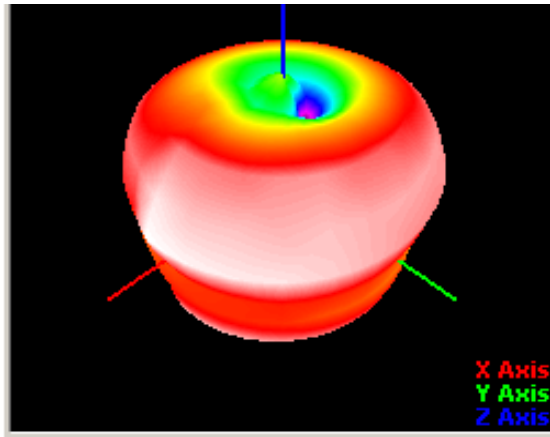




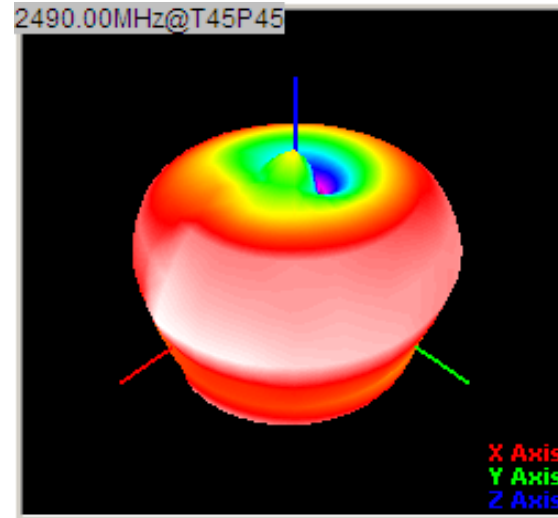
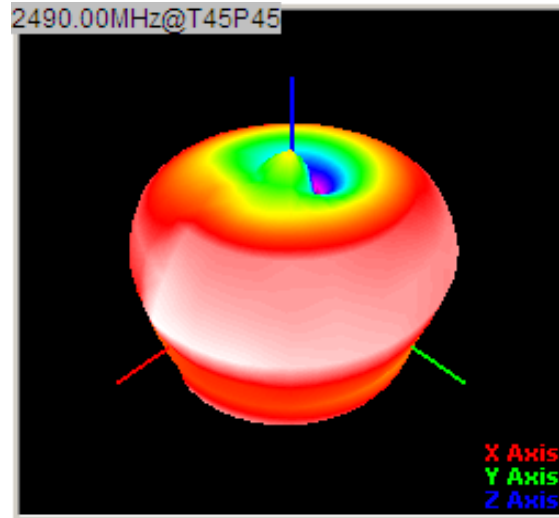




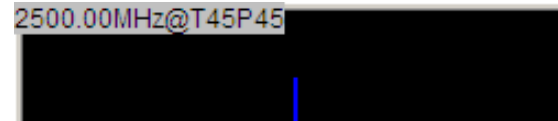
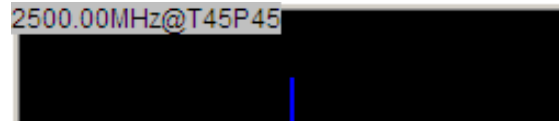
-1.33  
-2.35  
-3.37  
-4.39  
-5.41  
-6.43  
-7.45  
-8.47  
-9.5  
-10.52  
-11.54  
-12.56  
-13.58  
-14.6  
-15.62



2.07  
1.13  
0.18  
-0.76  
-1.7  
-2.65  
-3.59  
-4.53  
-5.47  
-6.42  
-7.36  
-8.3  
-9.24  
-10.19  
-11.13  
-12.07  
-13.01  
-13.96

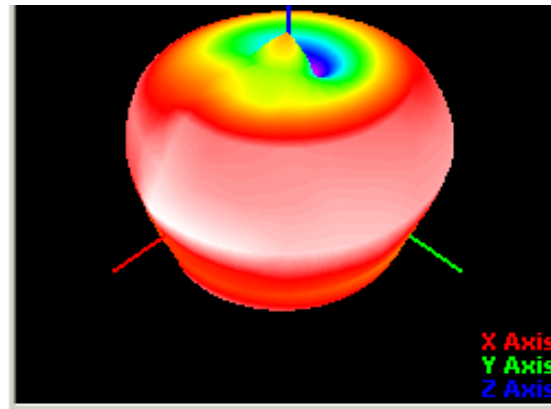
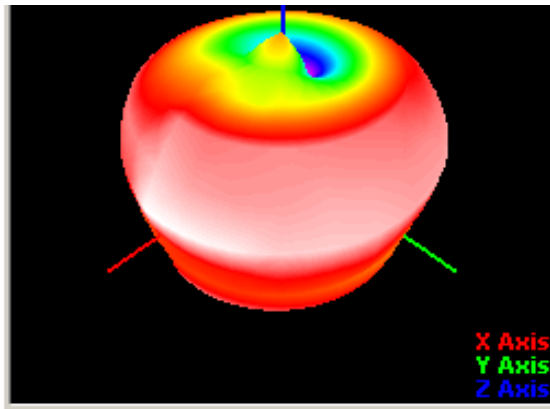


1.85  
0.93  
0  
-0.92

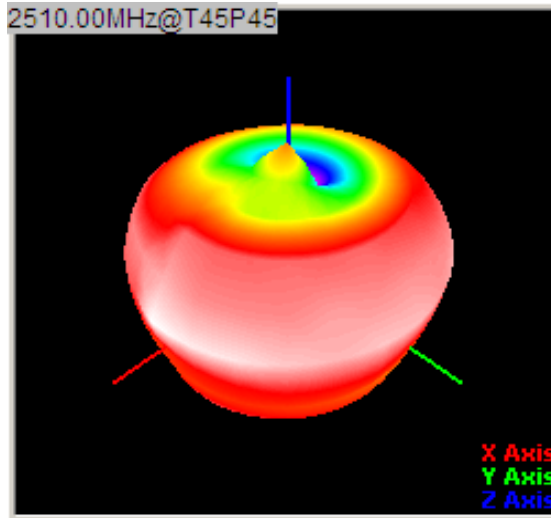
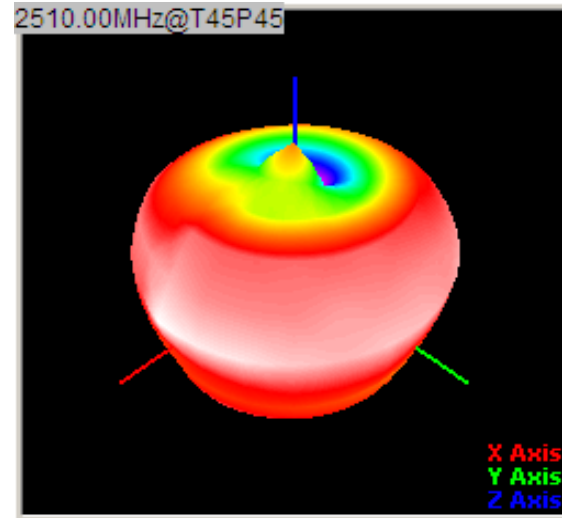




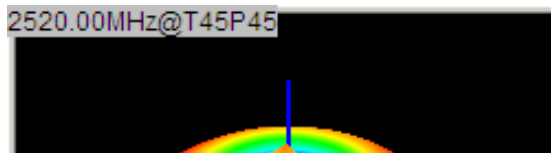
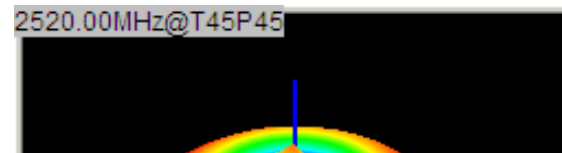
-1.85  
-2.77  
-3.69  
-4.62  
-5.54  
-6.47  
-7.39  
-8.32  
-9.24  
-10.17  
-11.09  
-12.02  
-12.94  
-13.87



1.67  
0.79  
-0.09  
-0.98  
-1.86  
-2.74  
-3.63  
-4.51  
-5.39  
-6.28  
-7.16  
-8.04  
-8.92  
-9.81  
-10.69  
-11.57  
-12.46  
-13.34

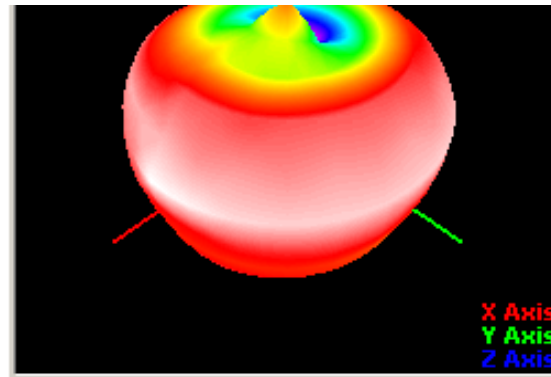
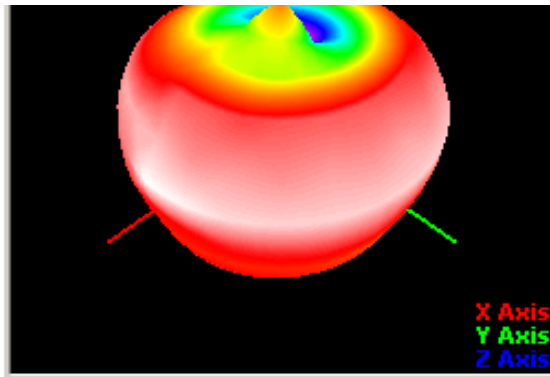


1.82  
0.96  
0.09  
-0.78  
-1.65

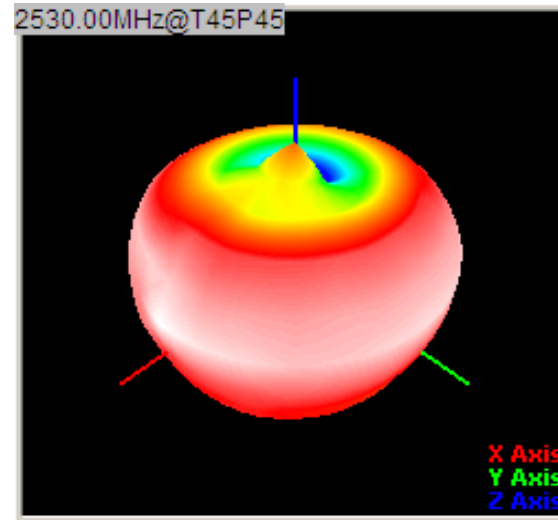
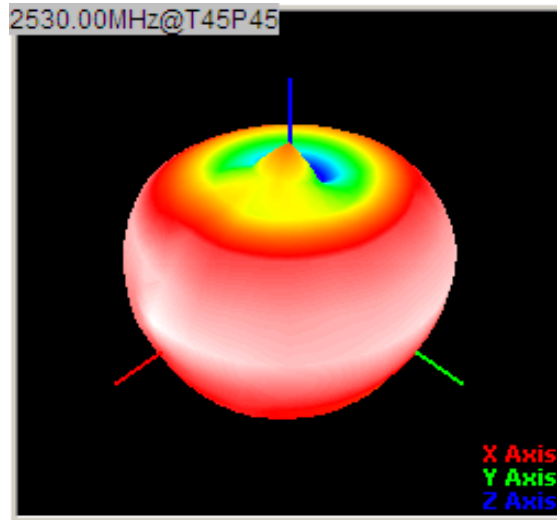




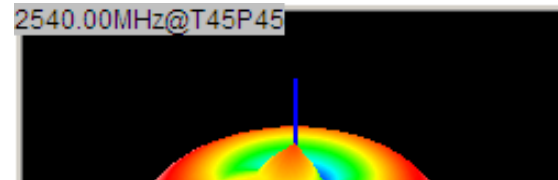
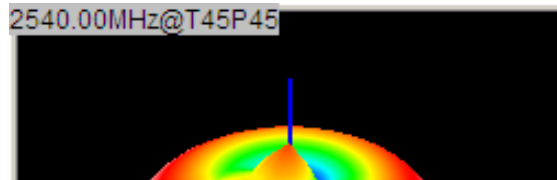
-2.52  
-3.39  
-4.25  
-5.12  
-5.99  
-6.86  
-7.73  
-8.6  
-9.47  
-10.33  
-11.2  
-12.07  
-12.94



1.73  
0.79  
-0.14  
-1.07  
-2  
-2.93  
-3.87  
-4.8  
-5.73  
-6.66  
-7.59  
-8.53  
-9.46  
-10.39  
-11.32  
-12.25  
-13.19  
-14.12

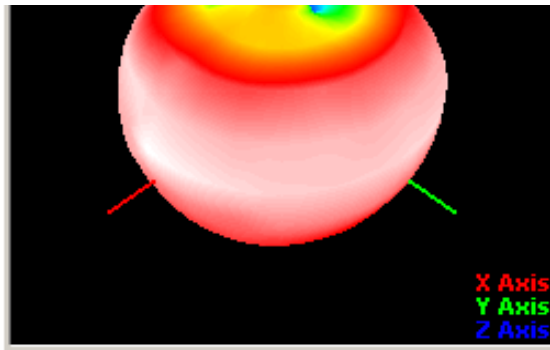


1.37  
0.36  
-0.65  
-1.67  
-2.68  
-3.7

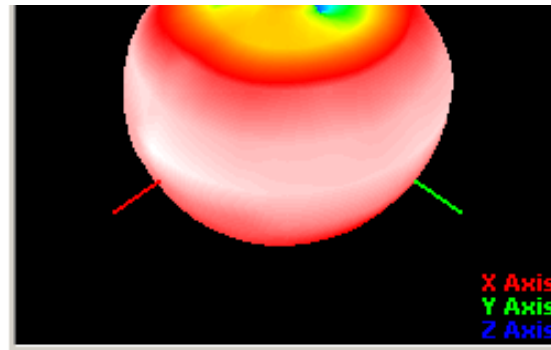




-4.71  
-5.73  
-6.74  
-7.75  
-8.77  
-9.78  
-10.8  
-11.81  
-12.83  
-13.84  
-14.85  
-15.87



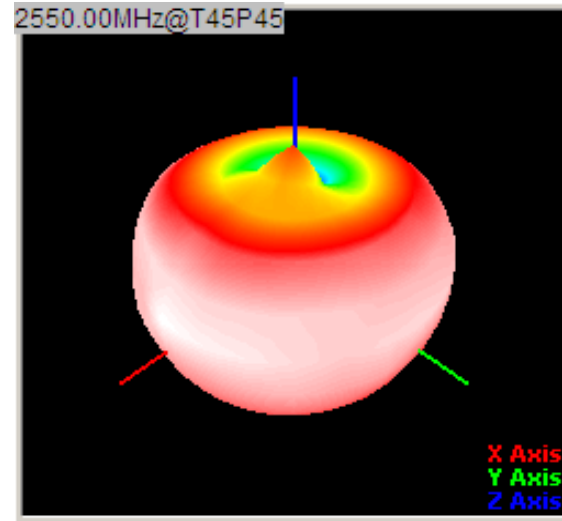
X Axis  
Y Axis  
Z Axis



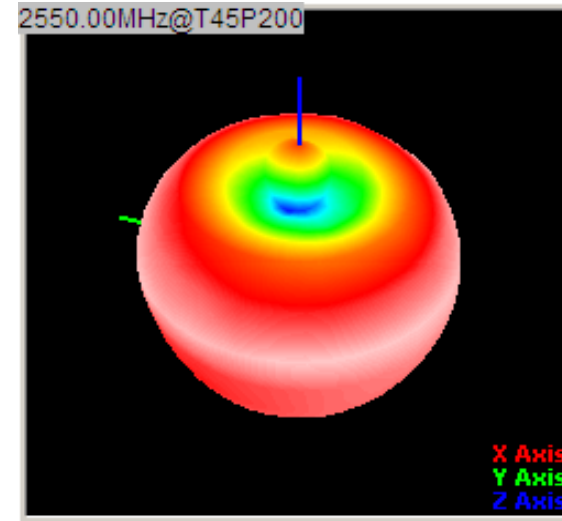
X Axis  
Y Axis  
Z Axis



0.97  
-0.12  
-1.21  
-2.3  
-3.38  
-4.47  
-5.56  
-6.65  
-7.74  
-8.83  
-9.92  
-11.01  
-12.09  
-13.18  
-14.27  
-15.36  
-16.45  
-17.54



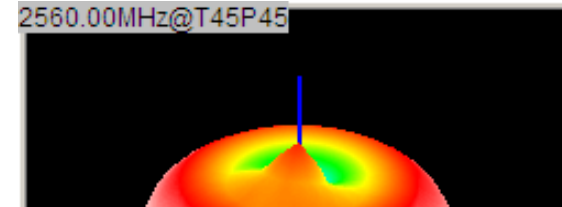
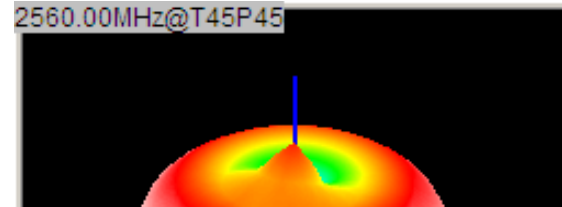
X Axis  
Y Axis  
Z Axis



X Axis  
Y Axis  
Z Axis

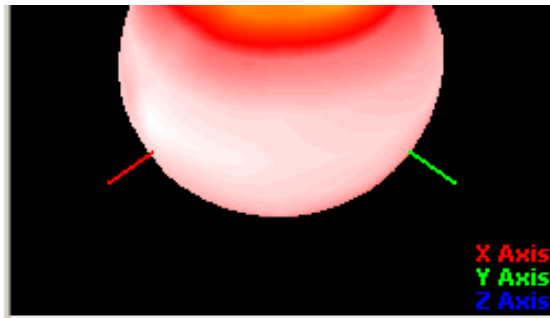


1.09  
-0.15  
-1.39  
-2.63  
-3.87  
-5.11  
-6.35

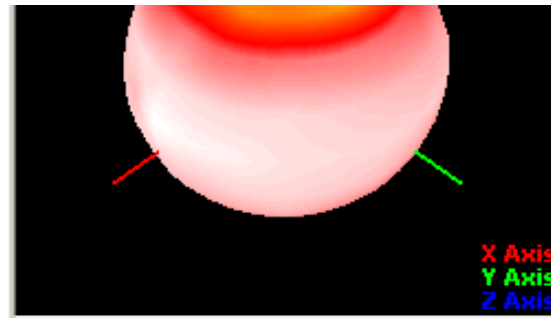




-7.59  
-8.83  
-10.07  
-11.31  
-12.55  
-13.79  
-15.03  
-16.28  
-17.52  
-18.76  
-20



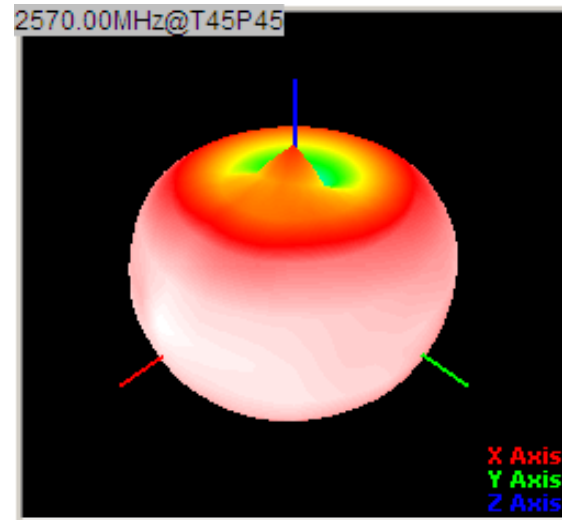
X Axis  
Y Axis  
Z Axis



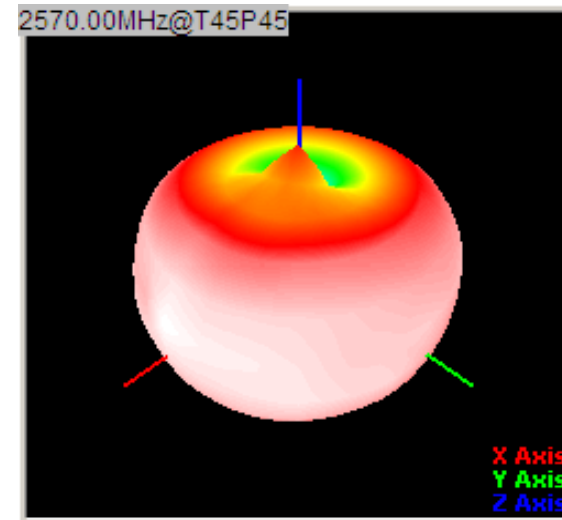
X Axis  
Y Axis  
Z Axis



1.43  
0.15  
-1.13  
-2.41  
-3.69  
-4.97  
-6.25  
-7.53  
-8.81  
-10.09  
-11.37  
-12.65  
-13.93  
-15.21  
-16.49  
-17.77  
-19.05  
-20.33



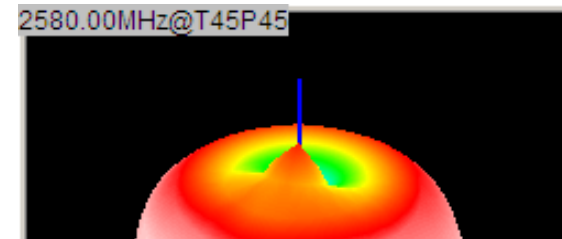
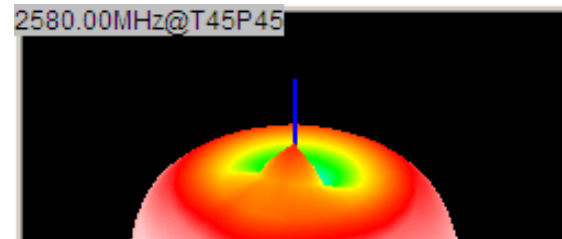
X Axis  
Y Axis  
Z Axis



X Axis  
Y Axis  
Z Axis

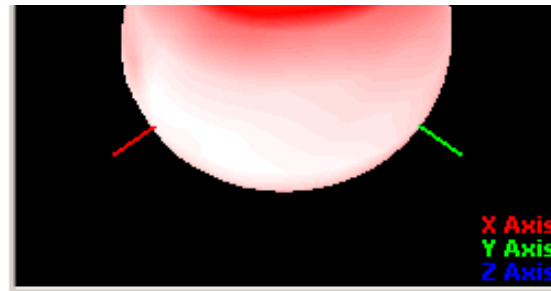
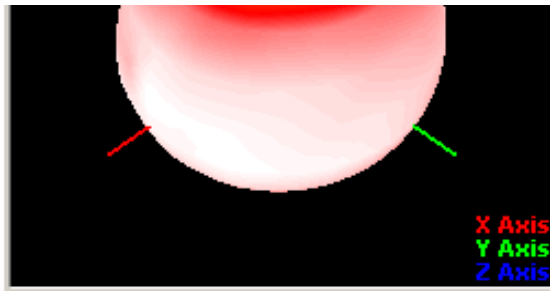


1.43  
0.18  
-1.06  
-2.31  
-3.55  
-4.79  
-6.04  
-7.28

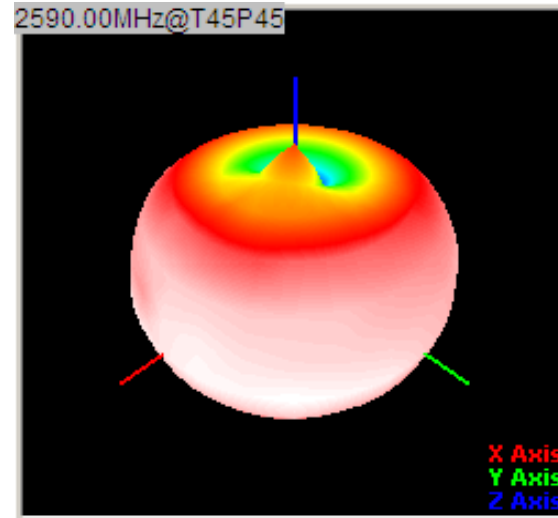
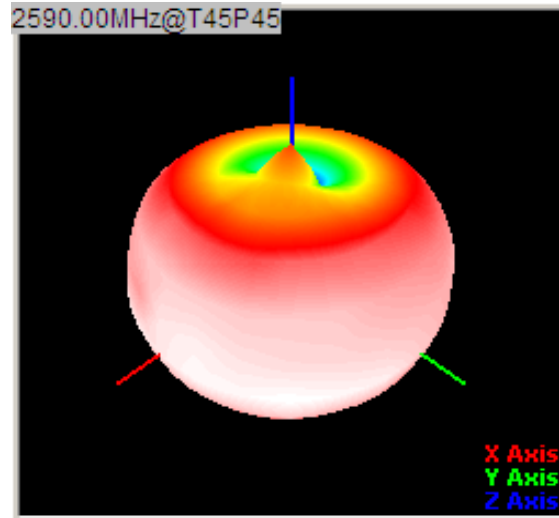




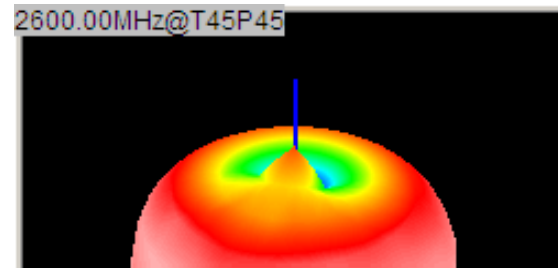
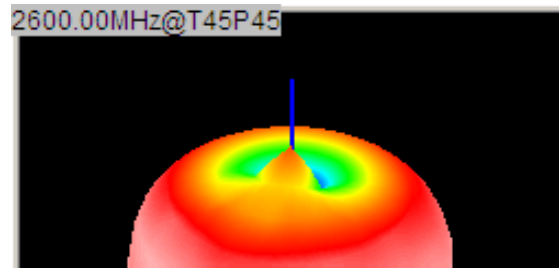
-8.53  
-9.77  
-11.02  
-12.26  
-13.51  
-14.75  
-16  
-17.24  
-18.49  
-19.73



1.24  
0.13  
-0.97  
-2.07  
-3.18  
-4.28  
-5.38  
-6.48  
-7.59  
-8.69  
-9.79  
-10.9  
-12  
-13.1  
-14.21  
-15.31  
-16.41  
-17.51




1.29  
0.21  
-0.86  
-1.93  
-3  
-4.07  
-5.15  
-6.22  
-7.29

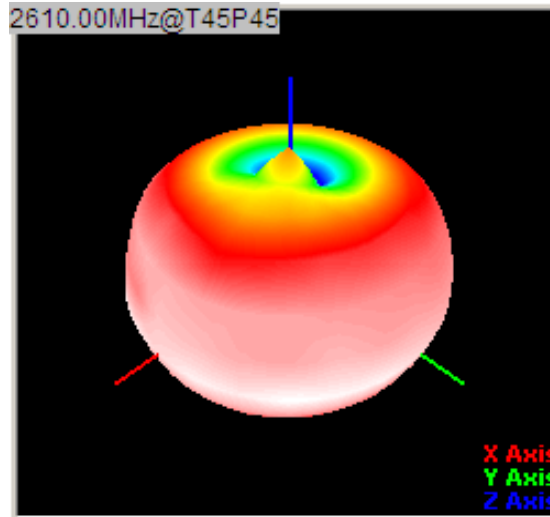
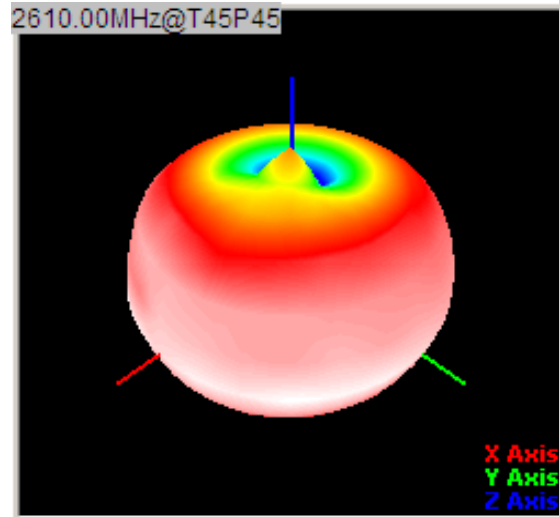




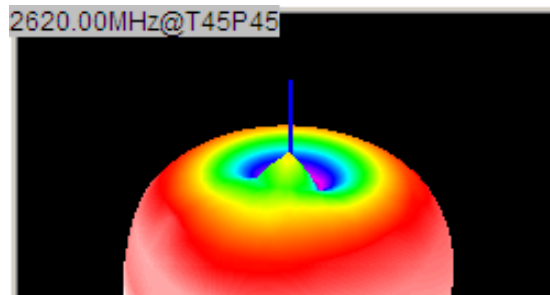
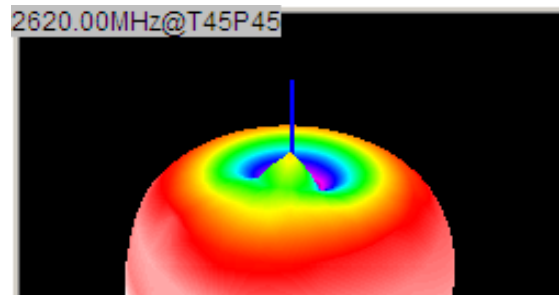
-8.36  
-9.43  
-10.5  
-11.58  
-12.65  
-13.72  
-14.79  
-15.86  
-16.94



1.31  
0.35  
-0.62  
-1.59  
-2.55  
-3.52  
-4.48  
-5.45  
-6.42  
-7.38  
-8.35  
-9.31  
-10.28  
-11.25  
-12.21  
-13.18  
-14.14  
-15.11



1.34  
0.51  
-0.32  
-1.15  
-1.98  
-2.81  
-3.64  
-4.46  
-5.29  
-6.12



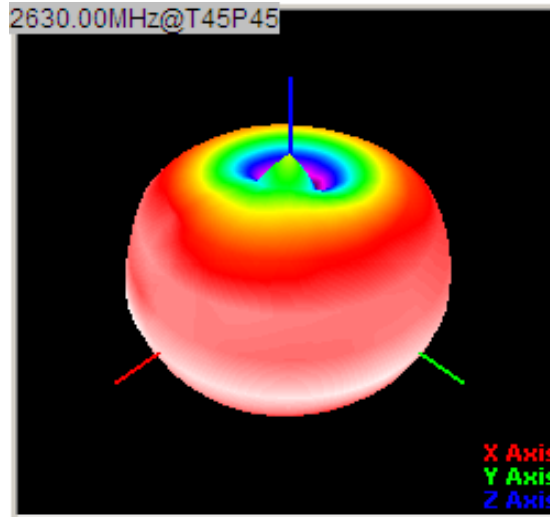
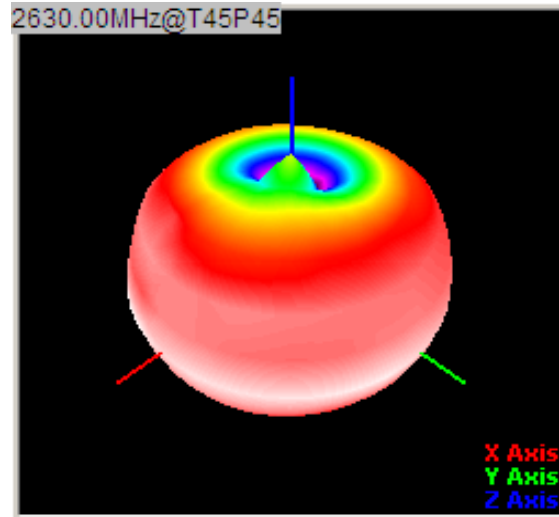




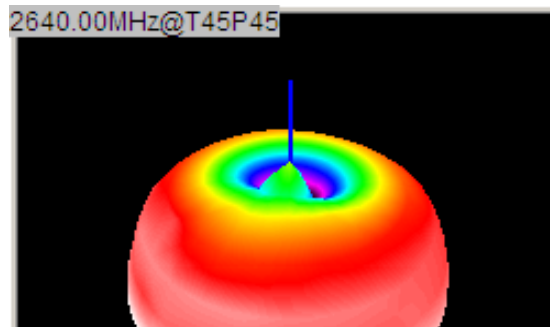
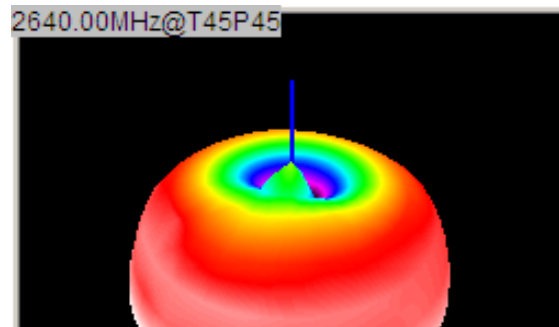
-6.95  
-7.78  
-8.61  
-9.44  
-10.27  
-11.1  
-11.92  
-12.75



1.12  
0.3  
-0.52  
-1.34  
-2.16  
-2.97  
-3.79  
-4.61  
-5.43  
-6.25  
-7.06  
-7.88  
-8.7  
-9.52  
-10.34  
-11.15  
-11.97  
-12.79



0.81  
-0.05  
-0.9  
-1.76  
-2.61  
-3.46  
-4.32  
-5.17  
-6.03  
-6.88  
-7.74

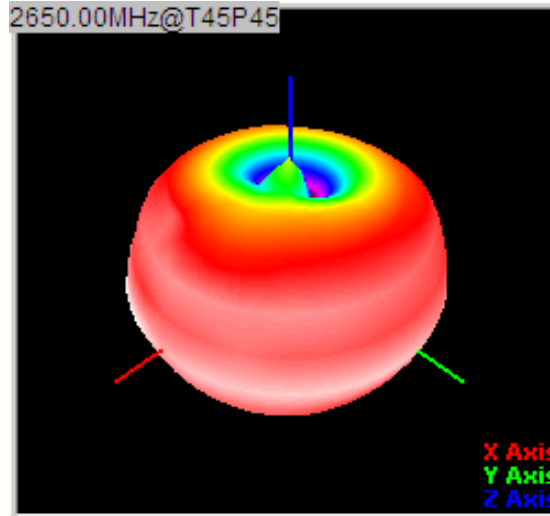
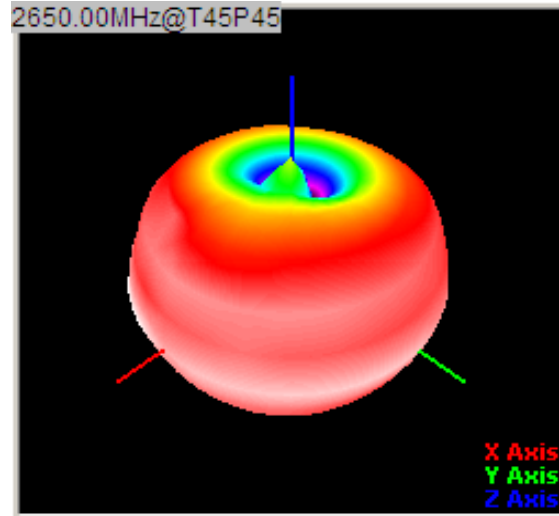




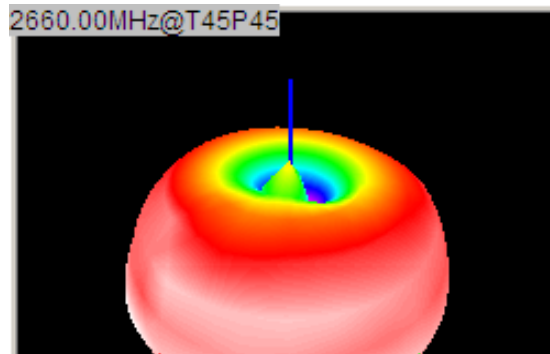
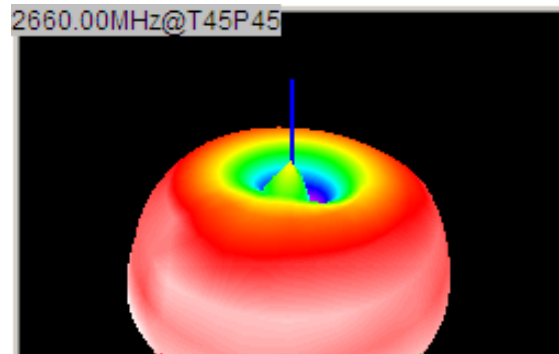
-8.59  
-9.44  
-10.3  
-11.15  
-12.01  
-12.86  
-13.72



0.91  
-0.03  
-0.97  
-1.91  
-2.85  
-3.78  
-4.72  
-5.66  
-6.6  
-7.54  
-8.47  
-9.41  
-10.35  
-11.29  
-12.23  
-13.16  
-14.1  
-15.04



1.16  
0.06  
-1.04  
-2.15  
-3.25  
-4.35  
-5.45  
-6.56  
-7.66  
-8.76  
-9.86  
-10.97





-12.07  
-13.17  
-14.27  
-15.38  
-16.48  
-17.58



X Axis  
Y Axis  
Z Axis

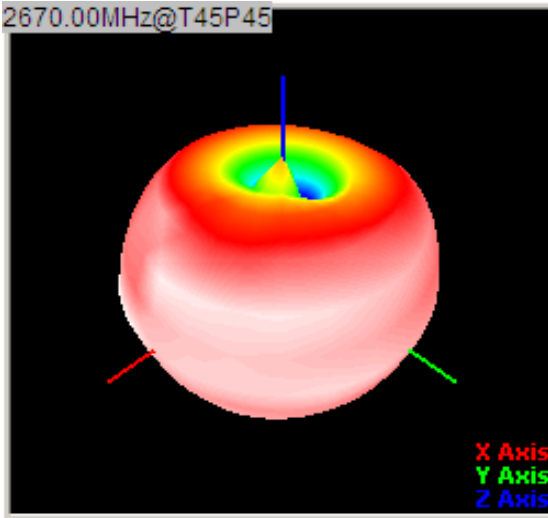


X Axis  
Y Axis  
Z Axis



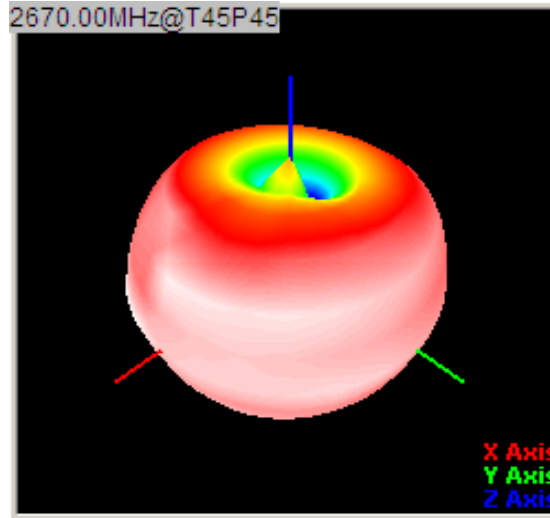
0.97  
-0.28  
-1.52  
-2.76  
-4  
-5.25  
-6.49  
-7.73  
-8.97  
-10.22  
-11.46  
-12.7  
-13.94  
-15.18  
-16.43  
-17.67  
-18.91  
-20.15

2670.00MHz@T45P45



X Axis  
Y Axis  
Z Axis

2670.00MHz@T45P45

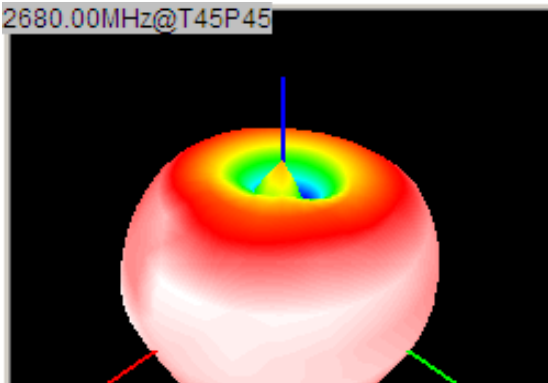


X Axis  
Y Axis  
Z Axis

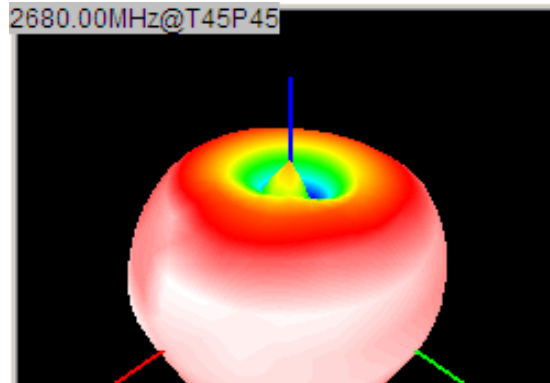


0.64  
-0.61  
-1.85  
-3.1  
-4.34  
-5.59  
-6.83  
-8.08  
-9.33  
-10.57  
-11.82  
-13.06  
-14.31

2680.00MHz@T45P45



2680.00MHz@T45P45





-15.55  
-16.8  
-18.04  
-19.29  
-20.53



X Axis  
Y Axis  
Z Axis

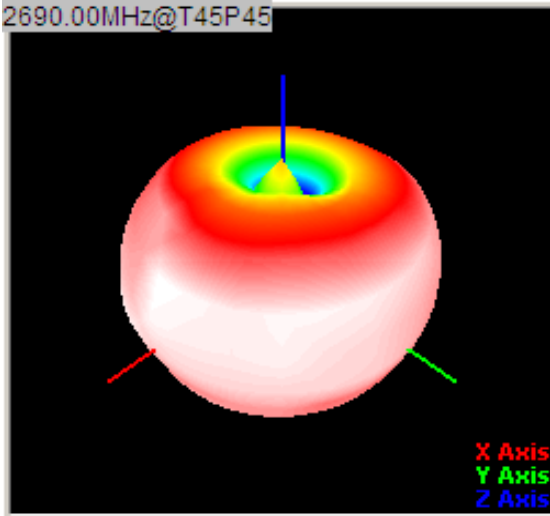


X Axis  
Y Axis  
Z Axis



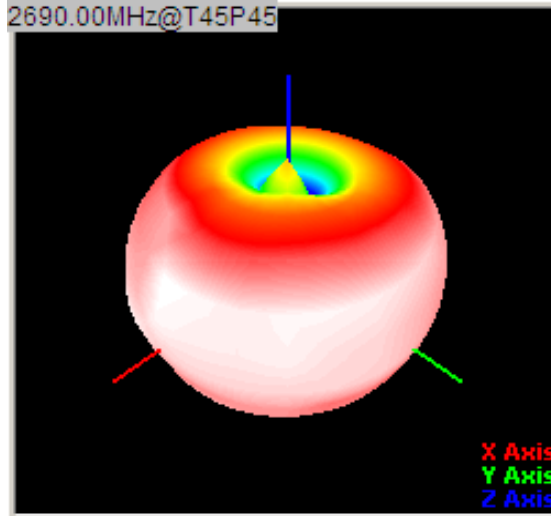
0.83  
-0.38  
-1.6  
-2.81  
-4.03  
-5.25  
-6.46  
-7.68  
-8.89  
-10.11  
-11.32  
-12.54  
-13.76  
-14.97  
-16.19  
-17.4  
-18.62  
-19.84

2690.00MHz@T45P45



X Axis  
Y Axis  
Z Axis

2690.00MHz@T45P45

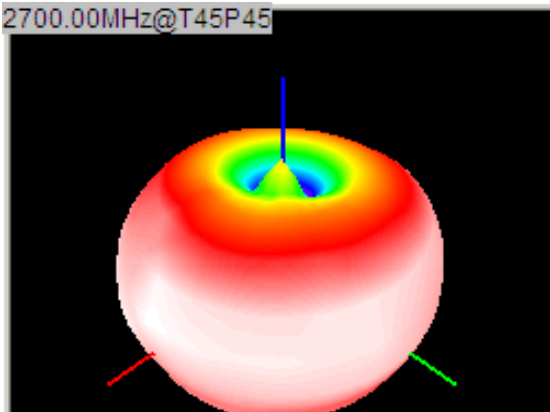


X Axis  
Y Axis  
Z Axis

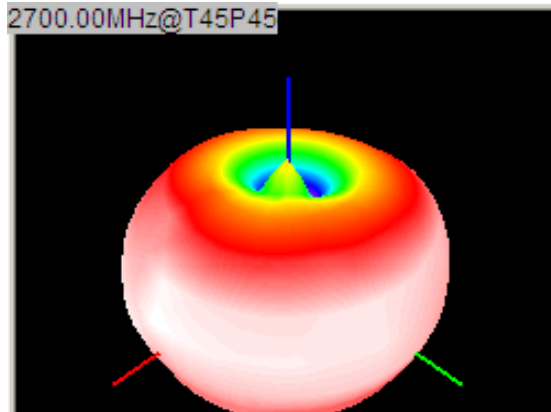


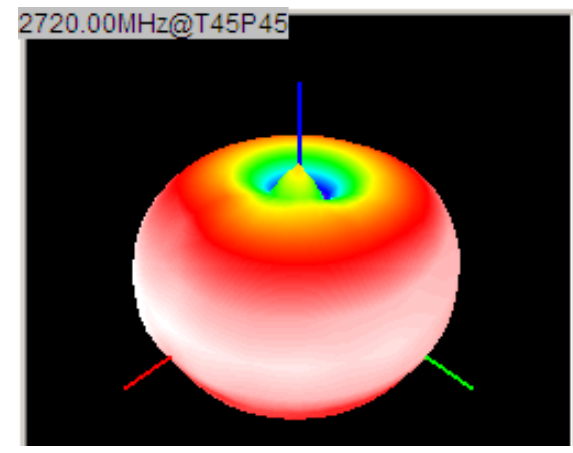
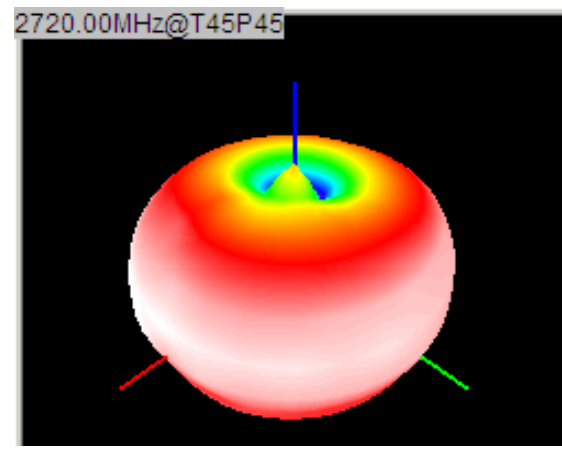
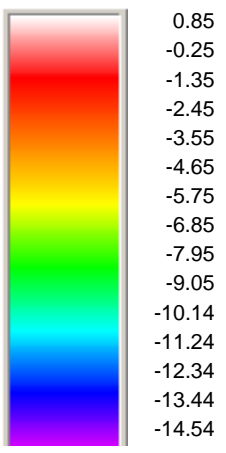
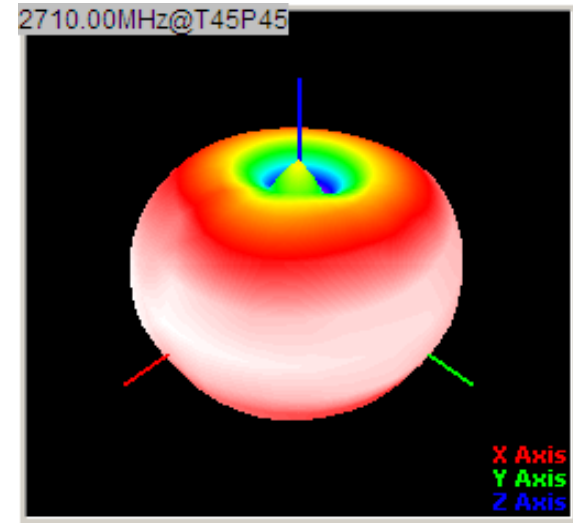
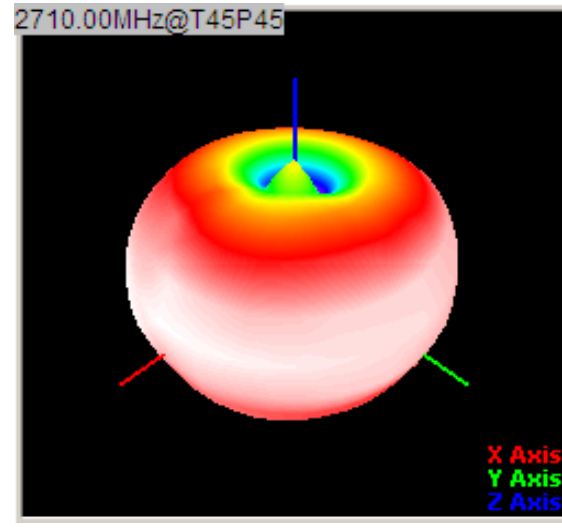
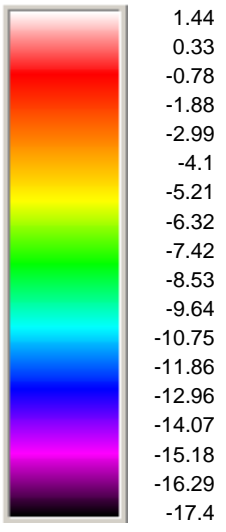

1.15  
0.02  
-1.11  
-2.24  
-3.37  
-4.5  
-5.63  
-6.76  
-7.89  
-9.02  
-10.15  
-11.28  
-12.41  
-13.54

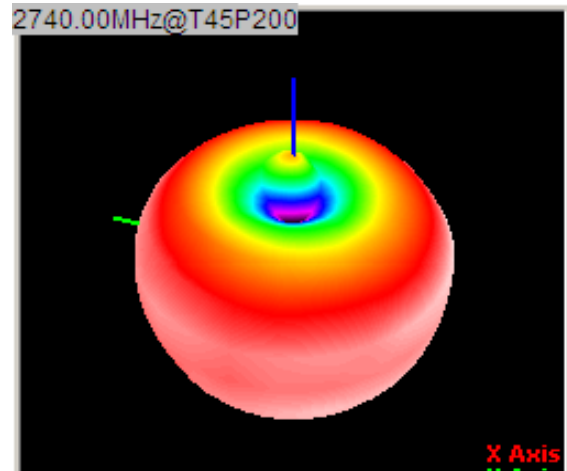
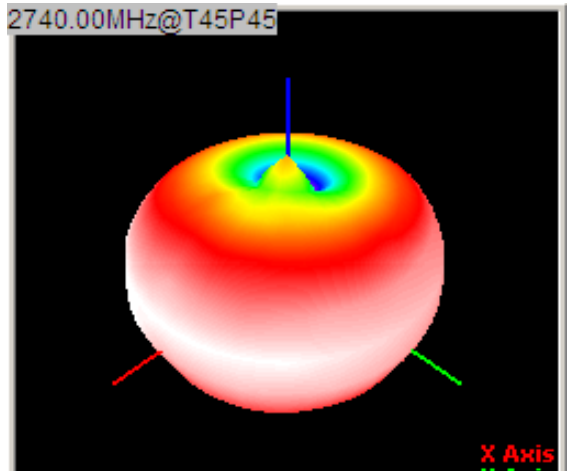
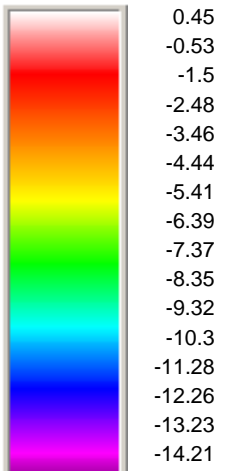
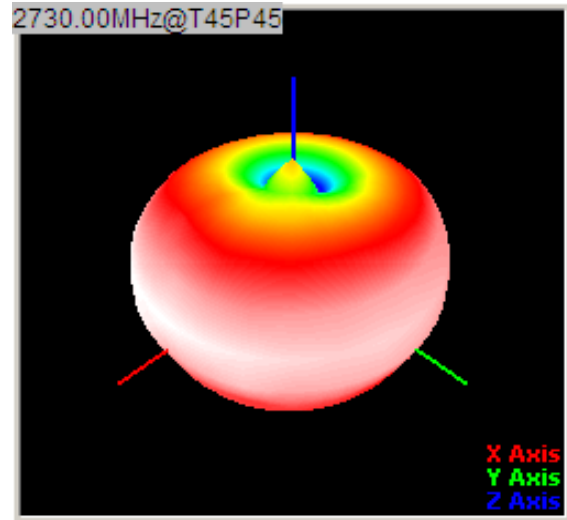
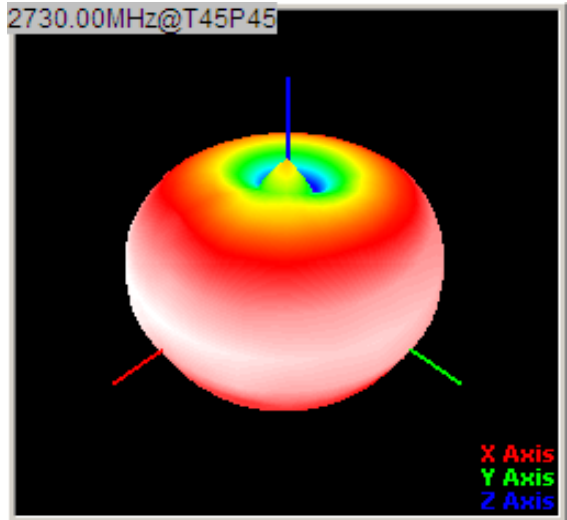
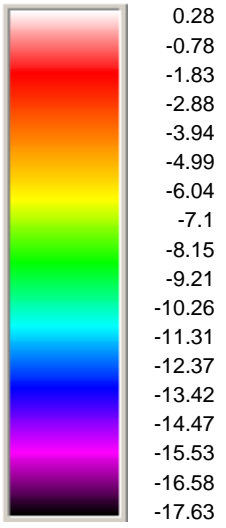
2700.00MHz@T45P45

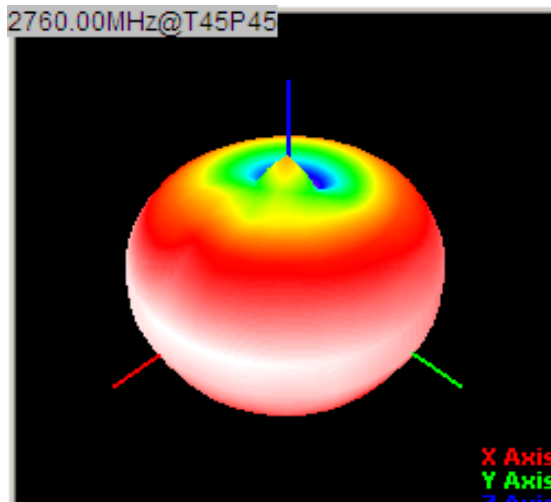
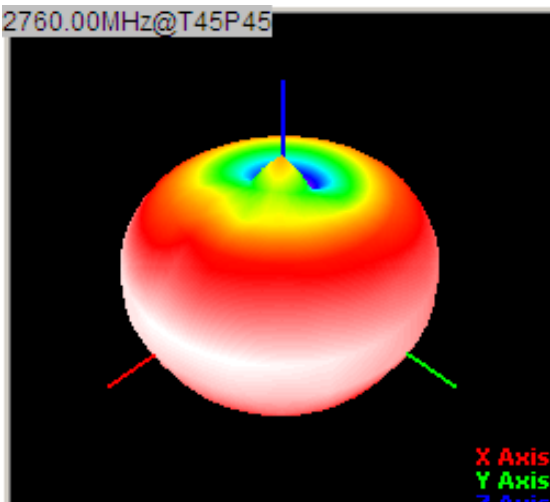
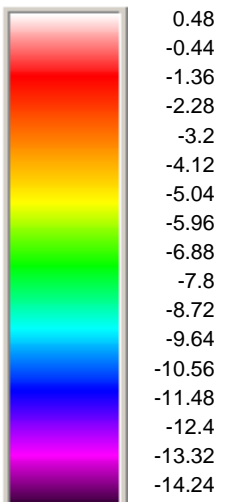
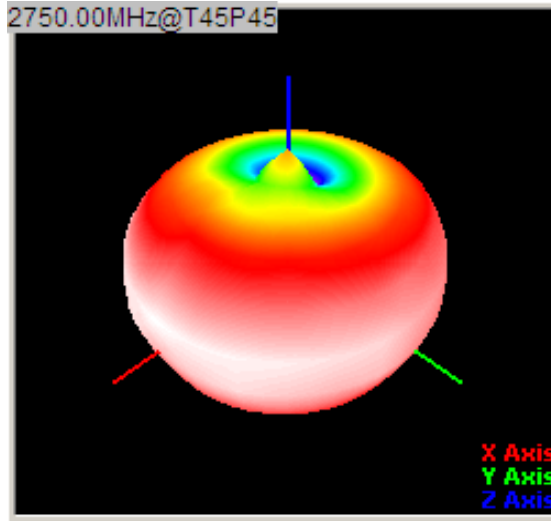
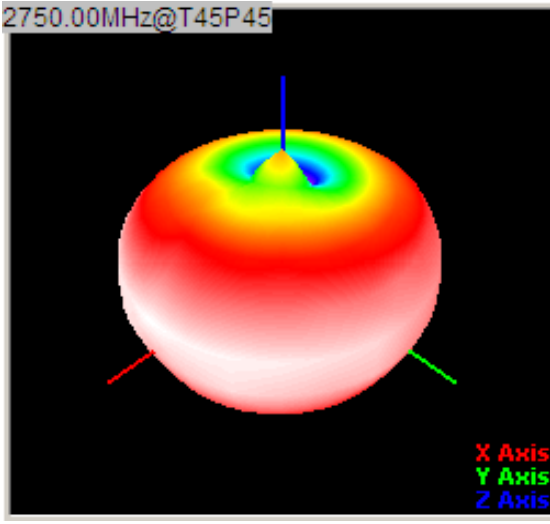
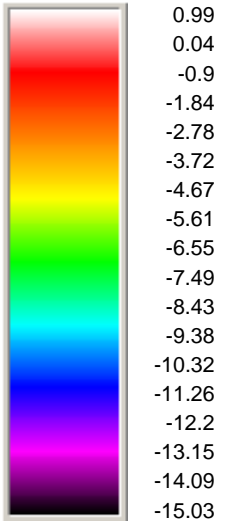


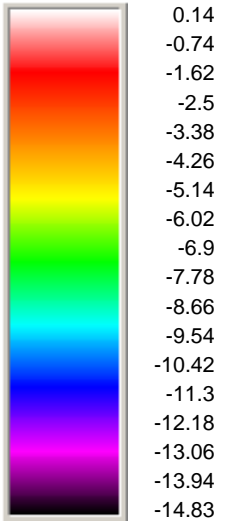
2700.00MHz@T45P45



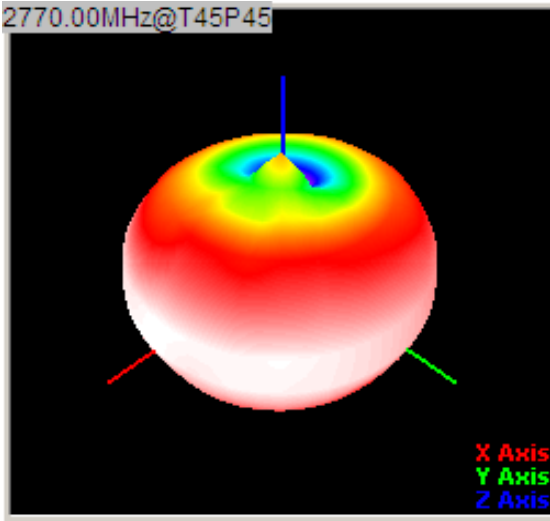




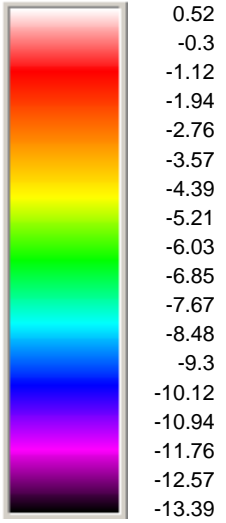
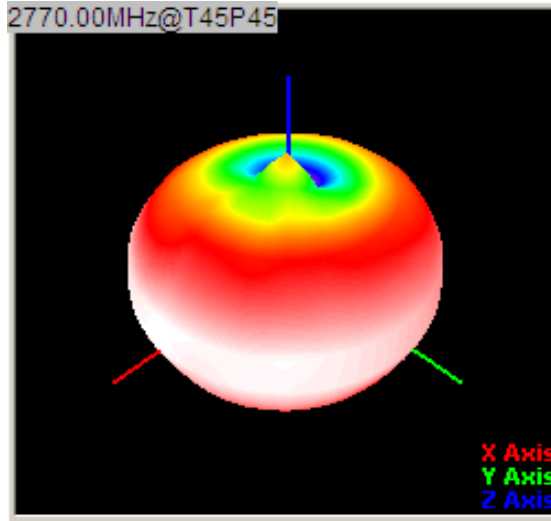




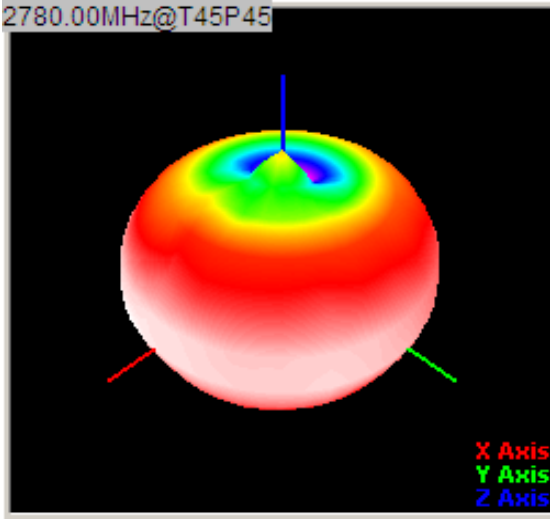
Z AXIS



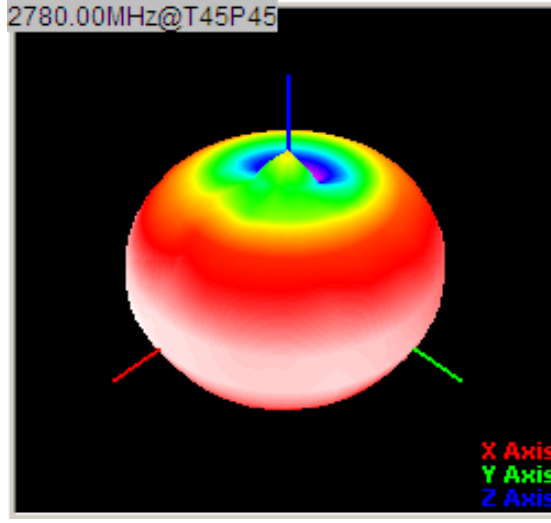
Z AXIS



Z AXIS



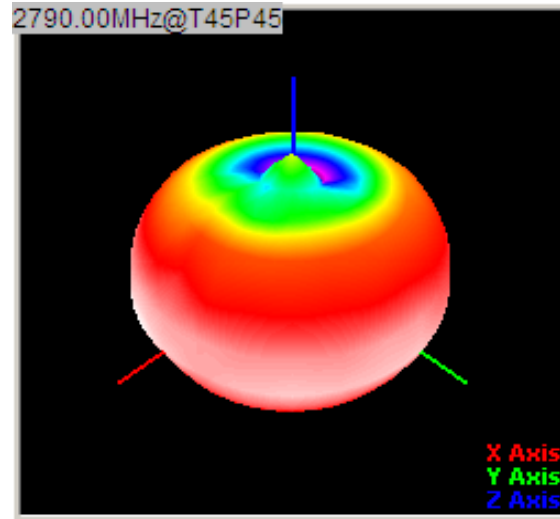
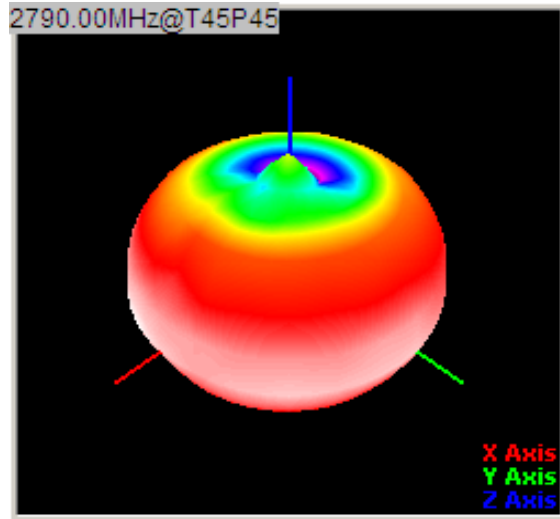
Z AXIS







0.76  
-0.01  
-0.78  
-1.55  
-2.32  
-3.09  
-3.86  
-4.63  
-5.4  
-6.17  
-6.94  
-7.71  
-8.48  
-9.25  
-10.02  
-10.79  
-11.56  
-12.33



0.72  
-0.01  
-0.75  
-1.49  
-2.22  
-2.96  
-3.7  
-4.43  
-5.17  
-5.9  
-6.64  
-7.38  
-8.11  
-8.85  
-9.59  
-10.32  
-11.06  
-11.8

