



**CENTRE OF TESTING SERVICE
INTERNATIONAL**

OPERATE ACCORDING TO ISO/IEC 17025

FCC ID TEST REPORT

TEST REPORT NUMBER : CGZ3110622-00444-E



CENTRE OF TESTING SERVICE CO., LTD.

Building F, Dachuang industrial park, No.379, Zhongshan Dadao,
Guangzhou, China.



TEST REPORT For FCC ID	
47 CFR PART 15 OCT, 2010	
Report Reference No.	CGZ3110622-00444-E
Date of issue	24 Jun 2011
Testing Laboratory Name	CETRE OF TESTING SERVICE CO., LTD
Address	Building F, Dachuang industrial park, No.379, Zhongshan Dadao, Guangzhou, China.
Testing location/ procedure	Full application of Harmonised standards <input checked="" type="checkbox"/> Partial application of Harmonised standards <input type="checkbox"/> Other standard testing method <input type="checkbox"/>
Applicant's name	Horizon Hobby
Address	4105 Fieldstone Road,Champaign,IL 61822,USA
Test specification	
Standard	47 CFR PART 15 OCT, 2010
Test Report Form No.	CTSEMC-1.0
TRF Originator	CENTRE OF TESTING SERVICE CO., LTD
Master TRF	Dated 2009-01
CENTRE OF TESTING SERVICE CO., LTD. All rights reserved.	
This publication may be reproduced in whole or in part for non-commercial purposes as long as the CENTRE OF TESTING SERVICE CO., LTD is acknowledged as copyright owner and source of the material. CENTRE OF TESTING SERVICE CO., LTD takes no responsibility for and will not assume liability for damages resulting from the reader's interpretation of the reproduced material due to its placement and context.	
Test item description	Losi AM 27MHz
Trade Mark	--
Manufacturer	Horizon Hobby
Model/Type reference	LSR2000
Ratings	8xStandard AA Batteries
Operating Frequency	27.045MHz/ AM
Result	Positive

Compiled by:

Violet

Violet Lee / File administrators

Supervised by:

Tom

Tom Xiao / Technique principal

Approved by:

Vincent yao

Vincent yao / Manager

Copyright of this report is owned by Centre of Testing Service and may not be reproduced other than in full except with the written approval of the issuing Company.

CENTRE OF TESTING SERVICE CO., LTD.

Building F, Dachuang industrial park, No.379, Zhongshan Dadao, Guangzhou, China

Tel: +86-20-85543113 (32 lines)

Fax: +86-20-38780406

Complaint line: +86-20-85533471

E-mail: cts@cts-lab.com.cn

See Reverse For Terms And Conditions of Service



FCC ID -- TEST REPORT

Test Report No. : CGZ3110526-00331-E	24 Jun 2011 Date of issue
---	------------------------------

Type / Model.....	LSR2000
EUT.....	Losi AM 27M
Applicant	Horizon Hobby
Address.....	4105 Fieldstone Road,Champaign,IL 61822,USA
Telephone.....	+1-2174033542
Fax.....	/
Contact.....	Mr.Henry Lin
Manufacturer	Horizon Hobby
Address.....	4105 Fieldstone Road,Champaign,IL 61822,USA
Telephone.....	+1-2174033542
Fax.....	/
Contact.....	Mr.Henry Lin
Test report holder	Horizon Hobby
Address.....	4105 Fieldstone Road,Champaign,IL 61822,USA
Telephone.....	+1-2174033542
Fax.....	/
Contact.....	Mr.Henry Lin

Test Result according to the standards on page 3: Positive
--

The test report merely corresponds to the test sample.
It is not permitted to copy extracts of these test result without the written permission of the test laboratory.

Copyright of this report is owned by Centre of Testing Service and may not be reproduced other than in full except with the written approval of the issuing Company.



TABLE OF CONTENTS

<u>Description</u>	<u>Page</u>
1.TEST STANDARDS	5
2.SUMMARY	5
2.1 GENERAL REMARKS	5
2.2 FINAL ASSESSMENT	5
3.EQUIPMENT UNDER TEST	5
3.1 POWER SUPPLY SYSTEM UTILISED	5
3.2 SHORT DESCRIPTION OF THE EQUIPMENT UNDER TEST (EUT)	5
3.3 EUT OPERATION MODE	5
3.4 EUT CONFIGURATION	6
4.TEST ENVIRONMENT	7
4.1 ADDRESS OF THE TEST LABORATORY	7
4.2 TEST FACILITY	7
4.3 ENVIRONMENTAL CONDITIONS	7
4.4 DEFINITIONS OF SYMBOLS USED IN THIS TEST REPORT	7
4.5 STATEMENT OF THE MEASUREMENT UNCERTAINTY	7
4.6 MEASUREMENT UNCERTAINTY	8
5.SUMMARY OF STANDARDS AND RESULTS	8
5.1.DESCRPTION OF STANDARDS AND RESULTS	8
6.POWER LINE CONDUCTED EMISSION TEST	9
6.1.TEST EQUIPMENT	9
6.2. BLOCK DIAGRAM OF TEST SETUP	9
6.3. POWER LINE CONDUCTED EMISSION TEST LIMITS	9
6.4.TEST PROCEDURE	9
6.5. POWER LINE CONDUCTED EMISSION TEST RESULTS	9
7.RADIATED DISTURBANCE (ELECTRIC FIELD)	10
7.1.TEST EQUIPMENT	10
7.2.BLOCK DIAGRAM OF TEST SETUP	10
7.3.RADIATED EMISSION:	11
7.4.TEST PROCEDURE	12
7.5.TX RADIATED EMISSION TEST RESULTS	13
7.6 RX RADIATED EMISSION TEST RESULTS	18
8.20 DB BANDWIDTH TEST	23
8.1. TEST EQUIPMENT	23

Copyright of this report is owned by Centre of Testing Service and may not be reproduced other than in full except with the written approval of the issuing Company.

CENTRE OF TESTING SERVICE CO., LTD.

Building F, Dachuang industrial park, No.379, Zhongshan Dadao, Guangzhou, China

Tel: +86-20-85543113 (32 lines)

Fax: +86-20-38780406

Complaint line: +86-20-85533471

E-mail: cts@cts-lab.com.cn

See Reverse For Terms And Conditions of Service



8.2. TEST INFORMATION.....23
8.3. TEST RESULTS23
9.DEVIATION TO TEST SPECIFICATIONS24

Copyright of this report is owned by Centre of Testing Service and may not be reproduced other than in full except with the written approval of the issuing Company.

CENTRE OF TESTING SERVICE CO., LTD.

Building F, Dachuang industrial park, No.379, Zhongshan Dadao, Guangzhou, China

Tel: +86-20-85543113 (32 lines)

Fax: +86-20-38780406

Complaint line: +86-20-85533471

E-mail: cts@cts-lab.com.cn

See Reverse For Terms And Conditions of Service

1. TEST STANDARDS

The tests were performed according to following standards:

- 47 CFR PART 15 OCT, 2010
- ANSI C63.4-2009

2. SUMMARY

2.1 GENERAL REMARKS

Date of receipt of test sample	22 Jun 2011
Testing commenced on	24 Jun 2011
Testing concluded on	27 Jul 2011

2.2 FINAL ASSESSMENT

The FCC requirements pertaining to the technical standards and tested operation modes are

- - fulfilled.
- **not** fulfilled.

The equipment under test

- - fulfils the FCC requirements cited on page 3.
- **does not** fulfil the FCC requirements cited on page 3.

3. EQUIPMENT UNDER TEST

3.1 Power supply system utilised

Power supply voltage : 8xStandard AA Batteries

3.2 Short description of the Equipment under Test (EUT)

Number of tested samples: 1
Serial number: Prototype

3.3 EUT operation mode

The equipment under test was operated during the measurement under the following conditions:

- TX-Y position
- TX-Z position
- - TX-X position

Operation mode 1: TX -X position (27.045MHz)

Note: X position of EUT is the worst case, so only these test results be recorded in the test report.

3.4 EUT configuration

3.4.1. Description of configuration (EUT)

Description	:	Losi AM27 MHz
Model Number	:	LSR2000
Operation frequency	:	27.045 MHz
Modulation Technology	:	FM modulation

3.4.2. Tested Supporting System Details



4. TEST ENVIRONMENT

4.1 Address of the test laboratory

Building F, Dachuang industrial park, No.379, Zhongshan Dadao, Guangzhou, China

Tel: +86-20-85543113 (32 lines)

Fax: +86-20-38780406

4.2 Test facility

The test facility is recognized, certified, or accredited by the following organizations:

CNAS-Lab Code: L3394

CENTRE OF TESTING SERVICE CO., LTD has been assessed and proved to be in compliance with CNAS-CL01: 2006 Accreditation Criteria for Testing and Calibration Laboratories (identical to ISO/IEC 17025: 2005 General Requirements) for the Competence of Testing and Calibration Laboratories.

IC-Registration No.: 8374

The 3m Alternate Test Site of CENTRE OF TESTING SERVICE CO., LTD has been registered by Certification and Engineering Bureau of Industry Canada for the performance of radiated measurements with Registration No. 8374 on June 6, 2011 .

FCC-Registration No.: 971995

CENTRE OF TESTING SERVICE CO., LTD, EMC Laboratory has been registered and fully described in a report filed with the FCC (Federal Communications Commission). The acceptance letter from the FCC is maintained in our files. Registration No.791995, July 21, 2009.

4.3 Environmental conditions

During the measurement the environmental conditions were within the listed ranges:

Temperature:	15~35 ° C
Humidity:	25~75 %
Atmospheric pressure:	86~106 kPa

4.4 Definitions of symbols used in this test report

- - The black square indicates that the listed condition, standard or equipment is applicable for this report.
- - The empty square indicates that the listed condition, standard or equipment is **not** applicable for this report.

4.5 Statement of the measurement uncertainty

The data and results referenced in this document are true and accurate. The reader is cautioned that there may be errors within the calibration limits of the equipment and facilities. The measurement uncertainty was calculated for all measurements listed in this test report acc. to CISPR 16 - 4 "Specification for radio disturbance and immunity measuring apparatus and methods – Part 4: Uncertainty in EMC Measurements" and is documented in the CTS quality system acc. to DIN EN ISO/IEC 17025. Furthermore, component and process variability of devices similar to that tested may result in additional deviation. The manufacturer has the sole responsibility of continued compliance of the device.



4.6 Measurement Uncertainty

Test Item	Frequency Range	Uncertainty	Note
Conduction disturbance	150kHz~30MHz	±1.22dB	(1)
Power disturbance	30MHz~300MHz	±1.38dB	(1)
Radiation emission (3m)	30MHz~300MHz	±3.14dB	(1)
	300MHz~1000MHz	±3.18dB	(1)

(1). This uncertainty represents an expanded uncertainty expressed at approximately the 95% confidence level using a coverage factor of k=2.

5. Summary of standards and results

5.1. Description of Standards and Results

The EUT have been tested according to the applicable standards as referenced below.

EMISSION		
Description of Test Item	Standard	Results
Conducted Emission Test	FCC Part 15 C: 15.107 ANSI C63.4-2009	N/A
Radiated Emission Test	FCC Part 15 C: 15.227 and 209 ANSI C63.4-2009	PASSED
20 dB Bandwidth	FCC Part 15 C: 15.227 ANSI C63.4-2009	PASSED
N/A is an abbreviation for Not Applicable.		

Copyright of this report is owned by Centre of Testing Service and may not be reproduced other than in full except with the written approval of the issuing Company.

CENTRE OF TESTING SERVICE CO., LTD.

Building F, Dachuang industrial park, No.379, Zhongshan Dadao, Guangzhou, China

Tel: +86-20-85543113 (32 lines)

Fax: +86-20-38780406

Complaint line: +86-20-85533471

E-mail: cts@cts-lab.com.cn


See Reverse For Terms And Conditions of Service

6. Power Line Conducted Emission Test

6.1. Test Equipment

Conducted Disturbance					
Item	Test Equipment	Manufacturer	Model No.	Serial No.	Last Cal.
1	EMI Test Receiver	ROHDE & SCHWARZ	ESHS10	842884/012	2010/12
2	Artificial Mains	ROHDE & SCHWARZ	ESH3-Z5	832479/025	2010/12
3	Artificial Mains	ROHDE & SCHWARZ	ESH3-Z5	832479/026	2010/12
4	Pulse Limiter	ROHDE & SCHWARZ	ESHSZ2	100301	2010/12
5	EMI Test Software	ROHDE & SCHWARZ	ESK1	N/A	2010/12

6.2. Block Diagram of Test Setup



(EUT: Losi AM 27MHz)

6.3. Power Line Conducted Emission Test Limits

Frequency	Maximum RF Line Voltage	
	Quasi-Peak Level dB(μV)	Average Level dB(μV)
150kHz ~ 500kHz	66 ~ 56*	56 ~ 46*
500kHz ~ 5MHz	56	46
5MHz ~ 30MHz	60	50

- Notes: 1. * Decreasing linearly with logarithm of frequency.
 2. The lower limit shall apply at the transition frequencies.

6.4. Test Procedure

The EUT Power connected to the power mains through a line impedance stabilization network (L.I.S.N.#2). This provides a 50 ohm coupling impedance for the EUT. Please refer the block diagram of the test setup and photographs. The other peripheral devices power cord connected to the power mains through a line impedance stabilization network (L.I.S.N.#1). Power on the PC and let it work normally, we use a keyboard test soft ware, let EUT working in test mode, then test it. Both sides of AC line are checked to find out the maximum conducted emission. In order to find the maximum emission levels, the relative positions of equipment and all of the interface cables shall be changed according to FCC Part 15C on Conducted Emission Test.

The bandwidth of test receiver (R & S ESHS 10) is set at 10kHz.

6.5. Power Line Conducted Emission Test Results

Not Applicable (The EUT power supply by 8xStandard AA Batteries)


7. Radiated disturbance (electric field)

7.1. Test Equipment

Radiated disturbance (electric field)					
Item	Test Equipment	Manufacturer	Model No.	Serial No.	Last Cal.
1	EMI Test Receiver	ROHDE & SCHWARZ	ESCI	100868	2010/12
2	Biconical Antenna	ROHDE & SCHWARZ	HK116	100221	2010/12
3	Log per Antenna	ROHDE & SCHWARZ	HL223	100226	2010/12
4	Log per Antenna	ROHDE & SCHWARZ	HL050	100186	2010/12
5	Loop Antenna	A.R.A	PLA-1030/B	1030	2010/12
6	Signal analyzer	ROHDE & SCHWARZ	FSIQ26	100311	2010/12

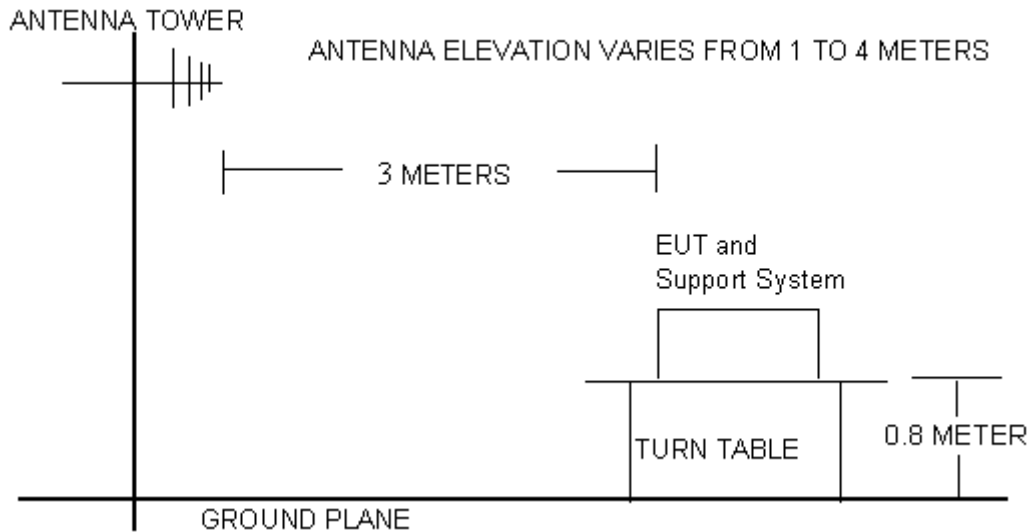
7.2. Block Diagram of Test Setup

7.2.1 Block Diagram of connection between EUT and simulators



(EUT: Losi AM 27MHz)

7.2.2 Anechoic Chamber Setup Diagram



7.3. Radiated Emission:

LIMIT

The field strength of any emission within this band shall not exceed 10,000 microvolts/meter at 3 meters. The emission limit in this paragraph is based on measurement instrumentation employing an average detector. The provisions in Section 15.35 for limiting peak emissions apply.

The field strength of any emissions which appear outside of this band shall not exceed the general radiated emission limits in Section 15.209.

- 1、 Except as provided elsewhere in this Subpart, the emissions from an intentional radiator shall not exceed the field strength levels specified in the following table:

Frequency (MHz)	Field Strength (mV/m)	Measurement Distance (m)
30-88	100*	3
88-216	150*	3
216-960	200*	3
Above 960	500	3

Remark: Except as provided in paragraph (g), fundamental emissions from intentional radiators operating under this Section shall not be located in the frequency bands 54-72 MHz, 76-88 MHz, 174-216 MHz or 470-806 MHz. However, operation within these frequency bands is permitted under other sections of this Part, e.g., Sections 15.231 and 15.241.

Copyright of this report is owned by Centre of Testing Service and may not be reproduced other than in full except with the written approval of the issuing Company.

CENTRE OF TESTING SERVICE CO., LTD.

Building F, Dachuang industrial park, No.379, Zhongshan Dadao, Guangzhou, China

Tel: +86-20-85543113 (32 lines)

Fax: +86-20-38780406

Complaint line: +86-20-85533471

E-mail: cts@cts-lab.com.cn

See Reverse For Terms And Conditions of Service

2. In the above emission table, the tighter limit applies at the band edges.

Frequency (Hz)	Field Strength (µV/m at 3-meter)	Field Strength (dBµV/m at 3-meter)
30-88	100	40
88-216	150	43.5
216-960	200	46
Above 960	500	54

3. Except as provided elsewhere in this Subpart, the emissions from an intentional radiator shall not exceed the field strength levels specified in the following table:

Frequency (Hz)	Field Strength (µV/m at meter)	Measurement Distance (meter)
0.009 – 0.490	2400 / F (kHz)	300
0.490 – 1.705	24000 / F (kHz)	30
1.705 – 30.0	30	30
30 - 88	100**	3
88-216	150**	3
216-960	200**	3
Above 960	500	3

*** Except as provided in paragraph (g), fundamental emissions from intentional radiators operating under this Section shall not be located in the frequency bands 54-72 MHz, 76-88 MHz, 174-216 MHz or 470-806 MHz. However, operation within these frequency bands is permitted under other sections of this Part, e.g., Sections 15.231 and 15.241.*

7.4. Test Procedure

- The EUT is placed on a turntable, which is 0.8m above ground plane.
- The turntable shall be rotated for 360 degrees to determine the position of maximum emission level.
- EUT is set 3m away from the receiving antenna (below 30MHz use loop antenna and above 30MHz use Log per Antenna), which is varied from 1m to 4m to find out the highest emissions.
- Maximum procedure was performed on the six highest emissions to ensure EUT compliance.
- And also, each emission was to be maximized by changing the polarization of receiving antenna both horizontal and vertical.
- Set the spectrum analyzer in the following setting as:
 Below 1GHz:
 RBW=100kHz / VBW=100kHz / Sweep=AUTO
 Above 1GHz:
 PEAK: RBW=VBW=1MHz / Sweep=AUTO
 AVERAGE: RBW=1MHz / VBW=10Hz / Sweep=AUTO
- Repeat above procedures until the measurements for all frequencies are complete.

Copyright of this report is owned by Centre of Testing Service and may not be reproduced other than in full except with the written approval of the issuing Company.

CENTRE OF TESTING SERVICE CO., LTD.

Building F, Dachuang industrial park, No.379, Zhongshan Dadao, Guangzhou, China

Tel: +86-20-85543113 (32 lines)

Fax: +86-20-38780406

Complaint line: +86-20-85533471

E-mail: cts@cts-lab.com.cn

See Reverse For Terms And Conditions of Service



7.5.TX Radiated Emission Test Results

PASSED.

The frequency range from 9KHz to 30MHz,30MHz to 230MHz, 230MHz to 1000MHz is investigated.
Please see the following pages.

Copyright of this report is owned by Centre of Testing Service and may not be reproduced other than in full except with the written approval of the issuing Company.

CENTRE OF TESTING SERVICE CO., LTD.

Building F, Dachuang industrial park, No.379, Zhongshan Dadao, Guangzhou, China

Tel: +86-20-85543113 (32 lines)

Fax: +86-20-38780406

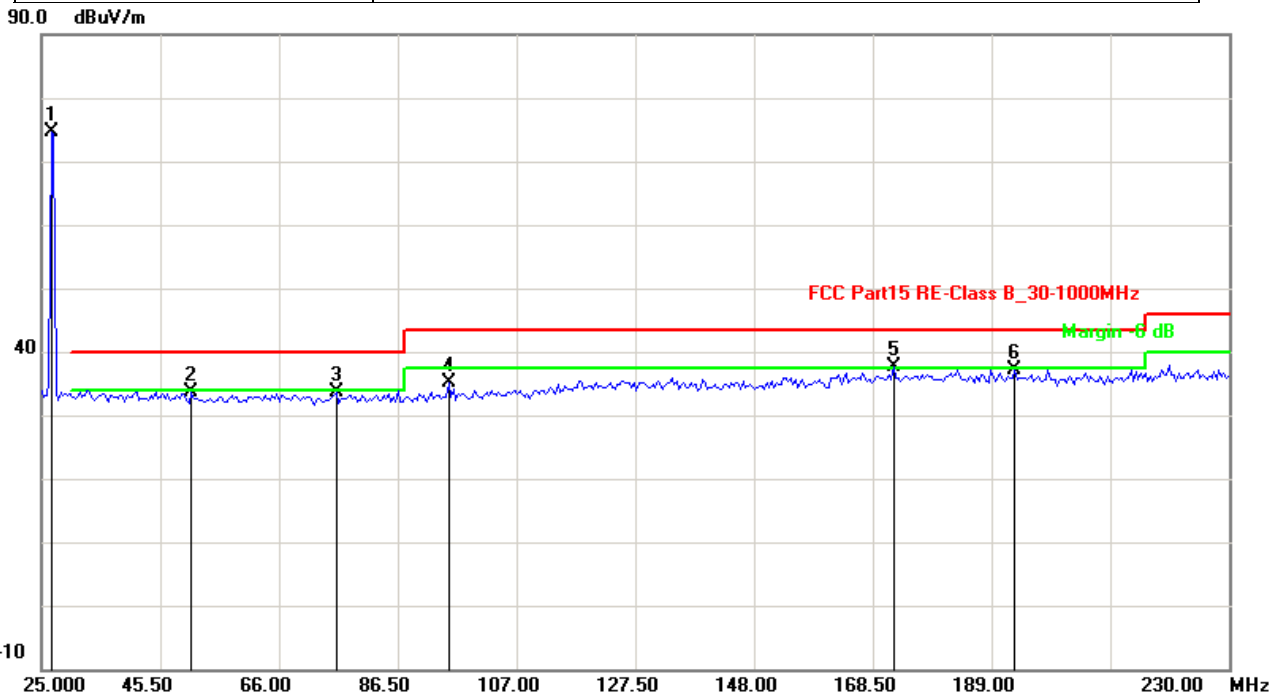
Complaint line: +86-20-85533471

E-mail: cts@cts-lab.com.cn

See Reverse For Terms And Conditions of Service

Test Mode:	TX -X position	Result:	<input checked="" type="checkbox"/> - passed
Test point:	Vertical		<input type="checkbox"/> - not passed
Frequency range:	9KHz-30MHz and 30-230MHz and 230-1000MHz		

EUT	Losi AM27MHz
Firm Name	Horizon Hobby
Operating Condition	8xStandard AA Batteries
Test Condition	Ambient Temperature: 25°C Humidity: 56%
Test Date:	22 Jun~24 AJun 2011
Operator	Peter
MODEL NO	LSR2000



No.	Frequency (MHz)	Factor (dB)	Reading (dBuV)	Level (dBuV/m)	Limit (dBuV/m)	Margin (dB)	Det.
1	27.0453	6.34	68.35	74.69	80.00	-5.31	peak
2	50.8818	5.30	28.29	33.59	40.00	-6.41	QP
3	75.9419	4.93	28.58	33.51	40.00	-6.49	QP
4	95.2505	5.01	30.10	35.11	43.50	-8.39	QP
5	172.0741	7.41	30.23	37.64	43.50	-5.86	QP
6	193.0261	7.38	29.72	37.10	43.50	-6.40	QP

Remark:9KHz~25MHz no specific emission form the EUT (Margin > 6dB form the applicable Limit)

Copyright of this report is owned by Centre of Testing Service and may not be reproduced other than in full except with the written approval of the issuing Company.

CENTRE OF TESTING SERVICE CO., LTD.

Building F, Dachuang industrial park, No.379, Zhongshan Dadao, Guangzhou, China

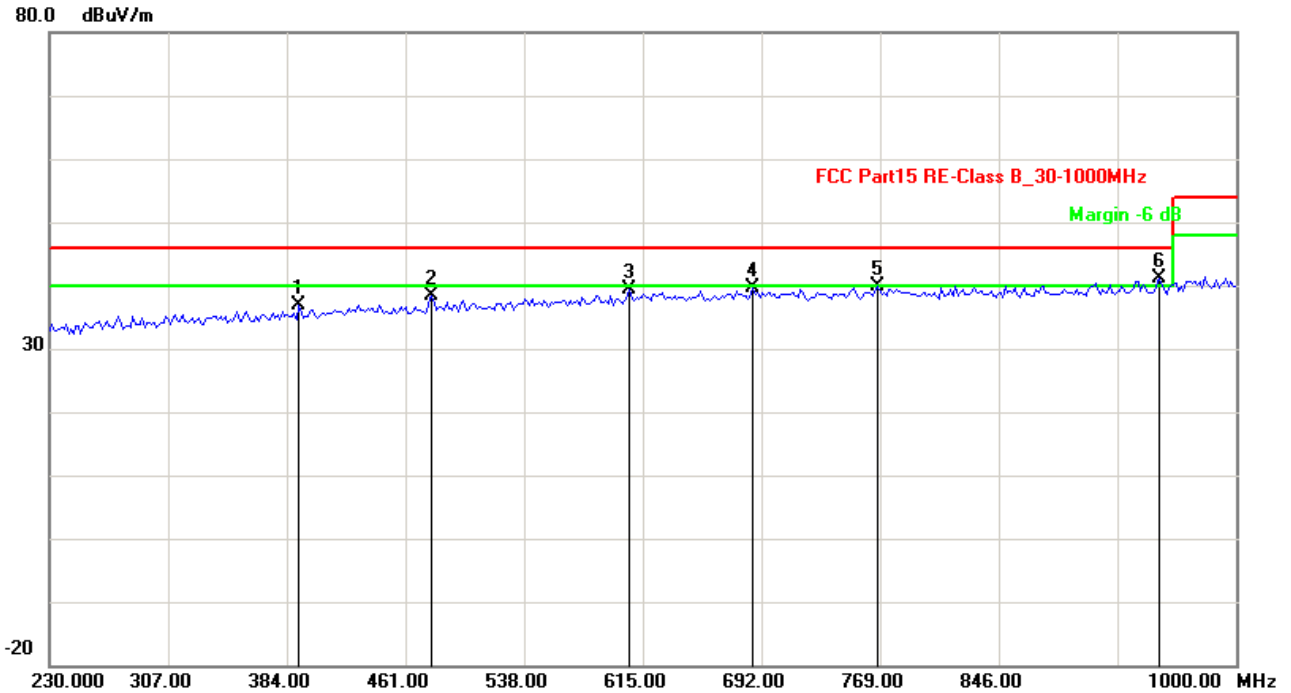
Tel: +86-20-85543113 (32 lines)

Fax: +86-20-38780406

Complaint line: +86-20-85533471

E-mail: cts@cts-lab.com.cn

See Reverse For Terms And Conditions of Service



No.	Frequency (MHz)	Factor (dB)	Reading (dBuV)	Level (dBuV/m)	Limit (dBuV/m)	Margin (dB)	Det.
1	392.0240	7.57	29.31	36.88	46.00	-9.12	QP
2	478.4369	8.38	30.11	38.49	46.00	-7.51	QP
3	606.5130	9.42	29.95	39.37	46.00	-6.63	QP
4	686.7535	10.24	29.27	39.51	46.00	-6.49	QP
5	766.9940	10.25	29.67	39.92	46.00	-6.08	QP
6	950.6212	10.50	30.74	41.24	46.00	-4.76	QP

Note: 1. Emission level=Read level + Factor
 2. Factor=Antenna factor + Cable loss
 3. Margin=Level-Limit.

Copyright of this report is owned by Centre of Testing Service and may not be reproduced other than in full except with the written approval of the issuing Company.

CENTRE OF TESTING SERVICE CO., LTD.

Building F, Dachuang industrial park, No.379, Zhongshan Dadao, Guangzhou, China

Tel: +86-20-85543113 (32 lines)

Fax: +86-20-38780406

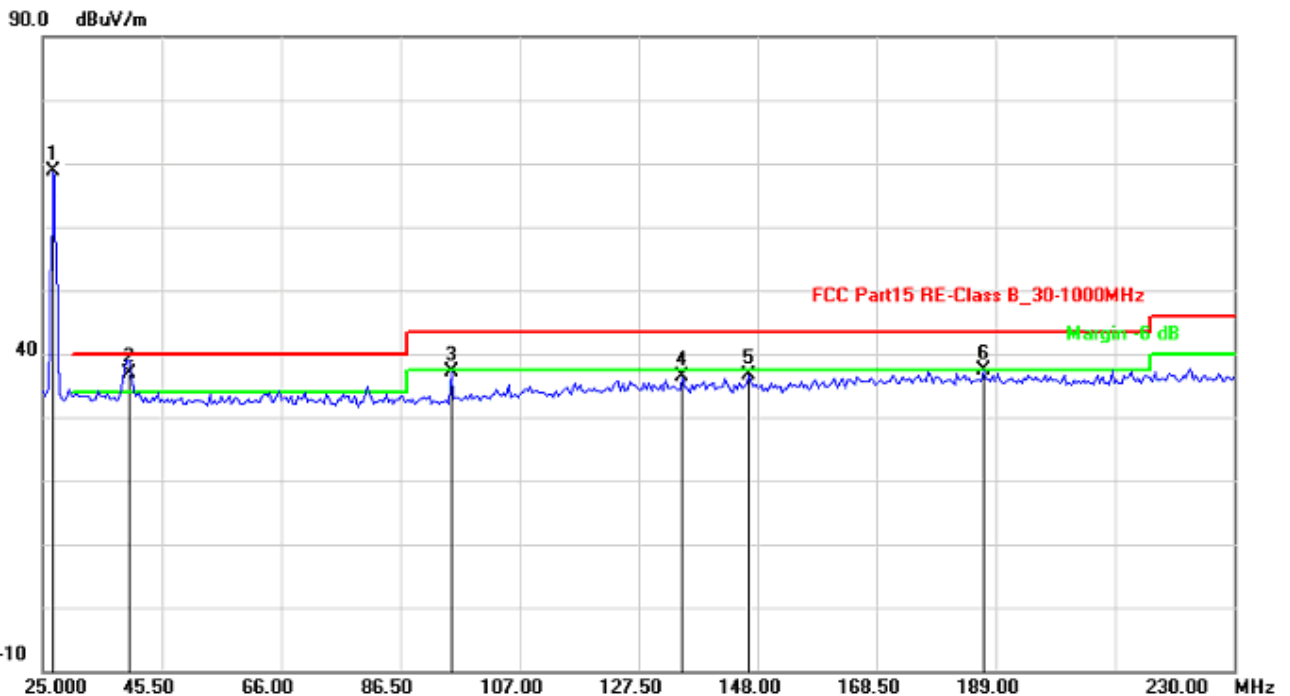
Complaint line: +86-20-85533471

E-mail: cts@cts-lab.com.cn

See Reverse For Terms And Conditions of Service

Test Mode:	TX -X position	Result:	<input checked="" type="checkbox"/> - passed
Test point:	Horizontal		<input type="checkbox"/> - not passed
Frequency range:	9KHz-30MHz and 30-230MHz and 230-1000MHz		

EUT	Losi AM27MHz
Firm Name	Horizon Hobby
Operating Condition	8xStandard AA Batteries
Test Condition	Ambient Temperature: 25°C Humidity: 56%
Test Date:	22 Jun~24 AJun 2011
Operator	Peter
MODEL NO	LSR2000



No.	Frequency (MHz)	Factor (dB)	Reading (dBuV)	Level (dBuV/m)	Limit (dBuV/m)	Margin (dB)	Det.
1	27.0453	6.64	76.95	69.89	80.00	-10.11	peak
2	39.7896	5.71	31.25	36.96	40.00	-3.04	QP
3	95.2505	5.01	32.00	37.01	43.50	-6.49	QP
4	135.1002	6.50	29.95	36.45	43.50	-7.05	QP
5	146.6032	6.37	30.22	36.59	43.50	-6.91	QP
6	186.8637	7.42	29.89	37.31	43.50	-6.19	QP

Remark:9KHz~25MHz no specific emission form the EUT (Margin > 6dB form the applicable Limit)

Copyright of this report is owned by Centre of Testing Service and may not be reproduced other than in full except with the written approval of the issuing Company.

CENTRE OF TESTING SERVICE CO., LTD.

Building F, Dachuang industrial park, No.379, Zhongshan Dadao, Guangzhou, China

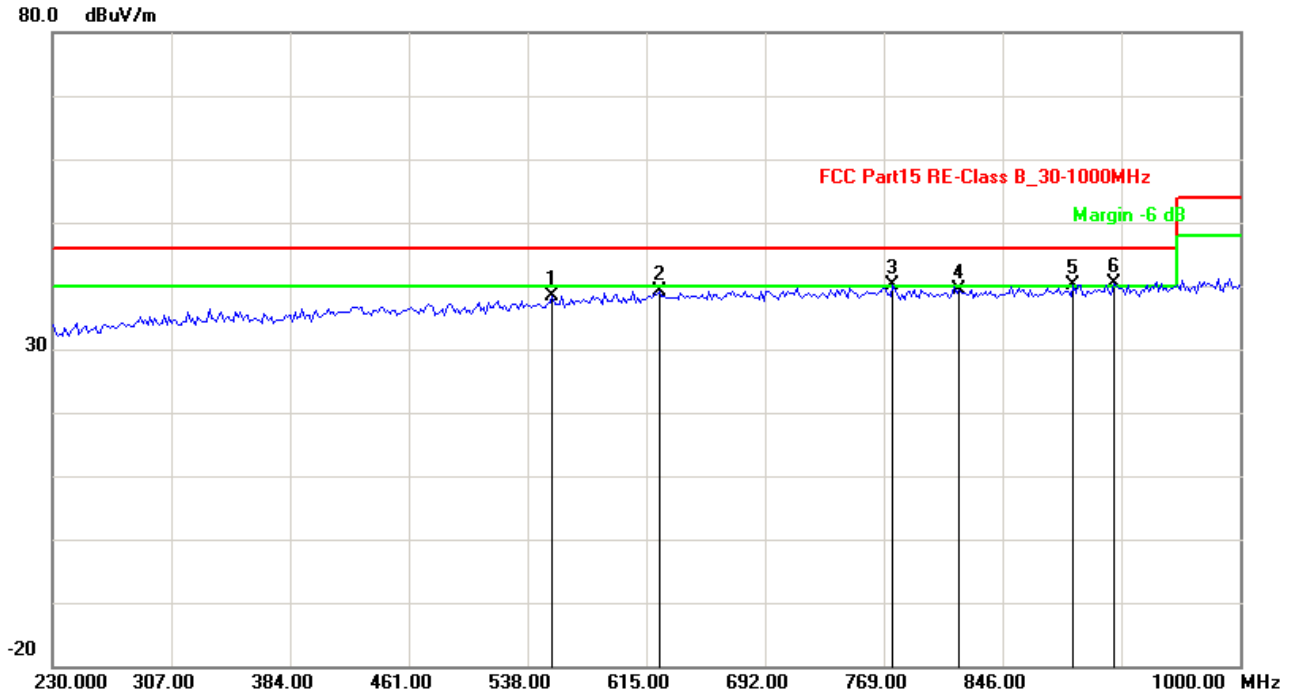
Tel: +86-20-85543113 (32 lines)

Fax: +86-20-38780406

Complaint line: +86-20-85533471

E-mail: cts@cts-lab.com.cn

See Reverse For Terms And Conditions of Service



No.	Frequency (MHz)	Factor (dB)	Reading (dBuV)	Level (dBuV/m)	Limit (dBuV/m)	Margin (dB)	Det.
1	554.0481	8.94	29.38	38.32	46.00	-7.68	QP
2	623.4870	9.72	29.32	39.04	46.00	-6.96	QP
3	774.7094	10.25	29.82	40.07	46.00	-5.93	QP
4	817.9158	10.11	29.38	39.49	46.00	-6.51	QP
5	891.9840	10.50	29.68	40.18	46.00	-5.82	QP
6	918.2164	10.50	29.81	40.31	46.00	-5.69	QP

Note: 1. Emission level=Read level + Factor
 2. Factor=Antenna factor + Cable loss
 3. Margin= Level- Limit.

Copyright of this report is owned by Centre of Testing Service and may not be reproduced other than in full except with the written approval of the issuing Company.

CENTRE OF TESTING SERVICE CO., LTD.

Building F, Dachuang industrial park, No.379, Zhongshan Dadao, Guangzhou, China

Tel: +86-20-85543113 (32 lines)

Fax: +86-20-38780406

Complaint line: +86-20-85533471

E-mail: cts@cts-lab.com.cn

See Reverse For Terms And Conditions of Service



7.6 RX Radiated Emission Test Results

PASSED.

The frequency range from 9KHz to 30MHz ,30MHz to 230MHz, 230MHz to 1000MHz is investigated.
Please see the following pages.

Copyright of this report is owned by Centre of Testing Service and may not be reproduced other than in full except with the written approval of the issuing Company.

CENTRE OF TESTING SERVICE CO., LTD.

Building F, Dachuang industrial park, No.379, Zhongshan Dadao, Guangzhou, China

Tel: +86-20-85543113 (32 lines)

Fax: +86-20-38780406

Complaint line: +86-20-85533471

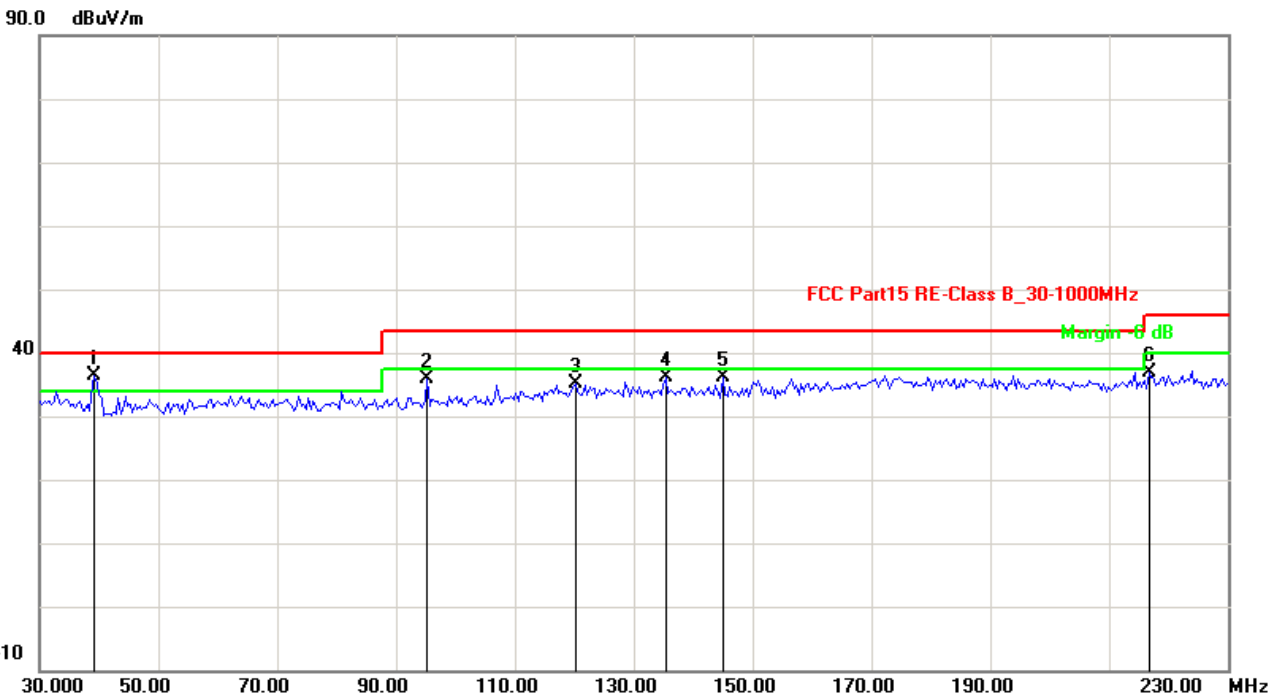
E-mail: cts@cts-lab.com.cn

See Reverse For Terms And Conditions of Service



Test Mode:	RX Mode Normal	Result:	<input checked="" type="checkbox"/> - passed
Test point:	Vertical		<input type="checkbox"/> - not passed
Frequency range:	9KHz-30MHz and 30-230MHz and 230-1000MHz		

EUT	Losi AM27MHz
Firm Name	Horizon Hobby
Operating Condition	8xStandard AA Batteries
Test Condition	Ambient Temperature: 25°C Humidity: 56%
Test Date:	22 Jun~24 AJun 2011
Operator	Peter
MODEL NO	LSR2000



No.	Frequency (MHz)	Factor (dB)	Reading (dBuV)	Level (dBuV/m)	Limit (dBuV/m)	Margin (dB)	Det.
1	2873.747	19.82	29.05	48.87	74.00	-25.13	peak
2	5386.774	23.92	16.30	40.22	54.00	-13.78	AVG
3	6885.772	25.13	18.62	43.75	54.00	-10.25	AVG
4	8230.461	26.93	17.74	44.67	54.00	-9.33	AVG
5	9795.591	28.85	17.43	46.28	54.00	-7.72	AVG
6	11757.515	29.76	16.84	46.60	54.00	-7.40	AVG

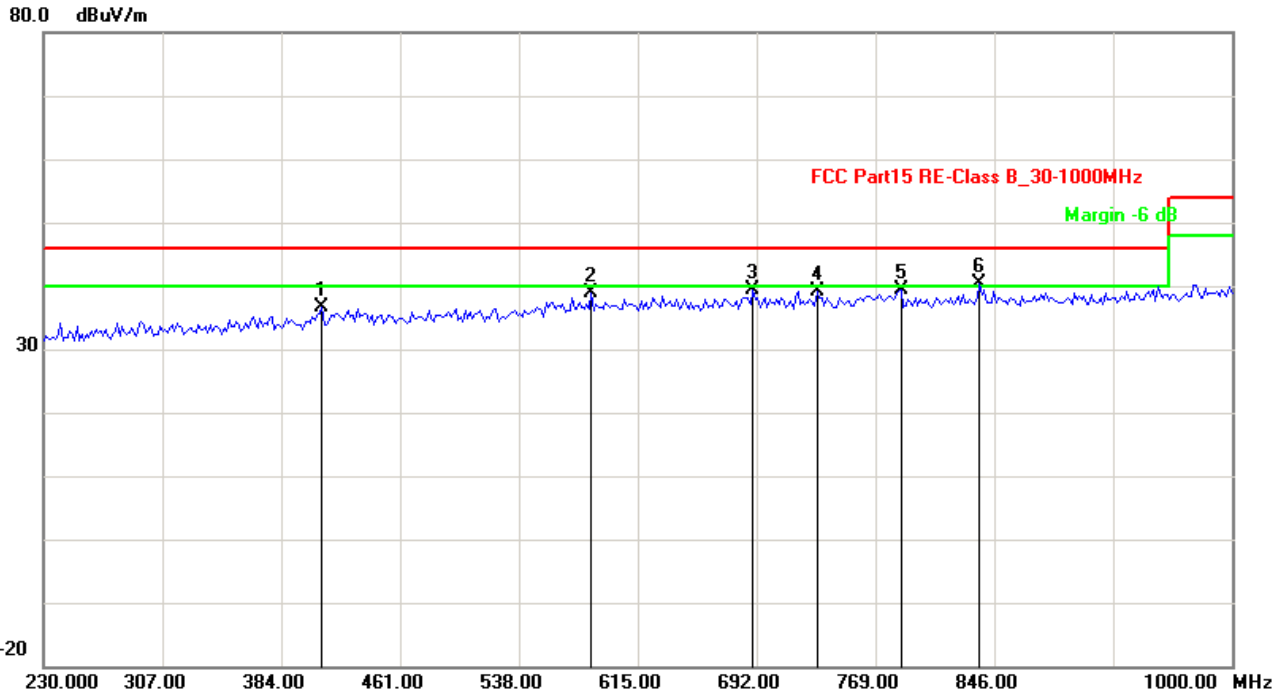
Remark:9KHz~30MHz no specific emission form the EUT (Margin > 6dB form the applicable Limit)

- Note:
1. Emission level=Read level + Factor
 2. Factor=Antenna factor + Cable loss
 3. Margin= Level- Limit.

Copyright of this report is owned by Centre of Testing Service and may not be reproduced other than in full except with the written approval of the issuing Company.

CENTRE OF TESTING SERVICE CO., LTD.
 Building F, Dachuang industrial park, No.379, Zhongshan Dadao, Guangzhou, China
 Tel: +86-20-85543113 (32 lines) Fax: +86-20-38780406
 Complaint line: +86-20-85533471 E-mail: cts@cts-lab.com.cn

See Reverse For Terms And Conditions of Service



	Frequency (MHz)	Factor (dB)	Reading (dBuV)	Level (dBuV/m)	Limit (dBuV/m)	Margin (dB)	Det.
1	1	410.5411	7.93	28.66	36.59	46.00	-9.41
2	2	584.9098	9.21	29.75	38.96	46.00	-7.04
3	3	689.8397	10.27	29.10	39.37	46.00	-6.63
4	4	731.5030	10.25	28.94	39.19	46.00	-6.81
5	5	785.5110	10.14	29.13	39.27	46.00	-6.73
6	6	836.4329	10.20	30.17	40.37	46.00	-5.63

Note: 1. Emission level=Read level + Factor
 2. Factor=Antenna factor + Cable loss
 3. Margin= Level- Limit.

Copyright of this report is owned by Centre of Testing Service and may not be reproduced other than in full except with the written approval of the issuing Company.

CENTRE OF TESTING SERVICE CO., LTD.

Building F, Dachuang industrial park, No.379, Zhongshan Dadao, Guangzhou, China

Tel: +86-20-85543113 (32 lines)

Fax: +86-20-38780406

Complaint line: +86-20-85533471

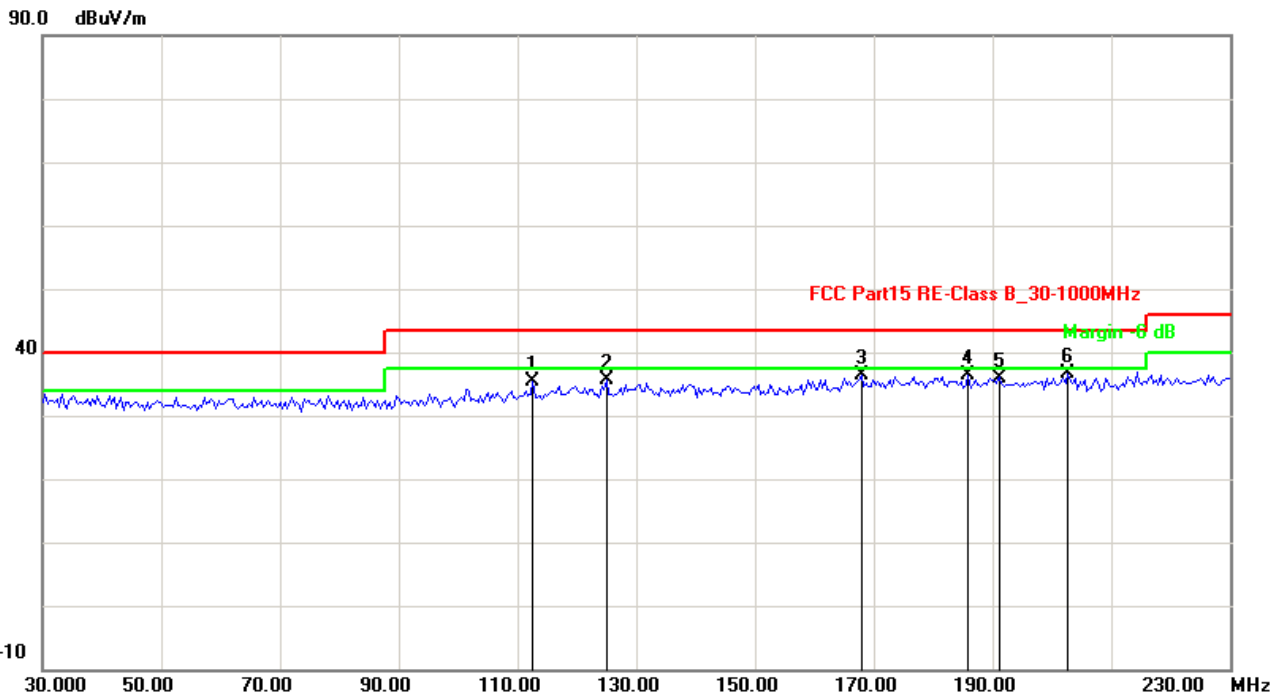
E-mail: cts@cts-lab.com.cn

See Reverse For Terms And Conditions of Service



Test Mode:	RX Mode Normal	Result:	<input checked="" type="checkbox"/> - passed <input type="checkbox"/> - not passed
Test point:	Horizontal		
Frequency range:	9KHz-30MHz and 30-230MHz and 230-1000MHz		

EUT	Losi AM27MHz
Firm Name	Horizon Hobby
Operating Condition	8xStandard AA Batteries
Test Condition	Ambient Temperature: 25°C Humidity: 56%
Test Date:	22 Jun~24 AJun 2011
Operator	Peter
MODEL NO	LSR2000



No.	Frequency (MHz)	Factor (dB)	Reading (dBuV)	Level (dBuV/m)	Limit (dBuV/m)	Margin (dB)	Det.
1	112.5651	5.94	29.55	35.49	43.50	-8.01	QP
2	124.9900	6.55	29.02	35.57	43.50	-7.93	QP
3	167.8758	7.24	29.04	36.28	43.50	-7.22	QP
4	185.9118	7.42	28.93	36.35	43.50	-7.15	QP
5	191.1222	7.39	28.61	36.00	43.50	-7.50	QP
6	202.7455	7.34	29.38	36.72	43.50	-6.78	QP

Remark:9KHz~30MHz no specific emission form the EUT (Margin > 6dB form the applicable Limit)

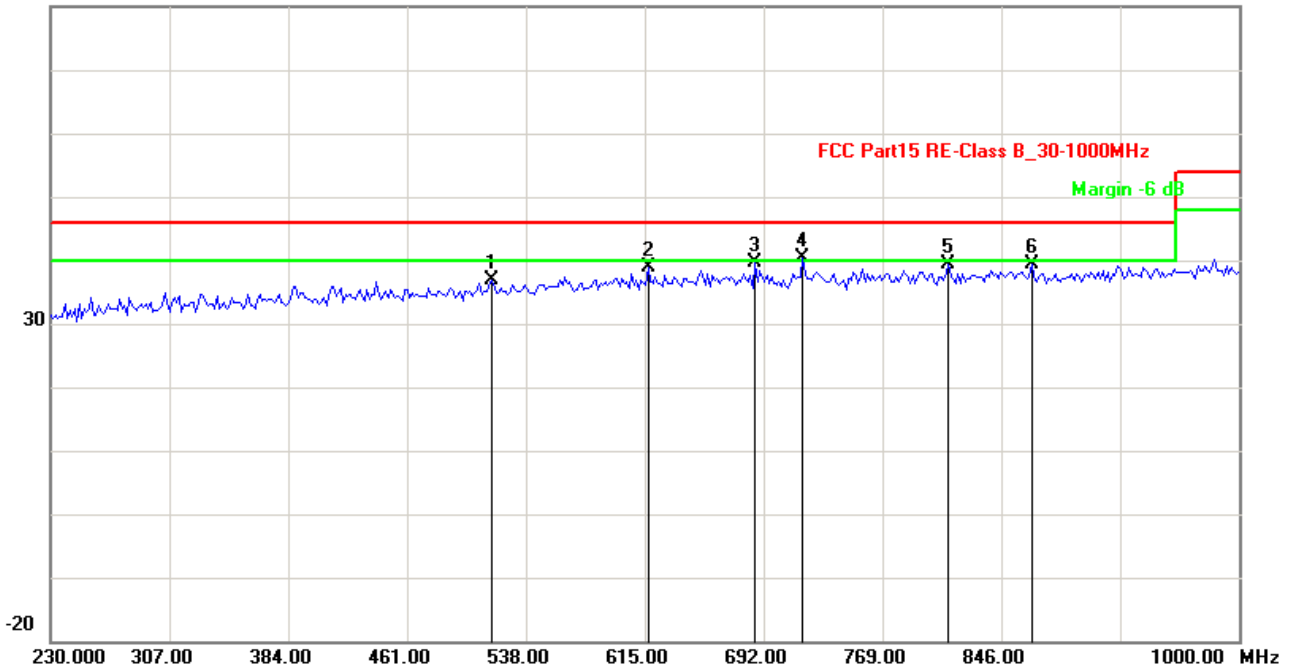
- Note: 1. Emission level=Read level + Factor
 2. Factor=Antenna factor + Cable loss
 3.Margin= Level- Limit.

Copyright of this report is owned by Centre of Testing Service and may not be reproduced other than in full except with the written approval of the issuing Company.

CENTRE OF TESTING SERVICE CO., LTD.
 Building F, Dachuang industrial park, No.379, Zhongshan Dadao, Guangzhou, China
 Tel: +86-20-85543113 (32 lines) Fax: +86-20-38780406
 Complaint line: +86-20-85533471 E-mail: cts@cts-lab.com.cn

See Reverse For Terms And Conditions of Service

80.0 dBuV/m



No.	Frequency (MHz)	Factor (dB)	Reading (dBuV)	Level (dBuV/m)	Limit (dBuV/m)	Margin (dB)	Det.
1	515.4709	8.63	28.25	36.88	46.00	-9.12	QP
2	617.3146	9.61	29.28	38.89	46.00	-7.11	QP
3	686.7535	10.24	29.27	39.51	46.00	-6.49	QP
4	717.6152	10.28	30.07	40.35	46.00	-5.65	QP
5	811.7435	10.07	29.24	39.31	46.00	-6.69	QP
6	865.7515	10.41	28.87	39.28	46.00	-6.72	QP

Copyright of this report is owned by Centre of Testing Service and may not be reproduced other than in full except with the written approval of the issuing Company.

CENTRE OF TESTING SERVICE CO., LTD.

Building F, Dachuang industrial park, No.379, Zhongshan Dadao, Guangzhou, China

Tel: +86-20-85543113 (32 lines)

Fax: +86-20-38780406

Complaint line: +86-20-85533471

E-mail: cts@cts-lab.com.cn

See Reverse For Terms And Conditions of Service



8.20 dB Bandwidth test

8.1. Test Equipment

20 dB Bandwidth test					
Item	Test Equipment	Manufacturer	Model No.	Serial No.	Last Cal.
1	EMI Test Receiver	ROHDE & SCHWARZ	ESCI	10868	2010/12
2	Log per Antenna	ROHDE & SCHWARZ	HL050	100186	2010/12
3	Signal analyzer	ROHDE & SCHWARZ	FSIQ26	100311	2010/12

8.2. Test Information

EUT:	Losi AM 27MHz
M/N:	LSR2000
Firm Name:	Horizon Hobby
Power supply:	8xStandard AA Batteries
Test Condition:	Ambient Temperature: 25°C Humidity: 56%
Test standard:	FCC PART 15C: 15.227
Test mode:	Transmitting, Hopping on
Test Frequency:	27.045MHz
Test Date:	23 Jun 2011
Test By:	Peter

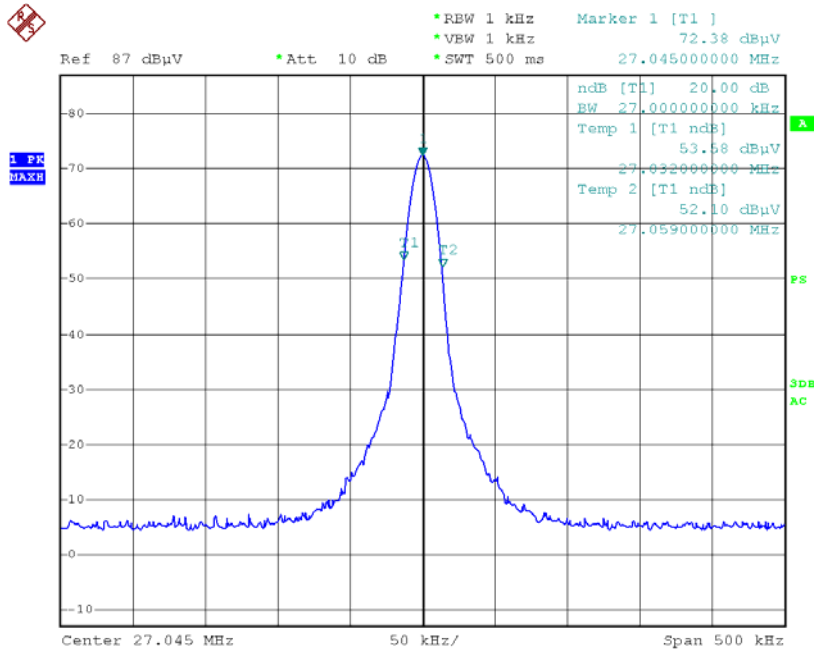
8.3. Test Results

PASSED.

The testing data was attached in the next pages.

Channel	20dB Bandwidth (kHz)	Limit (kHz)	Conclusion
27.045	27	---	PASSED

Test Frequency:27.045 MHz



Date: 23.JUN.2011 16:47:09

9.Deviation to test specifications

[NONE]

Copyright of this report is owned by Centre of Testing Service and may not be reproduced other than in full except with the written approval of the issuing Company.

CENTRE OF TESTING SERVICE CO., LTD.

Building F, Dachuang industrial park, No.379, Zhongshan Dadao, Guangzhou, China

Tel: +86-20-85543113 (32 lines)

Fax: +86-20-38780406

Complaint line: +86-20-85533471

E-mail: cts@cts-lab.com.cn

See Reverse For Terms And Conditions of Service