


Antenna Data Sheet



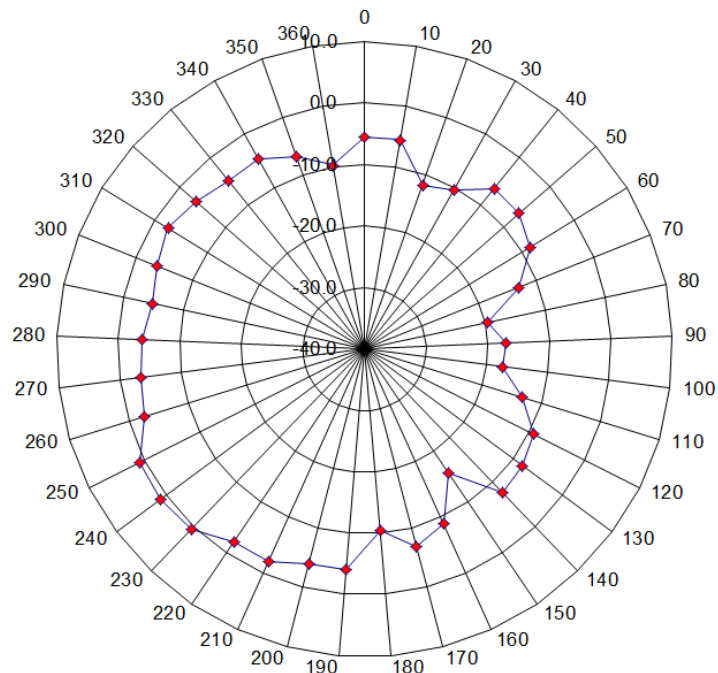
1. General Information

Antenna Name	2.4GHz direct solder antenna
Antenna Model	31mm single conductor 1/4 wave antenna
Antenna Type	Monopole Antenna
Frequency Range	2400~2483.5MHz

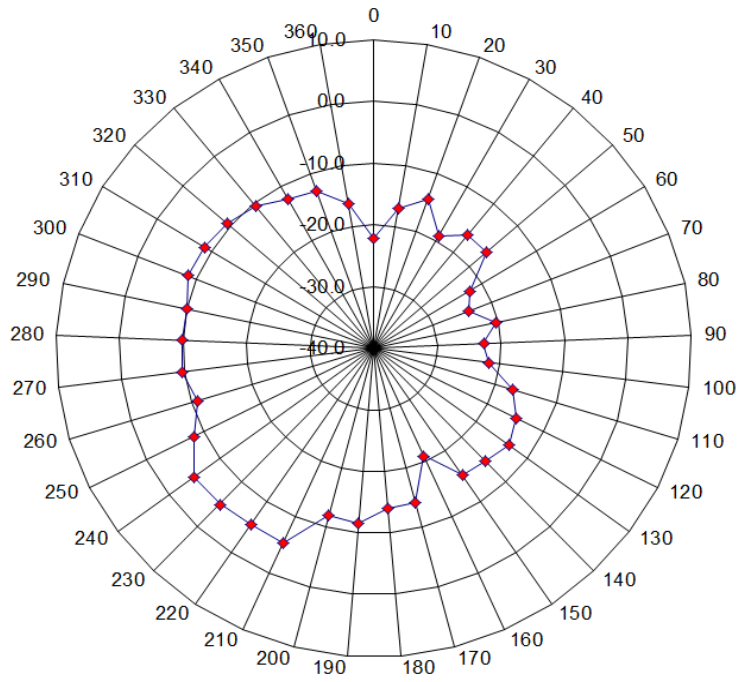
2. Max Peak Antenna Gain

Test Frequency (MHz)	Max Peak Gain (dBi)
2405MHz	1.18
2440MHz	2.11
2480MHz	1.93

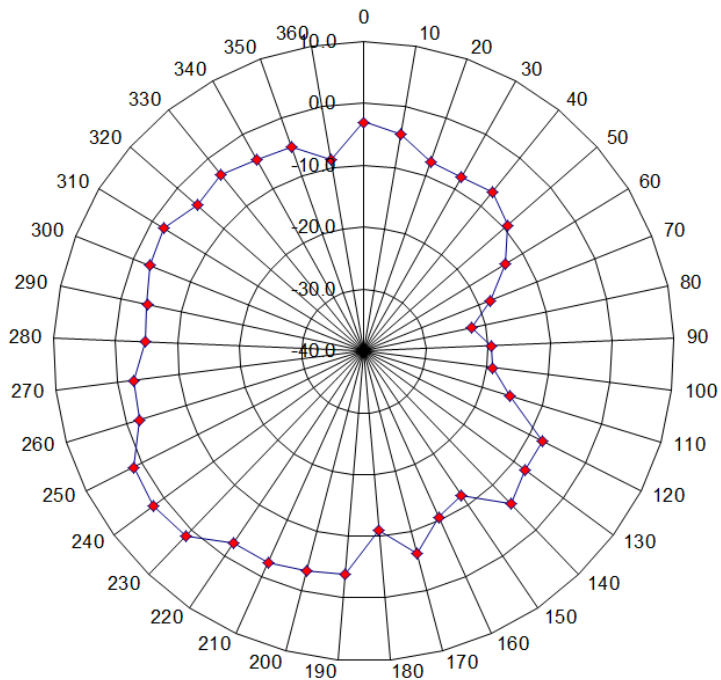
3. Antenna Radiation Pattern



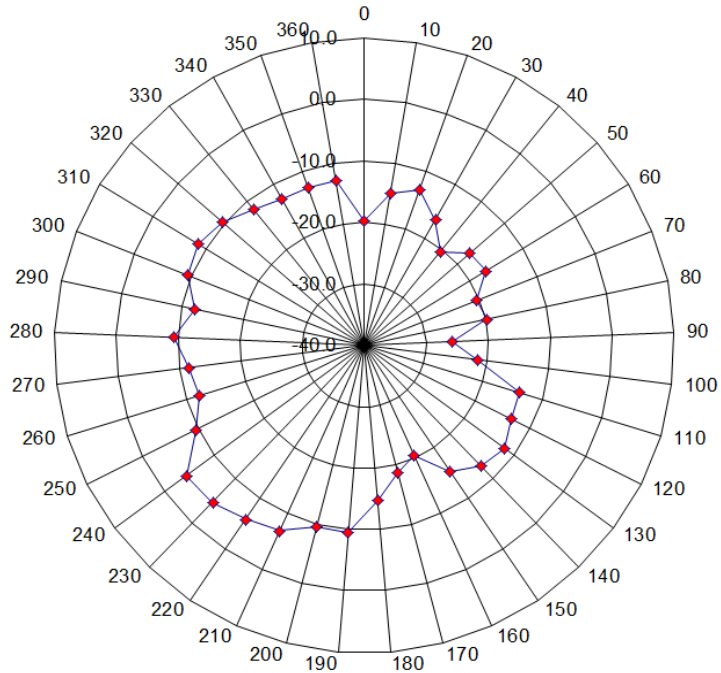
Horizontal at 2405MHz



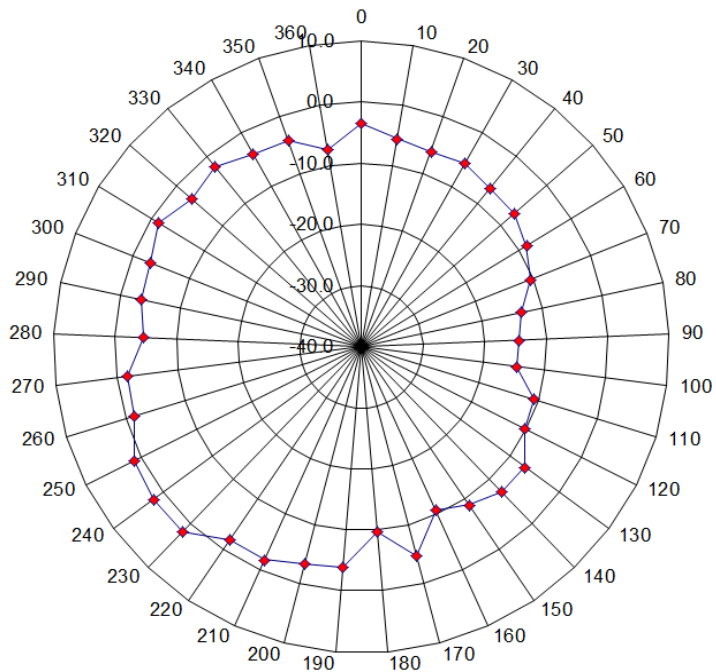
Vertical at 2405MHz



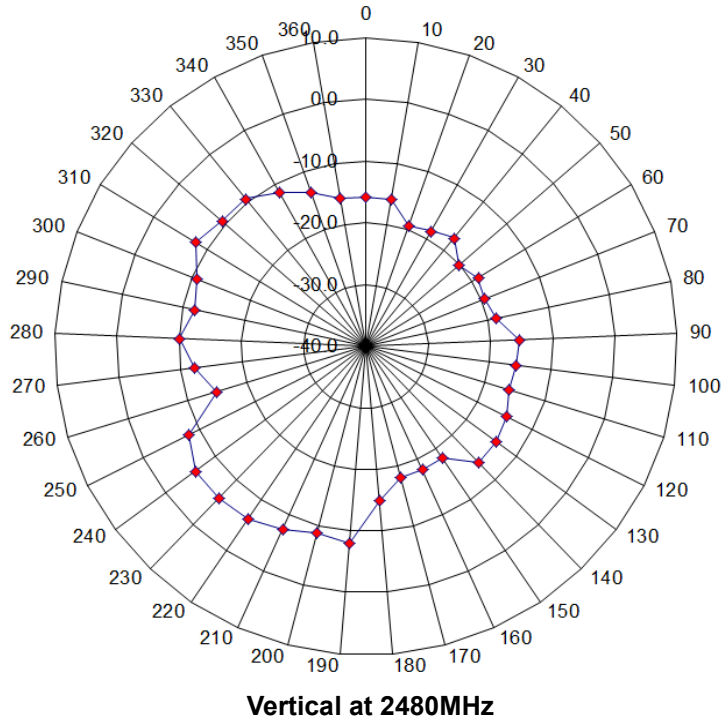
Horizontal at 2440MHz



Vertical at 2440MHz



Horizontal at 2480MHz



4. Measuring Instrument

Instrument Name	Manufacturer	Model No.	Asset No.	Cali. Interval	Cal. Due Date	Test Site
EMI Test Receiver	Agilent	N9038A	MRTSUE06125	1 year	2023-06-04	WZ-AC2
Horn Antenna	Schwarzbeck	BBHA 9120D	MRTSUE06171	1 year	2023-10-13	WZ-AC2
Preamplifier	Schwarzbeck	BBV 9718	MRTSUE06176	1 year	2023-05-08	WZ-AC2
Signal Generator	R&S	SMBV100A	MRTSUE06279	1 year	2024-02-29	WZ-AC2
Thermohygrometer	testo	608-H1	MRTSUE11038	1 year	2023-11-01	WZ-AC2
Thermohygrometer	Mingle	ETH529	MRTSUE06170	1 year	2023-11-27	WZ-AC2
Anechoic Chamber	RIKEN	WZ-AC2	MRTSUE06213	1 year	2023-04-21	WZ-AC2

5. Test Setup Photograph

Description: Antenna Pattern Test Setup

