



**CENTRE OF TESTING SERVICE
INTERNATIONAL**

OPERATE ACCORDING TO ISO/IEC 17025

FCC ID/IC TEST REPORT

TEST REPORT NUMBER : CGZ3140426-00394-EFI



CENTRE OF TESTING SERVICE CO., LTD.

A101, No.65, Zhuji Highway, Tianhe District, Guangzhou, China.



TEST REPORT For FCC ID/IC 47 CFR PART 15 OCT, 2013 RSS-210 Issue 8	
Report Reference No.	CGZ3140426-00394-EFI
Date of issue.....	23 August 2014
Testing Laboratory Name	CENTRE OF TESTING SERVICE CO., LTD.
Address.....	A101, No.65, Zhuji Highway, Tianhe District, Guangzhou, China
Testing location/ procedure	Full application of Harmonised standards <input checked="" type="checkbox"/> Partial application of Harmonised standards <input type="checkbox"/> Other standard testing method <input type="checkbox"/>
Applicant's name	Horizon Hobby, LLC
Address.....	4105 Fieldstone Road, Champaign, IL 61822, USA
Test specification	
Standard	47 CFR PART 15 OCT, 2013, RSS-210 Issue 8, RSS-Gen Issue 3
Test Report Form No.	CTSEMC-1.0
TRF Originator.....	CENTRE OF TESTING SERVICE CO., LTD.
Master TRF.....	Dated 2009-01
CENTRE OF TESTING SERVICE CO., LTD. All rights reserved. This publication may be reproduced in whole or in part for non-commercial purposes as long as the CENTRE OF TESTING SERVICE CO., LTD is acknowledged as copyright owner and source of the material. CENTRE OF TESTING SERVICE CO., LTD takes no responsibility for and will not assume liability for damages resulting from the reader's interpretation of the reproduced material due to its placement and context.	
Test item description	: Receiver
Trade Mark	/
Manufacturer.....	Horizon Hobby, LLC
Model/Type reference.....	AR6335
Ratings.....	Battery 5V
Operating Frequency.....	2402.00MHz ~2478.00MHz
Result	PASSED

Compiled by:

Kate zhang / Fileadministrators

Supervised by:

Duke yang / Technique principal

Approved by:

Vincent yao / Manager

Copyright of this report is owned by Centre of Testing Service and may not be reproduced other than in full except with the written approval of the issuing Company.

CENTRE OF TESTING SERVICE CO., LTD.

A101, No.65, Zhuji Highway, Tianhe District, Guangzhou, China

Tel: +86-20-85543113 (32 lines)

Fax: +86-20-38780406

Complaint line: +86-20-85533471

E-mail: cts@cts-lab.com.cn

See Reverse For Terms And Conditions of Service



FCC ID -- TEST REPORT

Test Report No. : CGZ3140426-00394-EFI	<u>23 August 2014</u> Date of issue
-----------------------------------------------	----------------------------------------

Type / Model.....	AR6335
EUT.....	Receiver
Applicant.....	Horizon Hobby, LLC
Address.....	4105 Fieldstone Road, Champaign, IL 61822, USA
Telephone.....	+1-2174033542
Fax.....	/
Contact.....	Erin Hassan
Manufacturer.....	Horizon Hobby, LLC
Address.....	4105 Fieldstone Road, Champaign, IL 61822, USA
Telephone.....	+1-2174033542
Fax.....	/
Contact.....	Erin Hassan
Test report holder.....	Horizon Hobby, LLC
Address.....	4105 Fieldstone Road, Champaign, IL 61822, USA
Telephone.....	+1-2174033542
Fax.....	/
Contact.....	Erin Hassan

The test report merely corresponds to the test sample.
 It is not permitted to copy extracts of these test result without the written permission of the test laboratory.

Copyright of this report is owned by Centre of Testing Service and may not be reproduced other than in full except with the written approval of the issuing Company.

CENTRE OF TESTING SERVICE CO., LTD.

A101, No.65, Zhuji Highway, Tianhe District, Guangzhou, China
 Tel: +86-20-85543113 (32 lines) Fax: +86-20-38780406
 Complaint line: +86-20-85533471 E-mail: cts@cts-lab.com.cn

See Reverse For Terms And Conditions of Service



TABLE OF CONTENTS

Description	Page
1.TEST STANDARDS	5
2.SUMMARY	5
2.1 GENERAL REMARKS	5
2.2 FINAL ASSESSMENT	5
3.EQUIPMENT UNDER TEST	5
3.1 POWER SUPPLY SYSTEM UTILISED	5
3.2 SHORT DESCRIPTION OF THE EQUIPMENT UNDER TEST (EUT)	5
3.3 EUT OPERATION MODE	5
3.4 EUT CONFIGURATION	6
4.TEST ENVIRONMENT	7
4.1 ADDRESS OF THE TEST LABORATORY	7
4.2 TEST FACILITY	7
4.3 ENVIRONMENTAL CONDITIONS	7
4.4 DEFINITIONS OF SYMBOLS USED IN THIS TEST REPORT	7
4.5 STATEMENT OF THE MEASUREMENT UNCERTAINTY	7
4.6 MEASUREMENT UNCERTAINTY	8
5.SUMMARY OF STANDARDS AND RESULTS	8
5.1.DESCRPTION OF STANDARDS AND RESULTS	8
6.RADIATED DISTURBANCE (ELECTRIC FIELD)	9
6.1.TEST EQUIPMENT	9
6.2.BLOCK DIAGRAM OF TEST SETUP	9
6.3.RADIATED EMISSION LIMIT :	10
6.4.TEST PROCEDURE	11
6.5.RADIATED EMISSION TEST RESULTS	11
8.BAND EDGE COMPLIANCE TEST	29
8.1. TEST EQUIPMENT	29
8.2. TEST INFORMATION	29
8.3. TEST PROCEDURE	29
8.4. TEST RESULTS	29
9. 99% BANDWIDTH	34
9.1 TEST PROCEDURE	34
9.2. TEST EQUIPMENT	34
9.3. TEST INFORMATION	34
9.4. TEST RESULTS	34

Copyright of this report is owned by Centre of Testing Service and may not be reproduced other than in full except with the written approval of the issuing Company.

CENTRE OF TESTING SERVICE CO., LTD.

A101, No.65, Zhuji Highway,Tianhe District, Guangzhou, China

Tel: +86-20-85543113 (32 lines)

Fax: +86-20-38780406

Complaint line: +86-20-85533471

E-mail: cts@cts-lab.com.cn

See Reverse For Terms And Conditions of Service



11.DEVIATION TO TEST SPECIFICATIONS37

Copyright of this report is owned by Centre of Testing Service and may not be reproduced other than in full except with the written approval of the issuing Company.

CENTRE OF TESTING SERVICE CO., LTD.

A101, No.65, Zhuji Highway, Tianhe District, Guangzhou, China

Tel: +86-20-85543113 (32 lines)

Fax: +86-20-38780406

Complaint line: +86-20-85533471

E-mail: cts@cts-lab.com.cn

See Reverse For Terms And Conditions of Service



1. TEST STANDARDS

The tests were performed according to following standards:

- 47 CFR PART 15 OCT, 2013
- RSS-210 Issue 8
- RSS-Gen Issue 3
- ANSI C63.4-2009

2. SUMMARY

2.1 GENERAL REMARKS

Date of receipt of test sample	26 April 2014
Testing commenced on	26~30 April 2014
Testing concluded on	23 August 2014

2.2 FINAL ASSESSMENT

The FCC requirements pertaining to the technical standards and tested operation modes are

- - fulfilled.
- - **not** fulfilled.

The equipment under test

- - fulfils the FCC requirements cited on page 1.
- - **does not** fulfil the FCC requirements cited on page 1.

3. EQUIPMENT UNDER TEST

3.1 Power supply system utilised

Power supply voltage : ■ Battery 5V

3.2 Short description of the Equipment under Test (EUT)

Number of tested samples: 1

Serial number: Prototype

3.3 EUT operation mode

The equipment under test was operated during the measurement under the following conditions:

- - Standby
- TX- Y position
- TX- Z position
- TX- X position

Operation mode 1: TX-X Position Low (2402MHz) , TX-X Position Middle (2440MHz) ,
TX-X Position High (2478MHz)

Note: TX -X position of EUT is the worst case, so only these test results be recorded in the test report.



3.4 EUT configuration

3.4.1. Description of configuration (EUT)

Description	:	Receiver
Model Number	:	AR6335
Operation frequency	:	2402~ 2478 MHz ISM Band
Radio Technology	:	DSSS
Modulation Technology	:	DSSS modulation
Antenna	:	External antenna, met requirement of FCC 15.203

3.4.2. Tested Supporting System Details

N/A

Copyright of this report is owned by Centre of Testing Service and may not be reproduced other than in full except with the written approval of the issuing Company.

CENTRE OF TESTING SERVICE CO., LTD.

A101, No.65, Zhuji Highway, Tianhe District, Guangzhou, China

Tel: +86-20-85543113 (32 lines)

Fax: +86-20-38780406

Complaint line: +86-20-85533471

E-mail: cts@cts-lab.com.cn

See Reverse For Terms And Conditions of Service

4. TEST ENVIRONMENT

4.1 Address of the test laboratory

A101, No.65, Zhuji Highway, Tianhe District, Guangzhou, China

Tel: +86-20-85543113 (32 lines) Fax: +86-20-38780406

4.2 Test facility

The test facility is recognized, certified, or accredited by the following organizations:

CNAS-Lab Code: L3394

CENTRE OF TESTING SERVICE CO., LTD has been assessed and proved to be in compliance with CNAS-CL01: 2006 Accreditation Criteria for Testing and Calibration Laboratories (identical to ISO/IEC 17025: 2005 General Requirements) for the Competence of Testing and Calibration Laboratories.

IC-Registration No.: 8374A

The 3m Alternate Test Site of CENTRE OF TESTING SERVICE CO., LTD has been registered by Certification and Engineering Bureau of Industry Canada for the performance of radiated measurements with Registration No. 8374A on June 6, 2011.

FCC-Registration No.: 971995

CENTRE OF TESTING SERVICE CO., LTD, EMC Laboratory has been registered and fully described in a report filed with the FCC (Federal Communications Commission). The acceptance letter from the FCC is maintained in our files. Registration No.791995, July 13,2012.

4.3 Environmental conditions

During the measurement the environmental conditions were within the listed ranges:

Temperature:	15~35 ° C
Humidity:	25~75 %
Atmospheric pressure:	86~106 kPa

4.4 Definitions of symbols used in this test report

- - The black square indicates that the listed condition, standard or equipment is applicable for this report.
- - The empty square indicates that the listed condition, standard or equipment is **not** applicable for this report.

4.5 Statement of the measurement uncertainty

The data and results referenced in this document are true and accurate. The reader is cautioned that there may be errors within the calibration limits of the equipment and facilities. The measurement uncertainty was calculated for all measurements listed in this test report acc. to CISPR 16 - 4 "Specification for radio disturbance and immunity measuring apparatus and methods – Part 4: Uncertainty in EMC Measurements" and is documented in the CTS quality system acc. to DIN EN ISO/IEC 17025. Furthermore, component and process variability of devices similar to that tested may result in additional deviation. The manufacturer has the sole responsibility of continued compliance of the device.



4.6 Measurement Uncertainty

Test Item	Frequency Range	Uncertainty	Note
Conduction disturbance	150kHz~30MHz	±1.22dB	(1)
Power disturbance	30MHz~300MHz	±1.38dB	(1)
Radiation emission (3m)	30MHz~300MHz	±3.14dB	(1)
	300MHz~1000MHz	±3.18dB	(1)
	1GHz~26.5GHz	±3.54dB	(1)

(1). This uncertainty represents an expanded uncertainty expressed at approximately the 95% confidence level using a coverage factor of k=2.

5. Summary of standards and results

5.1. Description of Standards and Results

The EUT have been tested according to the applicable standards as referenced below.

EMISSION		
Description of Test Item	Standard	Results
Radiated Emission Test	RSS-Gen:7.2 RSS-210 A2.9 FCC Part 15 C: 15.249 FCC Part 15 : 109 ANSI C63.4-2009	PASSED
Band Edge Compliance Test	RSS-210 Annex 8 FCC Part 15 C: 15.249 ANSI C63.4-2009	PASSED
99% Bandwidth	RSS-210 Annex 8 RSS-Gen 4.6.1	PASSED
N/A is an abbreviation for Not Applicable.		



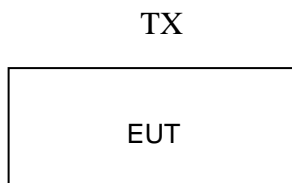
6. Radiated disturbance (electric field)

6.1. Test Equipment

6.1					
Radiated disturbance (Electric field)					
Item	Test Equipment	Manufacturer	Model No.	Serial No.	Last Cal.
1	Signal analyzer	ROHDE & SCHWARZ	FSIQ26	100311	2014/03/25
2	EMI Test Receiver	ROHDE & SCHWARZ	ESVS 10	842885/001	2013/11/05
3	Biconical Antenna	ROHDE & SCHWARZ	HK116	100221	2014/03/25
4	Log per Antenna	ROHDE & SCHWARZ	HL223	100226	2014/03/25
5	Log per Antenna	ROHDE & SCHWARZ	HL050	100186	2014/03/25
6	Loop Antenna	A.R.A	PLA-1030/B	1030	2014/03/25
7	EMI Test Software	Farad	EZ-EMC	N/A	N/A

6.2. Block Diagram of Test Setup

7.2.1 Block Diagram of connection between EUT and simulators



(EUT: Receiver)

Copyright of this report is owned by Centre of Testing Service and may not be reproduced other than in full except with the written approval of the issuing Company.

CENTRE OF TESTING SERVICE CO., LTD.

A101, No.65, Zhuji Highway, Tianhe District, Guangzhou, China

Tel: +86-20-85543113 (32 lines)

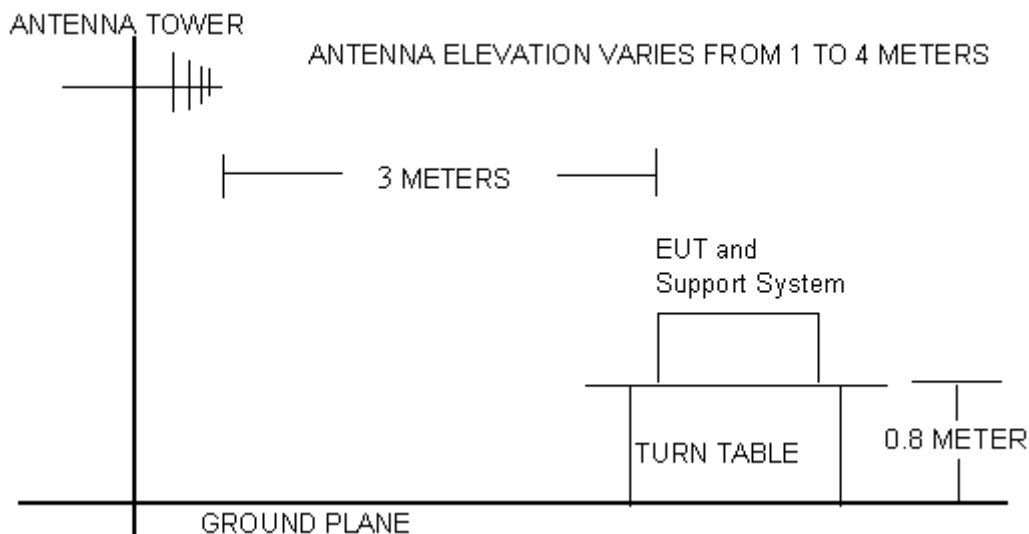
Fax: +86-20-38780406

Complaint line: +86-20-85533471

E-mail: cts@cts-lab.com.cn

See Reverse For Terms And Conditions of Service

6.2.2 Anechoic Chamber Setup Diagram



6.3. Radiated Emission Limit :

Standard: FCC 15.249 , FCC 15.209, RSS-Gen:7.2, RSS-210 A2.9

Except as provided in paragraph (a) of this section, the field strength of emissions from intentional radiators operated within these frequency bands shall comply with the following:

Fundamental Frequency (MHz)	Field Strength of Fundamental (mV/m)	Field Strength of Harmonics (µV/m)
902-928	50	500
2400-2483.5	50	500
5725-5875	50	500
24000-24250	250	2500

FREQUENCY MHz	DISTANCE Meters	FIELD STRENGTHS LIMIT	
		µV/m	dB(µV)/m
0.009 ~ 0.490	300	2400/F(KHz)	----
0.490 ~ 1.705	30	24000/F(KHz)	----
1.705 ~ 30	3	30	----
30 ~ 88	3	100	40.0
88 ~ 216	3	150	43.5
216 ~ 960	3	200	46.0
960 ~ 1000	3	500	54.0
Above 1000	3	Other: 74.0 dB(µV)/m (Peak) 54.0 dB(µV)/m (Average)	

- Remark:
- (1) Emission level $\text{dB}\mu\text{V} = 20 \log \text{Emission level } \mu\text{V/m}$
 - (2) The smaller limit shall apply at the cross point between two frequency bands.
 - (3) Distance is the distance in meters between the measuring instrument, antenna and the closest point of any part of the device or system.

Copyright of this report is owned by Centre of Testing Service and may not be reproduced other than in full except with the written approval of the issuing Company.

CENTRE OF TESTING SERVICE CO., LTD.

A101, No.65, Zhuji Highway, Tianhe District, Guangzhou, China
 Tel: +86-20-85543113 (32 lines) Fax: +86-20-38780406
 Complaint line: +86-20-85533471 E-mail: cts@cts-lab.com.cn

See Reverse For Terms And Conditions of Service

6.4. Test Procedure

The EUT and its simulators are placed on a turn table, which is 0.8 meter high above ground. The turn table can rotate 360 degrees to determine the position of the maximum emission level. The EUT is set 3 meters away from the receiving antenna, which is mounted on an antenna tower. The antenna can be moved up and down between 1 meter and 4 meters to find out the maximum emission level. Broadband antenna (calibrated bilog antenna) is used as receiving antenna. Both horizontal and vertical polarization of the antenna is set on Test. In order to find the maximum emission levels, all of the interface cables must be manipulated according to ANSI C63.4-2009 on radiated emission Test.

The frequency range from 30MHz to 1000MHz and above 1GHz. is investigated. Please see the following pages.

All measurements for radiated emissions within the restricted bands were performed using a Quasi-Peak detector with 120kHz RBW below 1GHz and a Peak and Average detector with 1MHz RBW above 1GHz,

All measurements for radiated emissions within the restricted bands were performed using a Quasi-Peak detector with 300kHz VBW below 1GHz and a Peak detector with 1MHz VBW above 1GHz, A average detector with 10Hz VBW above 1GHz

Pretest x, y, z position of EUT, final, select the worst case x position test and record the test results in the report.

The test modes (TX Mode) is tested in Anechoic Chamber and all the scanning waveforms are reported on section 7.5

6.5. Radiated Emission Test Results

PASSED.

The frequency range from 9KHz~30MHz, 30MHz to 230MHz, 230MHz to 1000MHz and above 1GHz. is investigated.

Please see the following pages.



Test Mode:	TX -X Position Mode	Result:	<input checked="" type="checkbox"/> - passed
Frequency range:	9KHz~30MHz		<input type="checkbox"/> - not passed

No.	Frequency (MHz)	Factor (dB/m)	Reading (dBµV/m)	Level (dBµV/m)	Limit (dBµV/m)	Margin (dB)	Det.
Remark:Other frequency no specific emission form the EUT (Margin > 10dB form the applicable Limit)							

Copyright of this report is owned by Centre of Testing Service and may not be reproduced other than in full except with the written approval of the issuing Company.

CENTRE OF TESTING SERVICE CO., LTD.

A101, No.65, Zhuji Highway, Tianhe District, Guangzhou, China

Tel: +86-20-85543113 (32 lines)

Fax: +86-20-38780406

Complaint line: +86-20-85533471

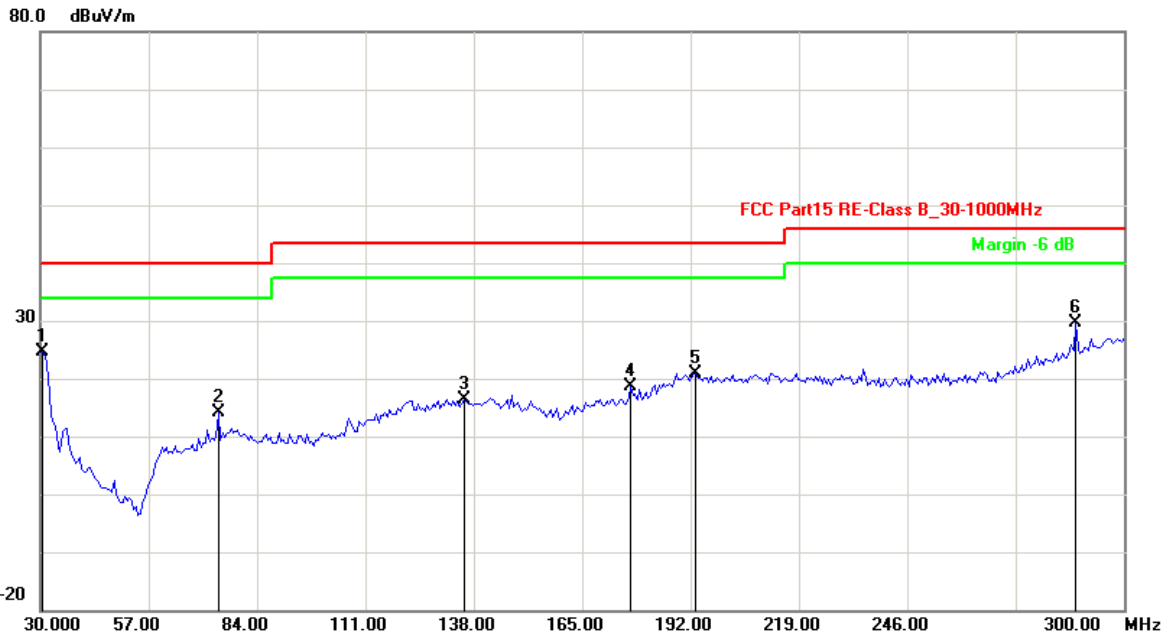
E-mail: cts@cts-lab.com.cn

See Reverse For Terms And Conditions of Service



Channel:	Low Channel	Result:	<input checked="" type="checkbox"/> - passed
Test point:	Horizontal		<input type="checkbox"/> - not passed
Frequency range:	30MHz~26.5GHz		

EUT	Receiver
Firm Name	Horizon Hobby
Operating Condition	Battery 5V
Test Condition	Ambient Temperature: 25°C Humidity: 56%
Test distance	3 Meter
Test Date:	26~30 April 2014
Operator	Duke
MODEL NO	AR6335



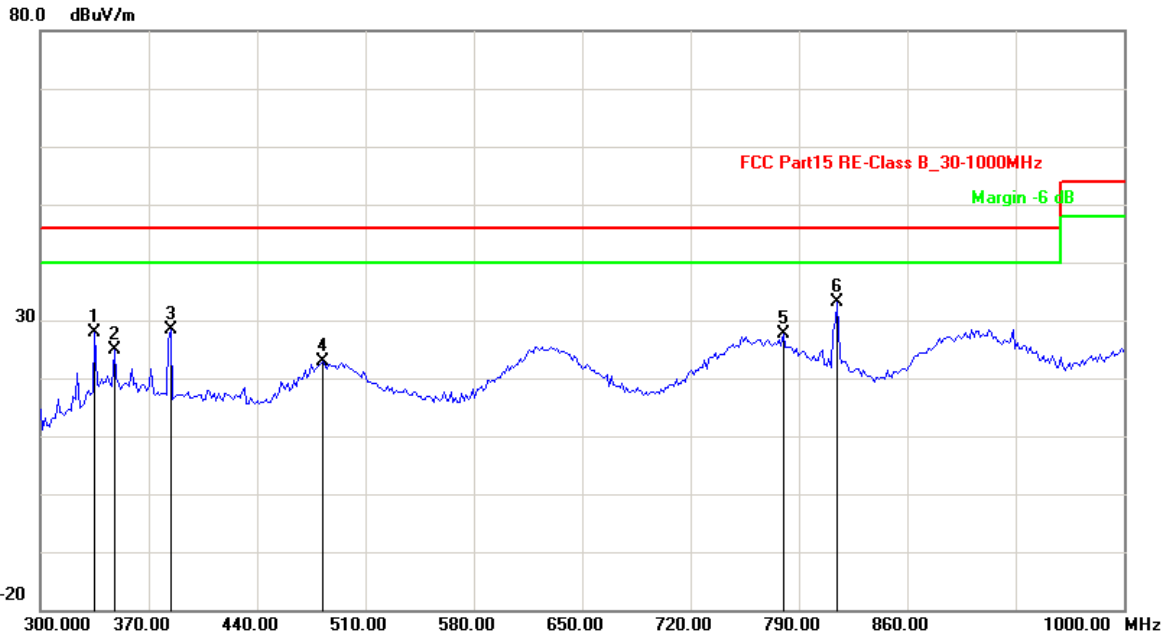
No.	Frequency (MHz)	Factor (dB/m)	Reading (dBμV/m)	Level (dBμV/m)	Limit (dBμV/m)	Margin (dB)	Det.
1	30.5411	-18.94	43.67	24.73	40.00	-15.27	QP
2	74.3687	-21.66	35.76	14.10	40.00	-25.90	QP
3	135.5110	-16.69	33.13	16.44	43.50	-27.06	QP
4	177.1743	-15.86	34.41	18.55	43.50	-24.95	QP
5	193.4068	-12.23	33.22	20.99	43.50	-22.51	QP
6	288.0962	-7.50	37.17	29.67	46.00	-16.33	QP

Copyright of this report is owned by Centre of Testing Service and may not be reproduced other than in full except with the written approval of the issuing Company.

CENTRE OF TESTING SERVICE CO., LTD.

A101, No.65, Zhuji Highway, Tianhe District, Guangzhou, China
 Tel: +86-20-85543113 (32 lines) Fax: +86-20-38780406
 Complaint line: +86-20-85533471 E-mail: cts@cts-lab.com.cn

See Reverse For Terms And Conditions of Service



No.	Frequency (MHz)	Factor (dB/m)	Reading (dBµV/m)	Level (dBµV/m)	Limit (dBµV/m)	Margin (dB)	Det.
1	335.0701	-14.31	42.14	27.83	46.00	-18.17	QP
2	347.6954	-13.41	38.30	24.89	46.00	-21.11	QP
3	384.1683	-14.90	43.19	28.29	46.00	-17.71	QP
4	482.3647	-9.75	32.53	22.78	46.00	-23.22	QP
5	779.7595	-5.94	33.52	27.58	46.00	-18.42	QP
6	814.8297	-9.46	42.51	33.05	46.00	-12.95	QP

Above 1GHz

No.	Frequency (MHz)	Factor (dB/m)	Reading (dBµV/m)	Level (dBµV/m)	Limit (dBµV/m)	Margin (dB)	Det.
1	2402	2.81	91.22	94.03	114.00	-19.97	peak
2	2402	2.81	88.73	91.54	94.00	-2.46	AVG

No.	Frequency (MHz)	Factor (dB/m)	Reading (dBµV/m)	Level (dBµV/m)	Limit (dBµV/m)	Margin (dB)	Det.
1	1595.190	-1.34	46.86	45.52	74.00	-28.48	peak
2	1595.190	-1.34	31.58	30.24	54.00	-23.76	AVG
3	3270.541	7.47	42.85	50.32	74.00	-23.68	peak
4	3270.541	7.47	28.15	35.62	54.00	-18.38	AVG
5	3953.908	9.66	39.64	49.30	74.00	-24.70	peak
6	3953.908	9.66	24.49	34.15	54.00	-19.85	AVG
7	4725.451	11.51	38.01	49.52	74.00	-24.48	peak
8	4725.451	11.51	23.18	34.69	54.00	-19.31	AVG
9	5496.994	13.76	39.27	53.03	74.00	-20.97	peak
10	5496.994	13.76	24.98	38.74	54.00	-15.26	AVG
11	7525.050	18.53	38.48	57.01	74.00	-16.99	peak
12	7525.050	18.53	23.78	42.31	54.00	-11.69	AVG

Copyright of this report is owned by Centre of Testing Service and may not be reproduced other than in full except with the written approval of the issuing Company.

CENTRE OF TESTING SERVICE CO., LTD.

A101, No.65, Zhuji Highway, Tianhe District, Guangzhou, China

Tel: +86-20-85543113 (32 lines)

Fax: +86-20-38780406

Complaint line: +86-20-85533471

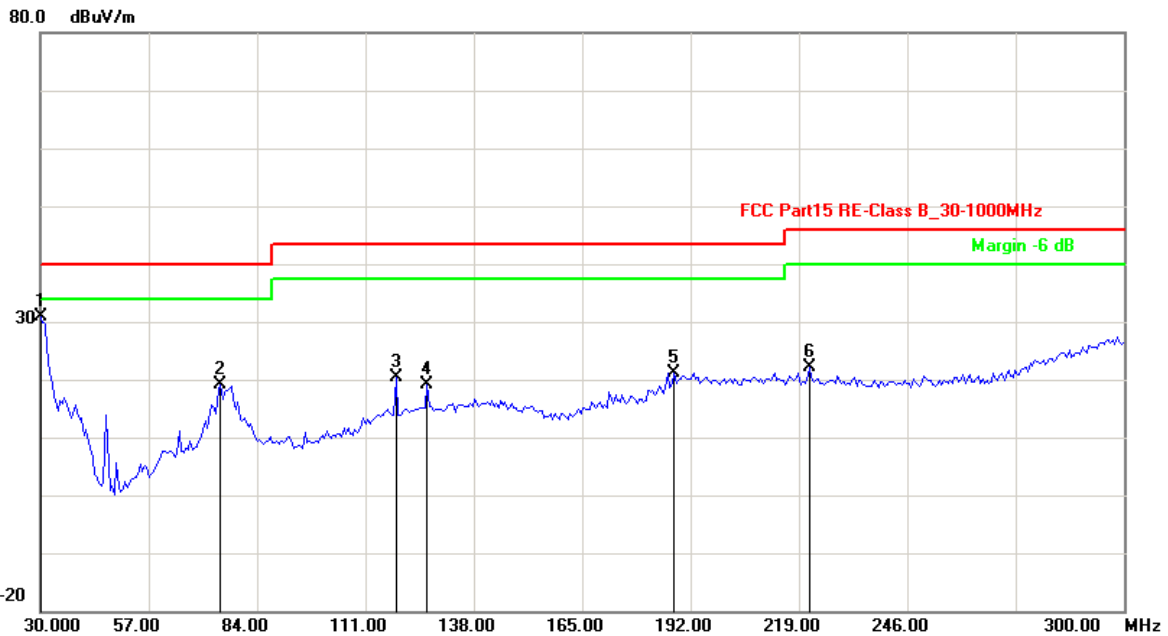
E-mail: cts@cts-lab.com.cn

See Reverse For Terms And Conditions of Service



Channel:	Low Channel	Result:	<input checked="" type="checkbox"/> - passed
Test point:	Vertical		<input type="checkbox"/> - not passed
Frequency range:	30MHz~26.5GHz		

EUT	Receiver
Firm Name	Horizon Hobby
Operating Condition	Battery 5V
Test Condition	Ambient Temperature: 25°C Humidity: 56%
Test distance	3 Meter
Test Date:	26~30 April 2014
Operator	Duke
MODEL NO	AR6335



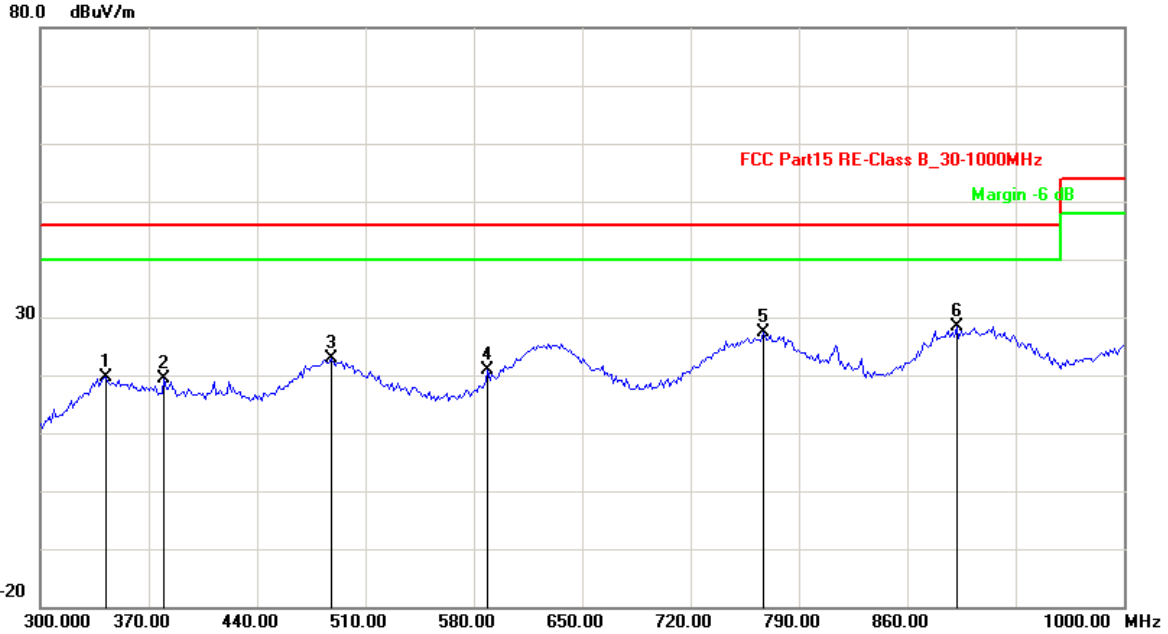
No.	Frequency (MHz)	Factor (dB/m)	Reading (dBμV/m)	Level (dBμV/m)	Limit (dBμV/m)	Margin (dB)	Det.
1	30.0000	-18.45	49.26	30.81	40.00	-9.19	QP
2	74.9098	-21.48	40.59	19.11	40.00	-20.89	QP
3	118.7375	-18.44	38.80	20.36	43.50	-23.14	QP
4	126.3126	-17.45	36.51	19.06	43.50	-24.44	QP
5	187.9960	-12.72	33.87	21.15	43.50	-22.35	QP
6	221.5431	-12.42	34.51	22.09	46.00	-23.91	QP

Copyright of this report is owned by Centre of Testing Service and may not be reproduced other than in full except with the written approval of the issuing Company.

CENTRE OF TESTING SERVICE CO., LTD.

A101, No.65, Zhuji Highway, Tianhe District, Guangzhou, China
 Tel: +86-20-85543113 (32 lines) Fax: +86-20-38780406
 Complaint line: +86-20-85533471 E-mail: cts@cts-lab.com.cn

See Reverse For Terms And Conditions of Service



No.	Frequency (MHz)	Factor (dB/m)	Reading (dBµV/m)	Level (dBµV/m)	Limit (dBµV/m)	Margin (dB)	Det.
1	342.0842	-13.19	32.80	19.61	46.00	-26.39	QP
2	379.9599	-14.86	34.17	19.31	46.00	-26.69	QP
3	487.9760	-9.88	32.78	22.90	46.00	-23.10	QP
4	588.9780	-13.07	33.93	20.86	46.00	-25.14	QP
5	767.1343	-5.65	33.11	27.46	46.00	-18.54	QP
6	891.9840	-4.33	32.60	28.27	46.00	-17.73	QP

Above 1GHz

No.	Frequency (MHz)	Factor (dB/m)	Reading (dBµV/m)	Level (dBµV/m)	Limit (dBµV/m)	Margin (dB)	Det.
1	2402	2.81	89.34	92.15	114.00	-21.85	peak
2	2402	2.81	87.21	90.02	94.00	-3.98	AVG

No.	Frequency (MHz)	Factor (dB/m)	Reading (dBµV/m)	Level (dBµV/m)	Limit (dBµV/m)	Margin (dB)	Det.
1	1595.190	-1.34	49.47	48.13	74.00	-25.87	peak
2	1595.190	-1.34	34.60	33.26	54.00	-20.74	AVG
3	3204.409	7.26	43.94	51.20	74.00	-22.80	peak
4	3204.409	7.26	28.98	36.24	54.00	-17.76	AVG
5	3887.776	9.45	39.79	49.24	74.00	-24.76	peak
6	3887.776	9.45	24.73	34.18	54.00	-19.82	AVG
7	4615.230	11.26	38.06	49.32	74.00	-24.68	peak
8	4615.230	11.26	23.33	34.59	54.00	-19.41	AVG
9	5298.597	13.12	37.56	50.68	74.00	-23.32	peak
10	5298.597	13.12	22.15	35.27	54.00	-18.73	AVG
11	7591.182	18.62	37.97	56.59	74.00	-17.41	peak
12	7591.182	18.62	22.67	41.29	54.00	-12.71	AVG

Copyright of this report is owned by Centre of Testing Service and may not be reproduced other than in full except with the written approval of the issuing Company.

CENTRE OF TESTING SERVICE CO., LTD.

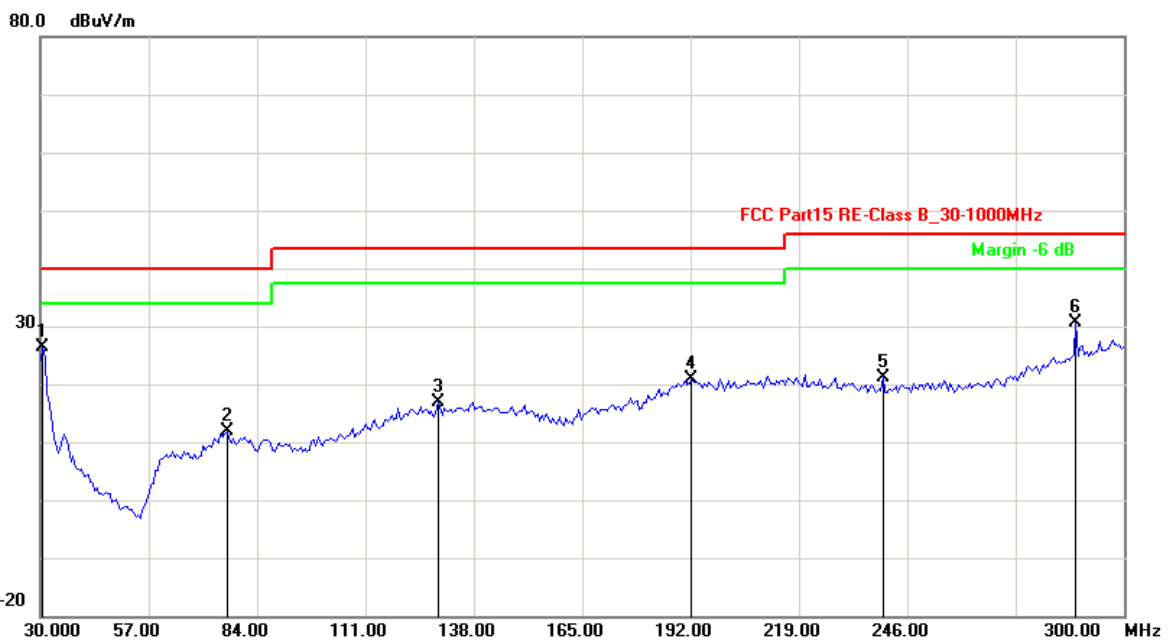
A101, No.65, Zhuji Highway, Tianhe District, Guangzhou, China
 Tel: +86-20-85543113 (32 lines) Fax: +86-20-38780406
 Complaint line: +86-20-85533471 E-mail: cts@cts-lab.com.cn

See Reverse For Terms And Conditions of Service



Channel:	Middle Channel	Result:	<input checked="" type="checkbox"/> - passed
Test point:	Horizontal		<input type="checkbox"/> - not passed
Frequency range:	30MHz~26.5GHz		

EUT	Receiver
Firm Name	Horizon Hobby
Operating Condition	Battery 5V
Test Condition	Ambient Temperature: 25°C Humidity: 56%
Test distance	3 Meter
Test Date:	26~30 April 2014
Operator	Duke
MODEL NO	AR6335



No.	Frequency (MHz)	Factor (dB/m)	Reading (dBμV/m)	Level (dBμV/m)	Limit (dBμV/m)	Margin (dB)	Det.
1	30.5411	-18.94	45.43	26.49	40.00	-13.51	QP
2	76.5331	-21.44	33.27	11.83	40.00	-28.17	QP
3	129.0180	-17.17	34.08	16.91	43.50	-26.59	QP
4	192.3246	-12.16	33.10	20.94	43.50	-22.56	QP
5	239.9399	-13.13	34.38	21.25	46.00	-24.75	QP
6	288.0962	-7.50	38.14	30.64	46.00	-15.36	QP

Copyright of this report is owned by Centre of Testing Service and may not be reproduced other than in full except with the written approval of the issuing Company.

CENTRE OF TESTING SERVICE CO., LTD.

A101, No.65, Zhuji Highway, Tianhe District, Guangzhou, China

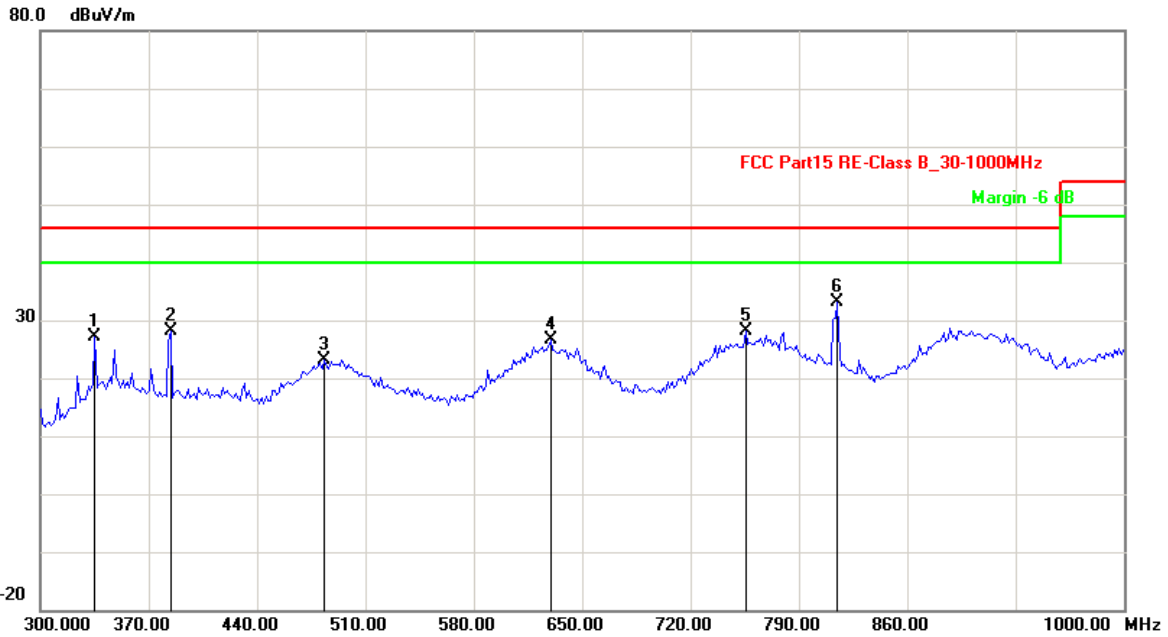
Tel: +86-20-85543113 (32 lines)

Fax: +86-20-38780406

Complaint line: +86-20-85533471

E-mail: cts@cts-lab.com.cn

See Reverse For Terms And Conditions of Service



No.	Frequency (MHz)	Factor (dB/m)	Reading (dBμV/m)	Level (dBμV/m)	Limit (dBμV/m)	Margin (dB)	Det.
1	335.0701	-14.31	41.56	27.25	46.00	-18.75	QP
2	384.1683	-14.90	43.01	28.11	46.00	-17.89	QP
3	483.7675	-9.78	32.84	23.06	46.00	-22.94	QP
4	629.6593	-7.33	33.90	26.57	46.00	-19.43	QP
5	755.9118	-5.83	33.84	28.01	46.00	-17.99	QP
6	814.8297	-9.46	42.60	33.14	46.00	-12.86	QP

Above 1GHz

No.	Frequency (MHz)	Factor (dB/m)	Reading (dBμV/m)	Level (dBμV/m)	Limit (dBμV/m)	Margin (dB)	Det.
1	2440	3.18	90.69	93.17	114.00	-20.13	peak
2	2440	3.18	88.00	91.18	94.00	-2.82	AVG

No.	Frequency (MHz)	Factor (dB/m)	Reading (dBμV/m)	Level (dBμV/m)	Limit (dBμV/m)	Margin (dB)	Det.
1	1617.234	-1.33	51.12	49.79	74.00	-24.21	peak
2	1617.234	-1.33	35.85	34.52	54.00	-19.48	AVG
3	1925.852	-1.18	46.45	45.27	74.00	-28.73	peak
4	1925.852	-1.18	31.87	30.69	54.00	-23.31	AVG
5	2851.703	5.76	42.61	48.37	74.00	-25.63	peak
6	2851.703	5.76	27.65	33.41	54.00	-20.59	AVG
7	3601.202	8.53	41.02	49.55	74.00	-24.45	peak
8	3601.202	8.53	25.75	34.28	54.00	-19.72	AVG
9	4482.966	10.94	38.46	49.40	74.00	-24.60	peak
10	4482.966	10.94	23.81	34.75	54.00	-19.25	AVG
11	7723.447	18.81	37.55	56.36	74.00	-17.64	peak
12	7723.447	18.81	22.77	41.58	54.00	-12.42	AVG

Copyright of this report is owned by Centre of Testing Service and may not be reproduced other than in full except with the written approval of the issuing Company.

CENTRE OF TESTING SERVICE CO., LTD.

A101, No.65, Zhuji Highway, Tianhe District, Guangzhou, China

Tel: +86-20-85543113 (32 lines)

Fax: +86-20-38780406

Complaint line: +86-20-85533471

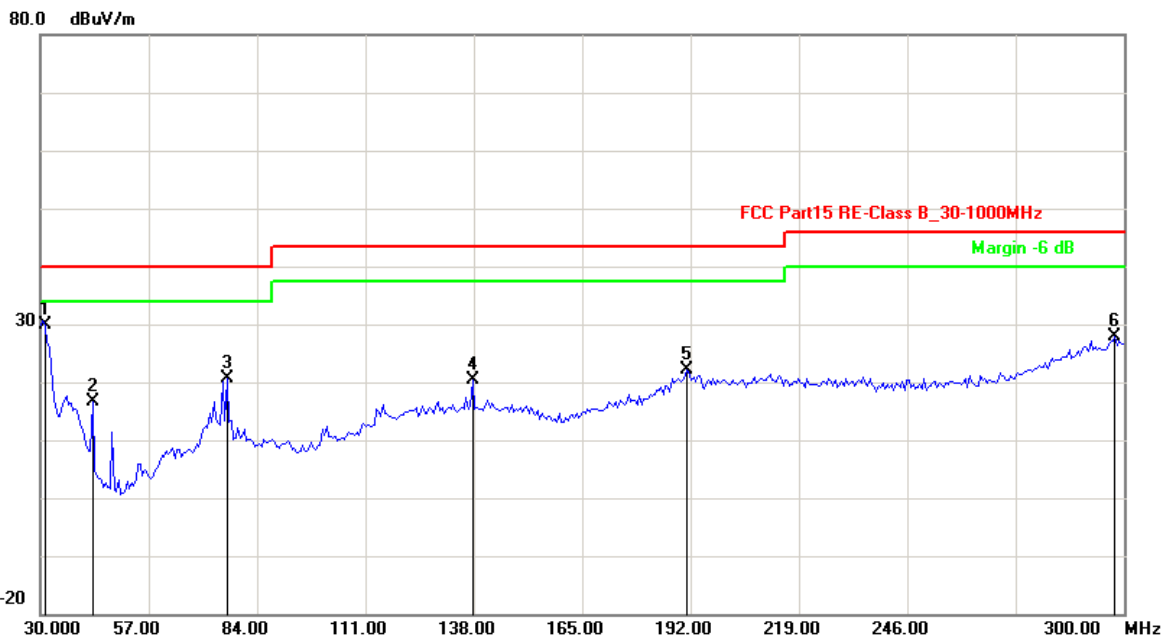
E-mail: cts@cts-lab.com.cn

See Reverse For Terms And Conditions of Service



Channel:	Middle Channel	Result:	<input checked="" type="checkbox"/> - passed
Test point:	Vertical		<input type="checkbox"/> - not passed
Frequency range:	30MHz~26.5GHz		

EUT	Receiver
Firm Name	Horizon Hobby
Operating Condition	Battery 5V
Test Condition	Ambient Temperature: 25°C Humidity: 56%
Test distance	3 Meter
Test Date:	26~30 April 2014
Operator	Duke
MODEL NO	AR6335



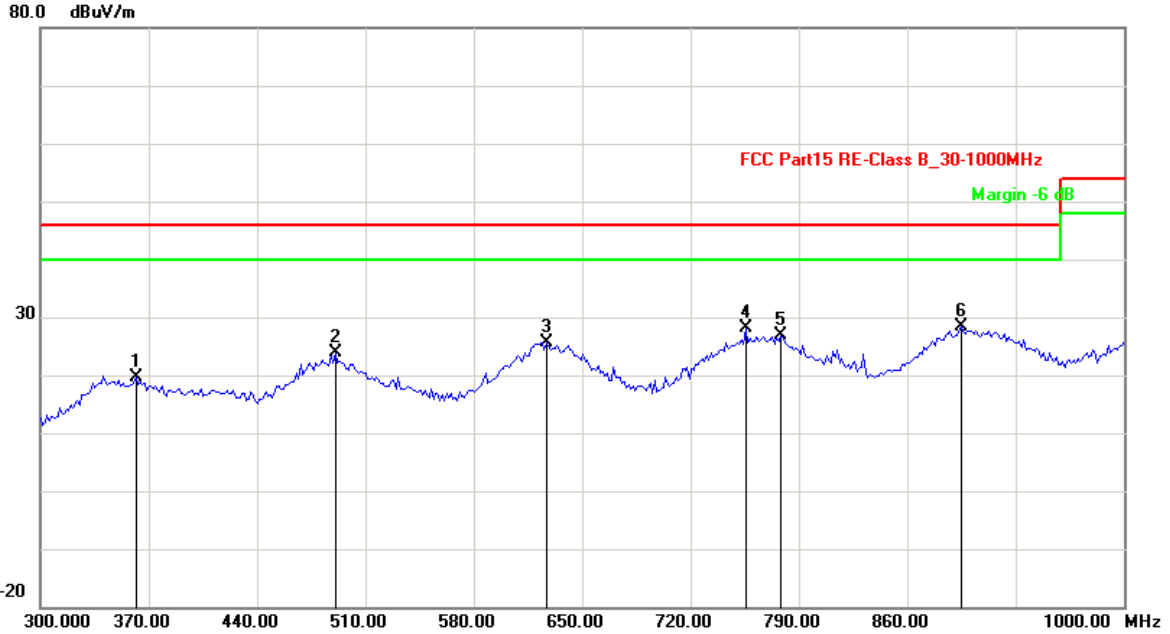
No.	Frequency (MHz)	Factor (dB/m)	Reading (dBμV/m)	Level (dBμV/m)	Limit (dBμV/m)	Margin (dB)	Det.
1	31.0822	-19.43	49.25	29.82	40.00	-10.18	QP
2	42.9860	-27.73	44.40	16.67	40.00	-23.33	QP
3	76.5331	-21.44	42.16	20.72	40.00	-19.28	QP
4	137.6754	-16.54	36.88	20.34	43.50	-23.16	QP
5	191.2425	-12.09	34.20	22.11	43.50	-21.39	QP
6	297.8357	-5.89	33.75	27.86	46.00	-18.14	QP

Copyright of this report is owned by Centre of Testing Service and may not be reproduced other than in full except with the written approval of the issuing Company.

CENTRE OF TESTING SERVICE CO., LTD.

A101, No.65, Zhuji Highway, Tianhe District, Guangzhou, China
 Tel: +86-20-85543113 (32 lines) Fax: +86-20-38780406
 Complaint line: +86-20-85533471 E-mail: cts@cts-lab.com.cn

See Reverse For Terms And Conditions of Service



No.	Frequency (MHz)	Factor (dB/m)	Reading (dBµV/m)	Level (dBµV/m)	Limit (dBµV/m)	Margin (dB)	Det.
1	361.7234	-13.97	33.55	19.58	46.00	-26.42	QP
2	490.7816	-9.95	33.84	23.89	46.00	-22.11	QP
3	626.8537	-7.26	32.84	25.58	46.00	-20.42	QP
4	755.9118	-5.83	33.87	28.04	46.00	-17.96	QP
5	778.3567	-5.91	32.82	26.91	46.00	-19.09	QP
6	894.7896	-4.18	32.53	28.35	46.00	-17.65	QP

Above 1GHz

No.	Frequency (MHz)	Factor (dB/m)	Reading (dBµV/m)	Level (dBµV/m)	Limit (dBµV/m)	Margin (dB)	Det.
1	2440	3.18	88.82	92.00	114.00	-22.00	peak
2	2440	3.18	86.66	89.84	94.00	-4.16	AVG

No.	Frequency (MHz)	Factor (dB/m)	Reading (dBµV/m)	Level (dBµV/m)	Limit (dBµV/m)	Margin (dB)	Det.
1	1617.235	-1.33	51.01	49.68	74.00	-24.32	peak
2	1617.235	-1.33	35.54	34.21	54.00	-19.79	AVG
3	3248.497	7.40	46.74	54.14	74.00	-19.86	peak
4	3248.497	7.40	32.66	40.06	54.00	-13.94	AVG
5	4064.128	9.96	39.90	49.86	74.00	-24.14	peak
6	4064.128	9.96	24.20	34.16	54.00	-19.84	AVG
7	5078.156	12.41	38.18	50.59	74.00	-23.41	peak
8	5078.156	12.41	23.21	35.62	54.00	-18.38	AVG
9	5893.788	15.04	40.88	55.92	74.00	-18.08	peak
10	5893.788	15.04	26.04	41.08	54.00	-12.92	AVG
11	7326.653	18.25	37.75	56.00	74.00	-18.00	peak
12	7326.653	18.25	23.32	41.57	54.00	-12.43	AVG

Copyright of this report is owned by Centre of Testing Service and may not be reproduced other than in full except with the written approval of the issuing Company.

CENTRE OF TESTING SERVICE CO., LTD.

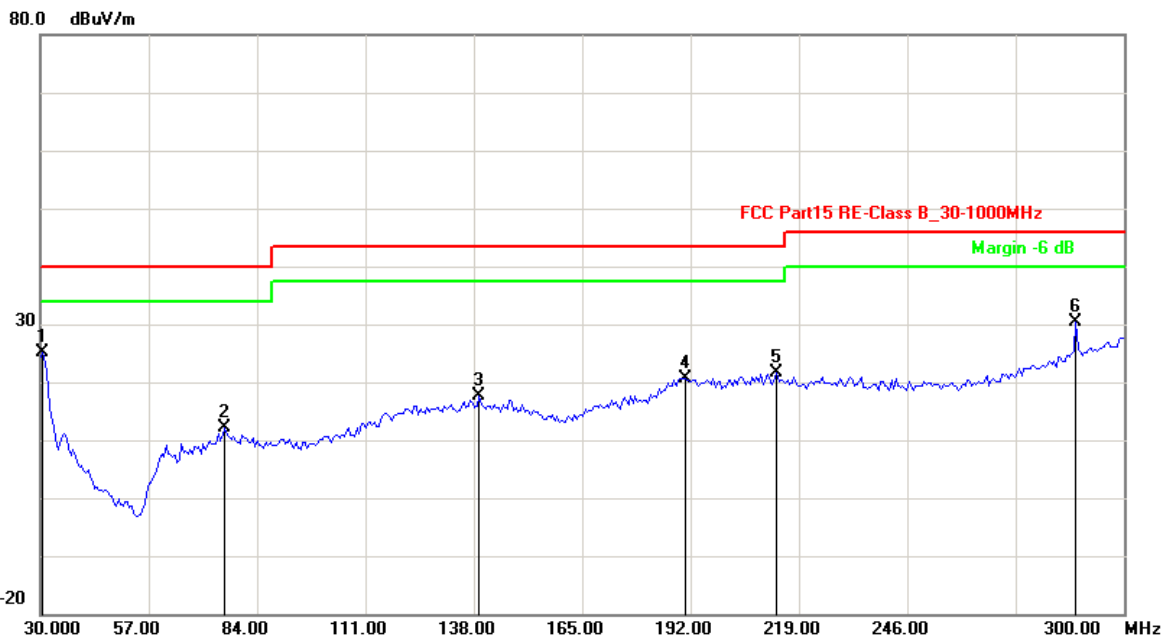
A101, No.65, Zhuji Highway, Tianhe District, Guangzhou, China
 Tel: +86-20-85543113 (32 lines) Fax: +86-20-38780406
 Complaint line: +86-20-85533471 E-mail: cts@cts-lab.com.cn

See Reverse For Terms And Conditions of Service



Channel:	High Channel	Result:	<input checked="" type="checkbox"/> - passed
Test point:	Horizontal		<input type="checkbox"/> - not passed
Frequency range:	30MHz~26.5GHz		

EUT	Receiver
Firm Name	Horizon Hobby
Operating Condition	Battery 5V
Test Condition	Ambient Temperature: 25°C Humidity: 56%
Test distance	3 Meter
Test Date:	26~30 April 2014
Operator	Duke
MODEL NO	AR6335



No.	Frequency (MHz)	Factor (dB/m)	Reading (dBμV/m)	Level (dBμV/m)	Limit (dBμV/m)	Margin (dB)	Det.
1	30.5410	-18.94	44.00	25.06	40.00	-14.94	QP
2	75.9919	-21.44	33.64	12.20	40.00	-27.80	QP
3	139.2985	-16.43	33.94	17.51	43.50	-25.99	QP
4	190.7014	-12.06	32.64	20.58	43.50	-22.92	QP
5	213.4268	-12.19	33.81	21.62	43.50	-21.88	QP
6	288.0961	-7.50	37.80	30.30	46.00	-15.70	QP

Copyright of this report is owned by Centre of Testing Service and may not be reproduced other than in full except with the written approval of the issuing Company.

CENTRE OF TESTING SERVICE CO., LTD.

A101, No.65, Zhuji Highway, Tianhe District, Guangzhou, China

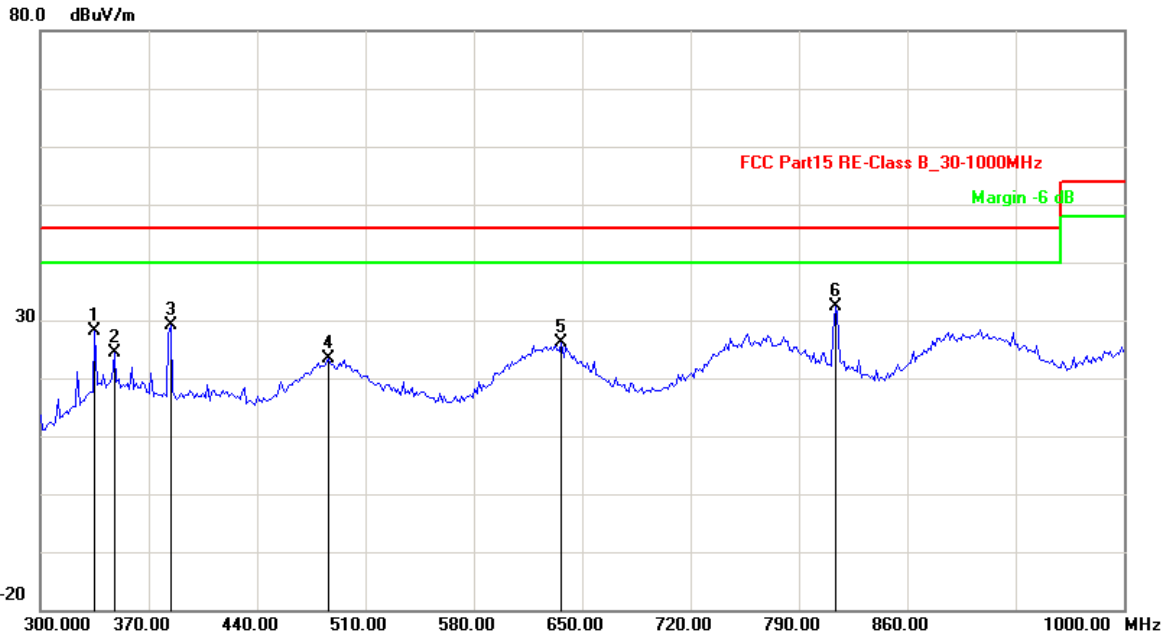
Tel: +86-20-85543113 (32 lines)

Fax: +86-20-38780406

Complaint line: +86-20-85533471

E-mail: cts@cts-lab.com.cn

See Reverse For Terms And Conditions of Service



No.	Frequency (MHz)	Factor (dB/m)	Reading (dB μ V/m)	Level (dB μ V/m)	Limit (dB μ V/m)	Margin (dB)	Det.
1	335.0701	-14.31	42.48	28.17	46.00	-17.83	QP
2	347.6954	-13.41	37.90	24.49	46.00	-21.51	QP
3	384.1683	-14.90	43.99	29.09	46.00	-16.91	QP
4	486.5731	-9.85	33.16	23.31	46.00	-22.69	QP
5	636.6733	-7.52	33.60	26.08	46.00	-19.92	QP
6	813.4269	-9.37	41.65	32.28	46.00	-13.72	QP

Above 1GHz

No.	Frequency (MHz)	Factor (dB/m)	Reading (dB μ V/m)	Level (dB μ V/m)	Limit (dB μ V/m)	Margin (dB)	Det.
1	2478	3.57	90.19	93.76	114.00	-20.24	peak
2	2478	3.57	87.54	91.11	94.00	-2.89	AVG

No.	Frequency (MHz)	Factor (dB/m)	Reading (dB μ V/m)	Level (dB μ V/m)	Limit (dB μ V/m)	Margin (dB)	Det.
1	1639.279	-1.32	51.00	49.68	74.00	-24.32	peak
2	1639.279	-1.32	35.48	34.16	54.00	-19.84	AVG
3	3446.894	8.03	41.81	49.84	74.00	-24.16	peak
4	3446.894	8.03	26.25	34.28	54.00	-19.72	AVG
5	3909.820	9.52	39.84	49.36	74.00	-24.64	peak
6	3909.820	9.52	24.65	34.17	54.00	-19.83	AVG
7	5430.862	13.55	39.05	52.60	74.00	-21.40	peak
8	5430.862	13.55	24.01	37.56	54.00	-16.44	AVG
9	7238.477	18.13	36.65	54.78	74.00	-19.22	peak
10	7238.477	18.13	21.99	40.12	54.00	-13.88	AVG
11	7987.976	19.17	36.91	56.08	74.00	-17.92	peak
12	7987.976	19.17	22.12	41.29	54.00	-12.71	AVG

Copyright of this report is owned by Centre of Testing Service and may not be reproduced other than in full except with the written approval of the issuing Company.

CENTRE OF TESTING SERVICE CO., LTD.

A101, No.65, Zhuji Highway, Tianhe District, Guangzhou, China

Tel: +86-20-85543113 (32 lines)

Fax: +86-20-38780406

Complaint line: +86-20-85533471

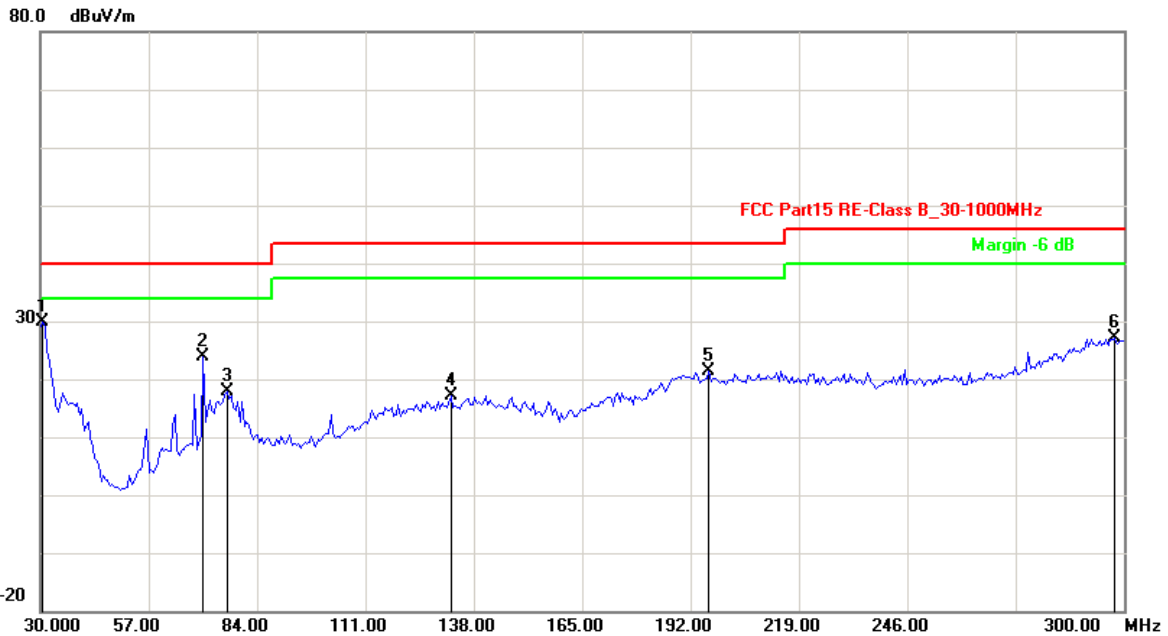
E-mail: cts@cts-lab.com.cn

See Reverse For Terms And Conditions of Service



Channel:	High Channel	Result:	<input checked="" type="checkbox"/> - passed <input type="checkbox"/> - not passed
Test point:	Vertical		
Frequency range:	30MHz~26.5GHz		

EUT	Receiver
Firm Name	Horizon Hobby
Operating Condition	Battery 5V
Test Condition	Ambient Temperature: 25°C Humidity: 56%
Test distance	3 Meter
Test Date:	26~30 April 2014
Operator	Duke
MODEL NO	AR6335



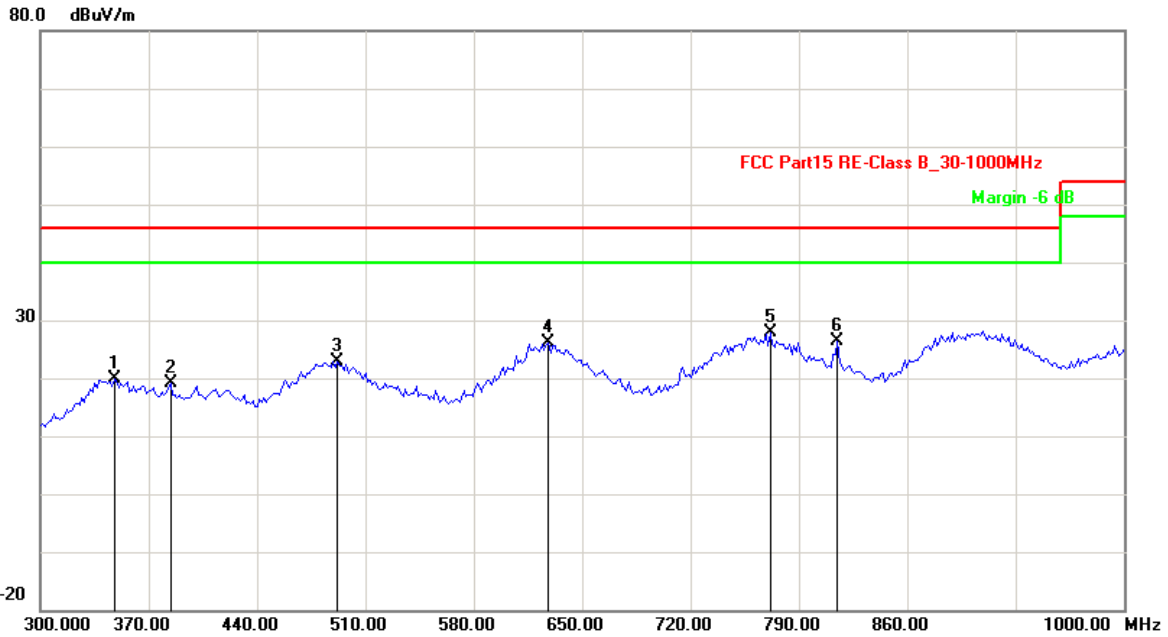
No.	Frequency (MHz)	Factor (dB/m)	Reading (dBμV/m)	Level (dBμV/m)	Limit (dBμV/m)	Margin (dB)	Det.
1	30.5411	-18.94	48.74	29.80	40.00	-10.20	QP
2	70.5812	-22.93	46.74	23.81	40.00	-16.19	QP
3	76.5331	-21.44	39.26	17.82	40.00	-22.18	QP
4	132.2645	-16.91	33.93	17.02	43.50	-26.48	QP
5	196.6533	-12.44	33.72	21.28	43.50	-22.22	QP
6	297.8357	-5.89	32.96	27.07	46.00	-18.93	QP

Copyright of this report is owned by Centre of Testing Service and may not be reproduced other than in full except with the written approval of the issuing Company.

CENTRE OF TESTING SERVICE CO., LTD.

A101, No.65, Zhuji Highway, Tianhe District, Guangzhou, China
 Tel: +86-20-85543113 (32 lines) Fax: +86-20-38780406
 Complaint line: +86-20-85533471 E-mail: cts@cts-lab.com.cn

See Reverse For Terms And Conditions of Service



No.	Frequency (MHz)	Factor (dB/m)	Reading (dBµV/m)	Level (dBµV/m)	Limit (dBµV/m)	Margin (dB)	Det.
1	347.6954	-13.41	33.37	19.96	46.00	-26.04	QP
2	384.1683	-14.90	34.10	19.20	46.00	-26.80	QP
3	492.1844	-9.98	32.80	22.82	46.00	-23.18	QP
4	628.2565	-7.29	33.34	26.05	46.00	-19.95	QP
5	771.3427	-5.75	33.63	27.88	46.00	-18.12	QP
6	814.8297	-9.46	35.78	26.32	46.00	-19.68	QP

Above 1GHz

No.	Frequency (MHz)	Factor (dB/m)	Reading (dBµV/m)	Level (dBµV/m)	Limit (dBµV/m)	Margin (dB)	Det.
1	2478	3.57	88.22	91.79	114.00	-22.21	peak
2	2478	3.57	86.19	89.76	94.00	-4.24	AVG

No.	Frequency (MHz)	Factor (dB/m)	Reading (dBµV/m)	Level (dBµV/m)	Limit (dBµV/m)	Margin (dB)	Det.
1	1639.279	-1.32	50.71	49.39	74.00	-24.61	peak
2	1639.279	-1.32	35.47	34.15	54.00	-19.85	AVG
3	3292.585	7.54	45.88	53.42	74.00	-20.58	peak
4	3292.585	7.54	30.72	38.26	54.00	-15.74	AVG
5	4064.128	9.96	39.90	49.86	74.00	-24.14	peak
6	4064.128	9.96	24.22	34.18	54.00	-19.82	AVG
7	4747.495	11.57	39.00	50.57	74.00	-23.43	peak
8	4747.495	11.57	23.72	35.29	54.00	-18.71	AVG
9	5430.862	13.55	39.42	52.97	74.00	-21.03	peak
10	5430.862	13.55	23.91	37.46	54.00	-16.54	AVG
11	7348.697	18.28	37.80	56.08	74.00	-17.92	peak
12	7348.697	18.28	23.57	41.85	54.00	-12.15	AVG

Copyright of this report is owned by Centre of Testing Service and may not be reproduced other than in full except with the written approval of the issuing Company.

CENTRE OF TESTING SERVICE CO., LTD.

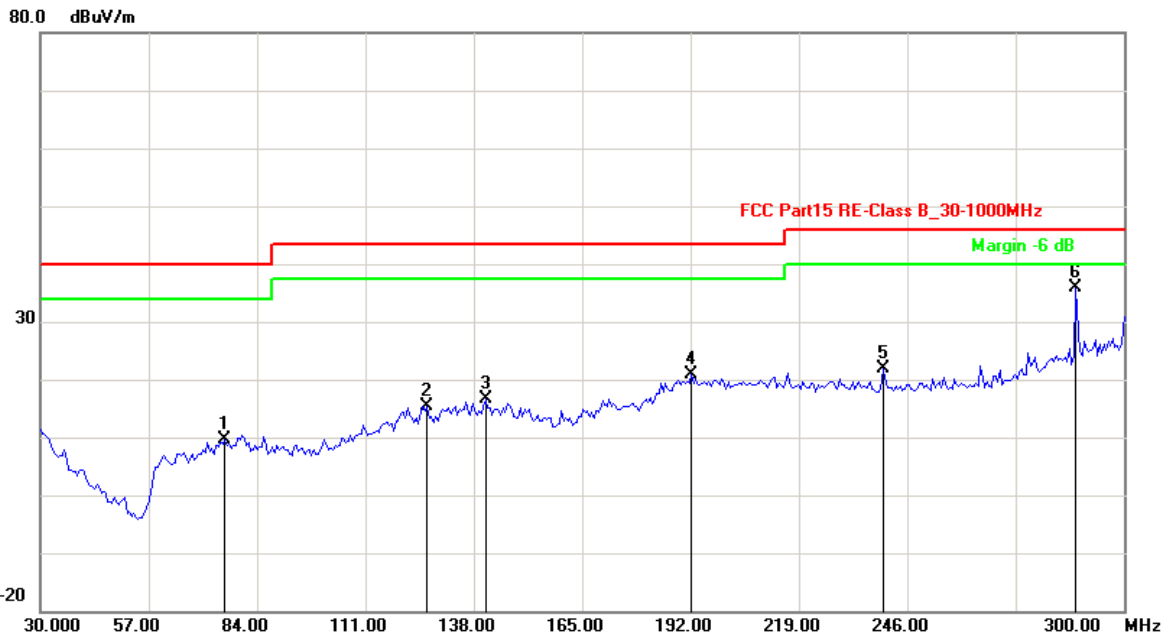
A101, No.65, Zhuji Highway, Tianhe District, Guangzhou, China
 Tel: +86-20-85543113 (32 lines) Fax: +86-20-38780406
 Complaint line: +86-20-85533471 E-mail: cts@cts-lab.com.cn

See Reverse For Terms And Conditions of Service



Channel:	RX	Result:	<input checked="" type="checkbox"/> - passed
Test point:	Horizontal		<input type="checkbox"/> - not passed
Frequency range:	30MHz~26.5GHz		

EUT	Receiver
Firm Name	Horizon Hobby
Operating Condition	Battery 5V
Test Condition	Ambient Temperature: 25°C Humidity: 56%
Test distance	3 Meter
Test Date:	26~30 April 2014
Operator	Duke
MODEL NO	AR6335



No.	Frequency (MHz)	Factor (dB/m)	Reading (dBuV/m)	Level (dBuV/m)	Limit (dBuV/m)	Margin (dB)	Det.
1	75.9920	-21.44	31.13	9.69	40.00	-30.31	QP
2	126.3126	-17.45	32.73	15.28	43.50	-28.22	QP
3	140.9218	-16.47	33.08	16.61	43.50	-26.89	QP
4	192.3246	-12.16	33.00	20.84	43.50	-22.66	QP
5	239.9399	-13.13	35.01	21.88	46.00	-24.12	QP
6	288.0962	-7.50	43.34	35.84	46.00	-10.16	QP

Copyright of this report is owned by Centre of Testing Service and may not be reproduced other than in full except with the written approval of the issuing Company.

CENTRE OF TESTING SERVICE CO., LTD.

A101, No.65, Zhuji Highway, Tianhe District, Guangzhou, China

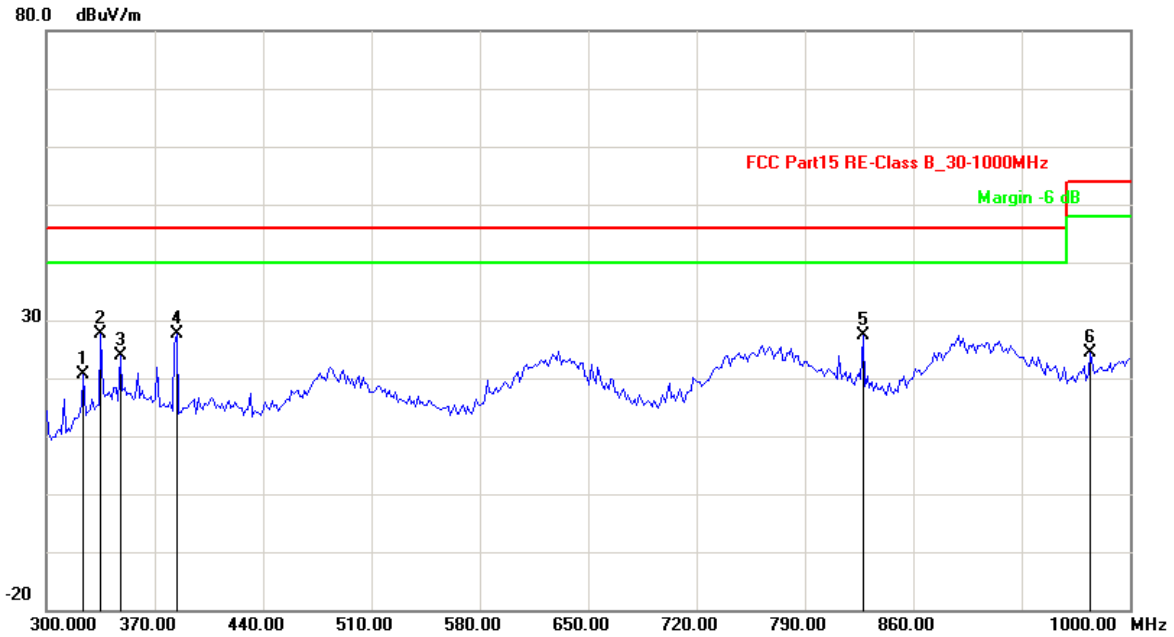
Tel: +86-20-85543113 (32 lines)

Fax: +86-20-38780406

Complaint line: +86-20-85533471

E-mail: cts@cts-lab.com.cn

See Reverse For Terms And Conditions of Service



No.	Frequency (MHz)	Factor (dB/m)	Reading (dB μ V/m)	Level (dB μ V/m)	Limit (dB μ V/m)	Margin (dB)	Det.
1	323.8477	-17.04	37.65	20.61	46.00	-25.39	QP
2	335.0701	-14.31	41.93	27.62	46.00	-18.38	QP
3	347.6954	-13.41	37.20	23.79	46.00	-22.21	QP
4	384.1683	-14.90	42.42	27.52	46.00	-18.48	QP
5	827.4549	-10.46	37.78	27.32	46.00	-18.68	QP
6	974.7495	-9.10	33.47	24.37	54.00	-29.63	QP

Above 1GHz

No.	Frequency (MHz)	Factor (dB/m)	Reading (dB μ V/m)	Level (dB μ V/m)	Limit (dB μ V/m)	Margin (dB)	Det.
1	1639.279	-1.32	58.46	57.14	74.00	-16.86	peak
2	1639.279	-1.32	43.71	42.39	54.00	-11.61	AVG
3	2124.248	0.07	43.93	44.00	74.00	-30.00	peak
4	2124.248	0.07	30.38	30.45	54.00	-23.55	AVG
5	3336.673	7.68	41.72	49.40	74.00	-24.60	peak
6	3336.673	7.68	26.58	34.26	54.00	-19.74	AVG
7	4482.966	10.94	38.02	48.96	74.00	-25.04	peak
8	4482.966	10.94	22.93	33.87	54.00	-20.13	AVG
9	5585.170	14.04	38.33	52.37	74.00	-21.63	peak
10	5585.170	14.04	23.25	37.29	54.00	-16.71	AVG
11	7238.477	18.13	37.14	55.27	74.00	-18.73	peak
12	7238.477	18.13	22.05	40.18	54.00	-13.82	AVG

Copyright of this report is owned by Centre of Testing Service and may not be reproduced other than in full except with the written approval of the issuing Company.

CENTRE OF TESTING SERVICE CO., LTD.

A101, No.65, Zhuji Highway, Tianhe District, Guangzhou, China

Tel: +86-20-85543113 (32 lines)

Fax: +86-20-38780406

Complaint line: +86-20-85533471

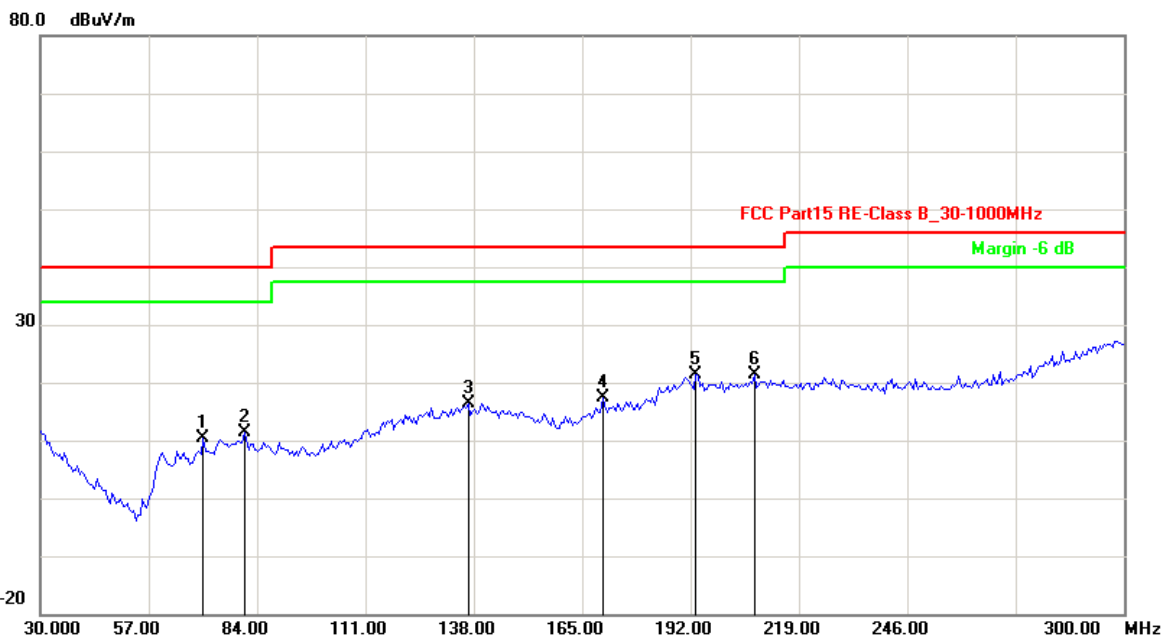
E-mail: cts@cts-lab.com.cn

See Reverse For Terms And Conditions of Service



Channel:	RX	Result:	<input checked="" type="checkbox"/> - passed
Test point:	Vertical		<input type="checkbox"/> - not passed
Frequency range:	30MHz~26.5GHz		

EUT	Receiver
Firm Name	Horizon Hobby
Operating Condition	Battery 5V
Test Condition	Ambient Temperature: 25°C Humidity: 56%
Test distance	3 Meter
Test Date:	26~30 April 2014
Operator	Duke
MODEL NO	AR6335



No.	Frequency (MHz)	Factor (dB/m)	Reading (dBuV/m)	Level (dBuV/m)	Limit (dBuV/m)	Margin (dB)	Det.
1	70.5812	-22.93	33.34	10.41	40.00	-29.59	QP
2	80.8617	-21.60	32.99	11.39	40.00	-28.61	QP
3	136.5932	-16.61	33.07	16.46	43.50	-27.04	QP
4	170.1403	-16.61	34.06	17.45	43.50	-26.05	QP
5	193.4068	-12.23	33.67	21.44	43.50	-22.06	QP
6	208.0160	-12.18	33.47	21.29	43.50	-22.21	QP

Copyright of this report is owned by Centre of Testing Service and may not be reproduced other than in full except with the written approval of the issuing Company.

CENTRE OF TESTING SERVICE CO., LTD.

A101, No.65, Zhuji Highway, Tianhe District, Guangzhou, China

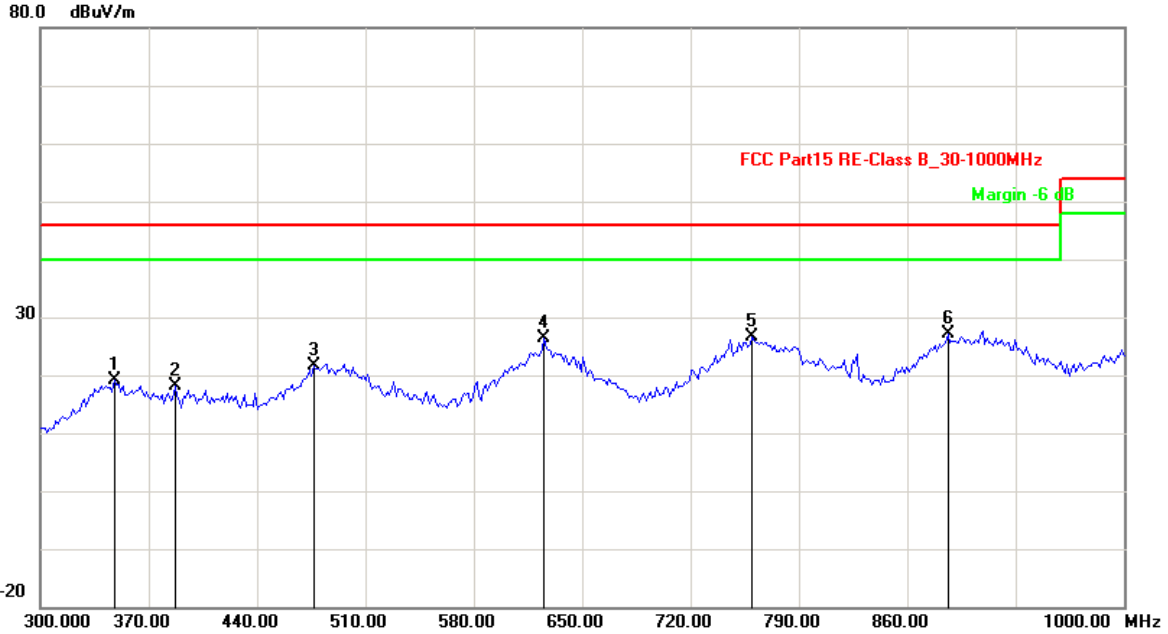
Tel: +86-20-85543113 (32 lines)

Fax: +86-20-38780406

Complaint line: +86-20-85533471

E-mail: cts@cts-lab.com.cn

See Reverse For Terms And Conditions of Service



No.	Frequency (MHz)	Factor (dB/m)	Reading (dBμV/m)	Level (dBμV/m)	Limit (dBμV/m)	Margin (dB)	Det.
1	347.6954	-13.41	32.54	19.13	46.00	-26.87	QP
2	386.9739	-14.92	32.95	18.03	46.00	-27.97	QP
3	476.7535	-10.28	31.90	21.62	46.00	-24.38	QP
4	625.4509	-7.22	33.64	26.42	46.00	-19.58	QP
5	760.1202	-5.49	32.07	26.58	46.00	-19.42	QP
6	886.3727	-4.62	31.63	27.01	46.00	-18.99	QP

Above 1GHz

No.	Frequency (MHz)	Factor (dB/m)	Reading (dBμV/m)	Level (dBμV/m)	Limit (dBμV/m)	Margin (dB)	Det.
1	1639.279	-1.32	45.54	44.22	74.00	-29.78	peak
2	1639.279	-1.32	31.44	30.12	54.00	-23.88	AVG
3	2587.174	4.26	42.05	46.31	74.00	-27.69	peak
4	2587.174	4.26	27.00	31.26	54.00	-22.74	AVG
5	3292.585	7.54	40.71	48.25	74.00	-25.75	peak
6	3292.585	7.54	26.13	33.67	54.00	-20.33	AVG
7	4703.407	11.46	36.11	47.57	74.00	-26.43	peak
8	4703.407	11.46	21.13	32.59	54.00	-21.41	AVG
9	5496.994	13.76	36.79	50.55	74.00	-23.45	peak
10	5496.994	13.76	22.08	35.84	54.00	-18.16	AVG
11	7326.653	18.25	35.68	53.93	74.00	-20.07	peak
12	7326.653	18.25	20.49	38.74	54.00	-15.26	AVG

Note:Level=Reading+Factor. Margin= Limit -Level.

Remark: Others frequency Radiated Emission level margin all >10dB of Limit.

Copyright of this report is owned by Centre of Testing Service and may not be reproduced other than in full except with the written approval of the issuing Company.

CENTRE OF TESTING SERVICE CO., LTD.

A101, No.65, Zhuji Highway, Tianhe District, Guangzhou, China

Tel: +86-20-85543113 (32 lines)

Fax: +86-20-38780406

Complaint line: +86-20-85533471

E-mail: cts@cts-lab.com.cn

See Reverse For Terms And Conditions of Service

8. Band Edge Compliance test

8.1. Test Equipment

Band Edge Compliance test					
Item	Test Equipment	Manufacturer	Model No.	Serial No.	Last Cal.
1	Log per Antenna	ROHDE & SCHWARZ	HL050	100186	2014/03/30
2	Signal analyzer	ROHDE & SCHWARZ	FSIQ26	100311	2014/03/25

8.2. Test Information

EUT	Receiver
Firm Name	Horizon Hobby
Operating Condition	Battery 5V
Test Condition	Ambient Temperature: 25°C Humidity: 56%
Test distance	3 Meter
Test Date:	26~30 April 2014
Operator	Duke
MODEL NO	AR6335

8.3. Test procedure

- The EUT operates at hopping-off test mode. The lowest or highest channels are tested to verify the largest transmission and spurious emissions power at the continuous transmission mode.
- Max hold the trace of the setp 1, and the EUT operates at hopping-on test mode to verify the largest spurious emissions power.
- Set the spectrum analyzer in the following setting in order to capture the lower and upper band-edges of the emission:
 - PEAK: RBW=VBW=1MHz / Sweep=AUTO
 - AVERAGE: RBW=1MHz / VBW=1KHz(1/On time) / Sweep=AUTO

8.4. Test Results

PASSED.

The EUT operates at hopping-off test mode. The lowest and highest channels are tested to verify the band edge emissions.

Test Mode	Channel Marked Frequency	Test Result Highest Emission (dBuv/m)			
		Horizontal		Vertical	
		Peak	Average	Peak	Average
Low Channel	2390MHz	51.96	20.55	56.24	22.97
	2400MHz	70.51	59.93	73.90	63.57
High Channel	2483.5MHz	57.44	27.42	60.60	31.09
	2500MHz	45.49	19.06	48.56	20.10

Copyright of this report is owned by Centre of Testing Service and may not be reproduced other than in full except with the written approval of the issuing Company.

CENTRE OF TESTING SERVICE CO., LTD.

A101, No.65, Zhuji Highway, Tianhe District, Guangzhou, China

Tel: +86-20-85543113 (32 lines)

Fax: +86-20-38780406

Complaint line: +86-20-85533471

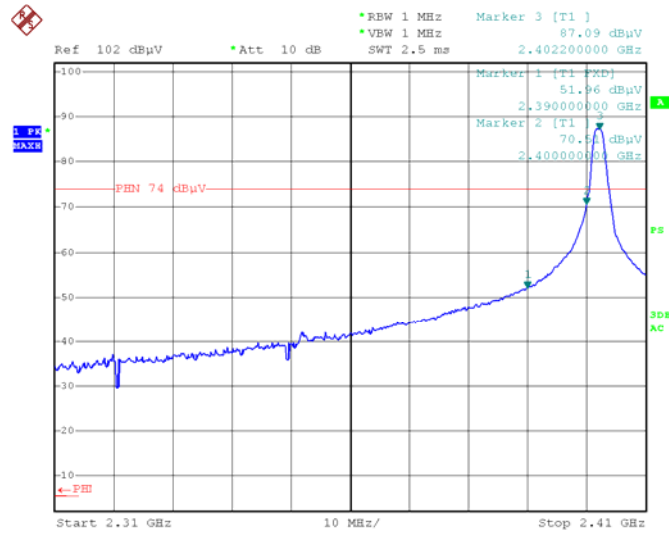
E-mail: cts@cts-lab.com.cn

See Reverse For Terms And Conditions of Service



Band Edges(CH Low)
 Detector mode:Peak

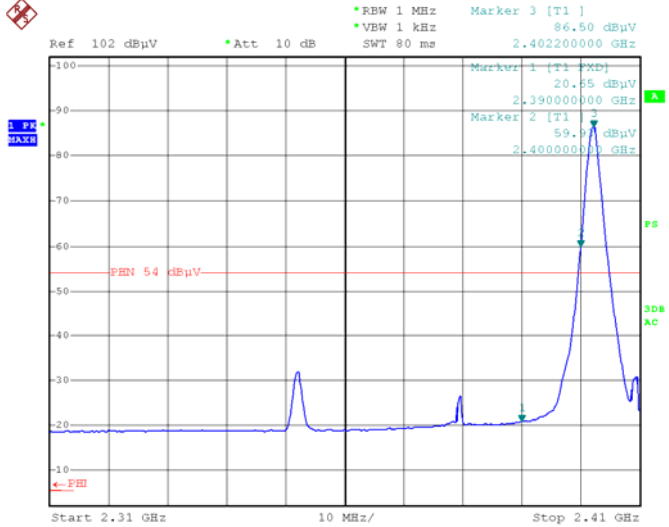
Polarity:Horizontal



Date: 30.APR.2014 13:37:15

Band Edges(CH Low)
 Detector mode:Average

Polarity:Horizontal



Date: 30.APR.2014 13:37:46

Copyright of this report is owned by Centre of Testing Service and may not be reproduced other than in full except with the written approval of the issuing Company.

CENTRE OF TESTING SERVICE CO., LTD.

A101, No.65, Zhuji Highway, Tianhe District, Guangzhou, China

Tel: +86-20-85543113 (32 lines)

Fax: +86-20-38780406

Complaint line: +86-20-85533471

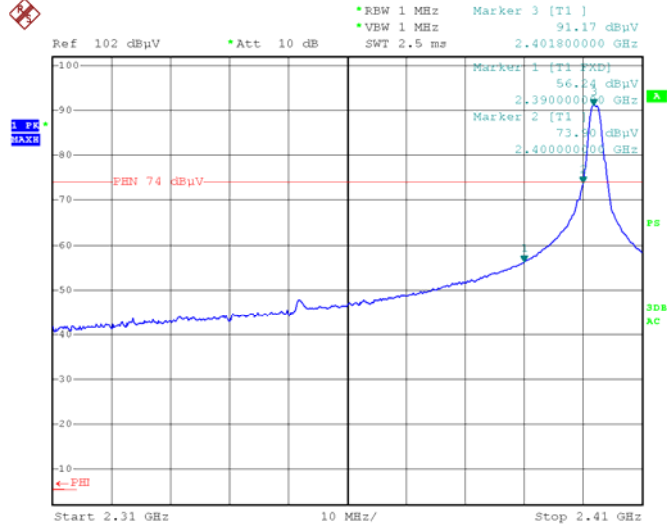
E-mail: cts@cts-lab.com.cn

See Reverse For Terms And Conditions of Service



Band Edges(CH Low)
Detector mode:Peak

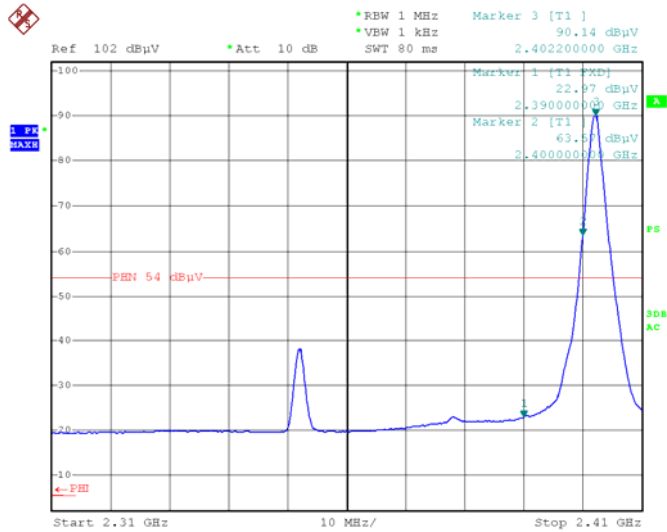
Polarity:Vertical



Date: 30.APR.2014 13:33:53

Band Edges(CH Low)
Detector mode:Average

Polarity:Vertical



Date: 30.APR.2014 13:34:24

Copyright of this report is owned by Centre of Testing Service and may not be reproduced other than in full except with the written approval of the issuing Company.

CENTRE OF TESTING SERVICE CO., LTD.

A101, No.65, Zhuji Highway, Tianhe District, Guangzhou, China

Tel: +86-20-85543113 (32 lines)

Fax: +86-20-38780406

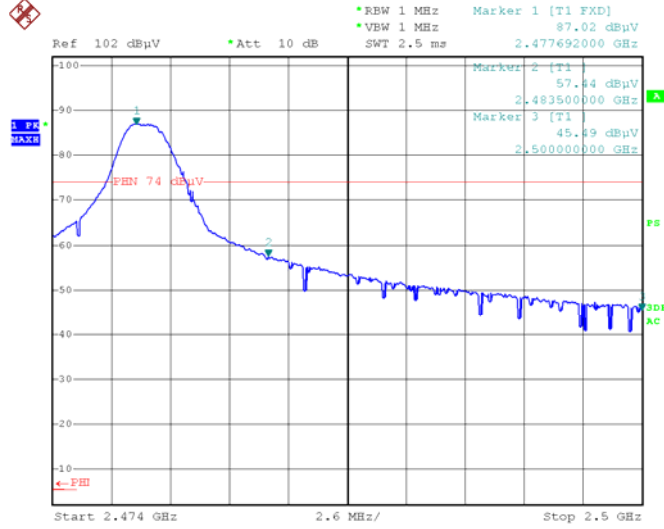
Complaint line: +86-20-85533471

E-mail: cts@cts-lab.com.cn

See Reverse For Terms And Conditions of Service

Band Edges(CH High)
Detector mode:Peak

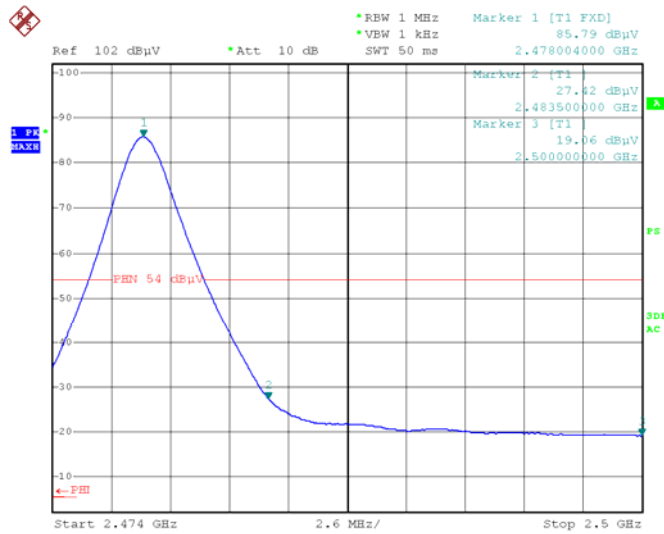
Polarity:Horizontal



Date: 30.APR.2014 13:41:07

Band Edges(CH High)
Detector mode:Average

Polarity:Horizontal



Date: 30.APR.2014 13:42:06

Copyright of this report is owned by Centre of Testing Service and may not be reproduced other than in full except with the written approval of the issuing Company.

CENTRE OF TESTING SERVICE CO., LTD.

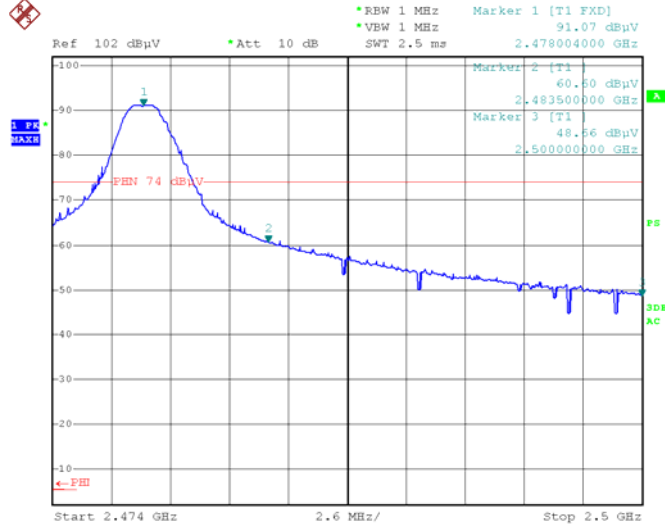
A101, No.65, Zhuji Highway, Tianhe District, Guangzhou, China
 Tel: +86-20-85543113 (32 lines) Fax: +86-20-38780406
 Complaint line: +86-20-85533471 E-mail: cts@cts-lab.com.cn

See Reverse For Terms And Conditions of Service



Band Edges(CH High)
Detector mode:Peak

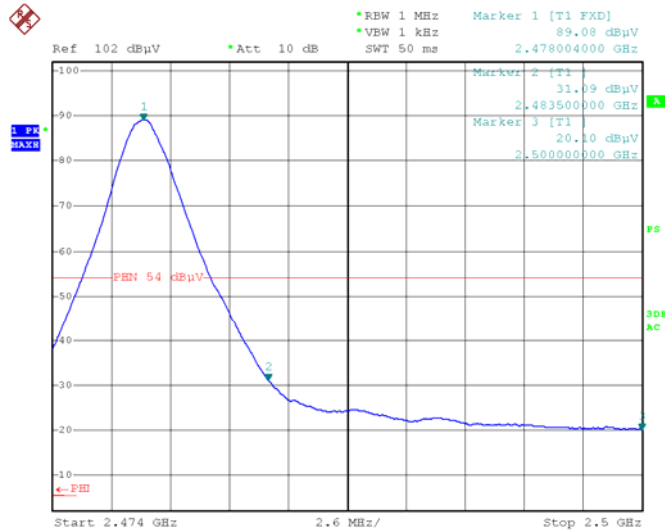
Polarity:Vertical



Date: 30.APR.2014 14:00:07

Band Edges(CH High)
Detector mode:Average

Polarity:Vertical



Date: 30.APR.2014 14:00:56

Copyright of this report is owned by Centre of Testing Service and may not be reproduced other than in full except with the written approval of the issuing Company.

CENTRE OF TESTING SERVICE CO., LTD.

A101, No.65, Zhuji Highway, Tianhe District, Guangzhou, China
 Tel: +86-20-85543113 (32 lines) Fax: +86-20-38780406
 Complaint line: +86-20-85533471 E-mail: cts@cts-lab.com.cn

See Reverse For Terms And Conditions of Service



9. 99% bandwidth

9.1 Test procedure

According to RSS-210 Annex 8 and RSS-Gen 4.6.1 The Receiver output is connected to the spectrum analyzer. The resolution bandwidth shall be set to as close to 1% of the selected span as is possible without being below 1%. The video bandwidth shall be set to 3 times the resolution bandwidth. Video averaging is not permitted. Where practical, a sampling detector shall be used given that a peak or peak hold may produce a wider bandwidth than actual. The sweep time is coupled.

9.2. Test Equipment

Band Edge Compliance test					
Item	Test Equipment	Manufacturer	Model No.	Serial No.	Last Cal.
1	Log per Antenna	ROHDE & SCHWARZ	HL050	100186	2014/03/30
2	Signal analyzer	ROHDE & SCHWARZ	FSIQ26	100311	2014/03/25

9.3. Test Information

EUT	Receiver
Firm Name	Horizon Hobby
Operating Condition	Battery 5V
Test Condition	Ambient Temperature: 25°C Humidity: 56%
Test Date:	26~30 April 2014
Operator	Duke
MODEL NO	AR6335

9.4. Test Results

PASSED.

Channel	Frequency (MHz)	Bandwidth (MHz)
Low	2402	1.188
Middle	2440	1.302
High	2478	1.614

Copyright of this report is owned by Centre of Testing Service and may not be reproduced other than in full except with the written approval of the issuing Company.

CENTRE OF TESTING SERVICE CO., LTD.

A101, No.65, Zhuji Highway, Tianhe District, Guangzhou, China

Tel: +86-20-85543113 (32 lines)

Fax: +86-20-38780406

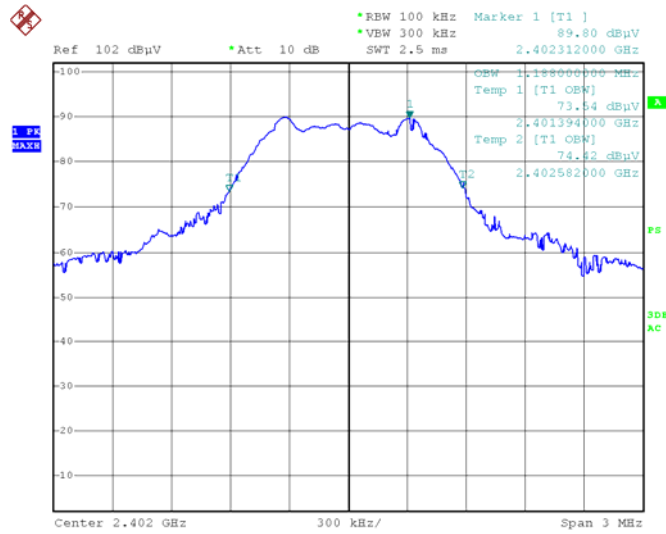
Complaint line: +86-20-85533471

E-mail: cts@cts-lab.com.cn

See Reverse For Terms And Conditions of Service

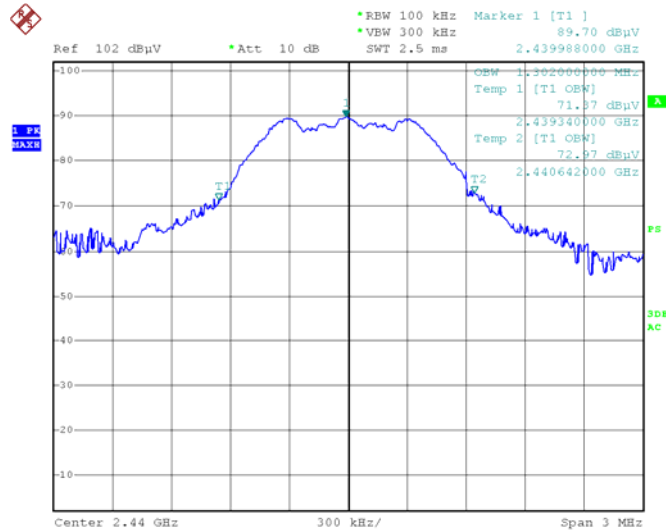


99% Bandwidth 2402MHz



Date: 30.APR.2014 13:29:19

99% Bandwidth 2440 MHz



Date: 30.APR.2014 13:18:31

Copyright of this report is owned by Centre of Testing Service and may not be reproduced other than in full except with the written approval of the issuing Company.

CENTRE OF TESTING SERVICE CO., LTD.

A101, No.65, Zhuji Highway, Tianhe District, Guangzhou, China

Tel: +86-20-85543113 (32 lines)

Fax: +86-20-38780406

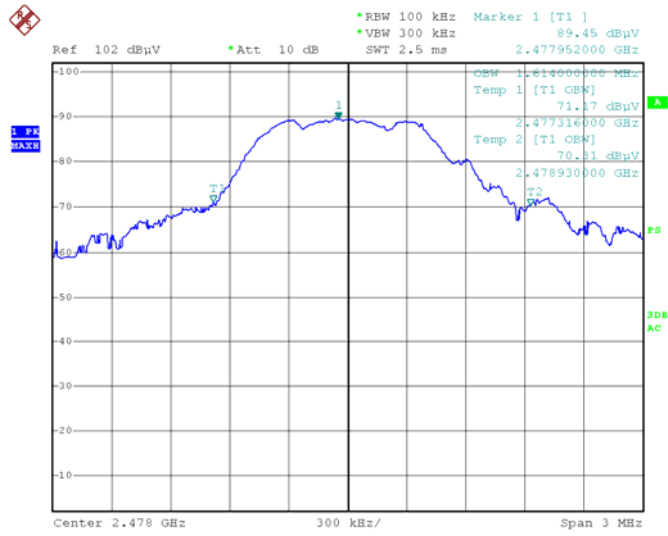
Complaint line: +86-20-85533471

E-mail: cts@cts-lab.com.cn

See Reverse For Terms And Conditions of Service



99% Bandwidth 2478 MHz



Date: 30.APR.2014 13:26:51

Copyright of this report is owned by Centre of Testing Service and may not be reproduced other than in full except with the written approval of the issuing Company.

CENTRE OF TESTING SERVICE CO., LTD.

A101, No.65, Zhuji Highway, Tianhe District, Guangzhou, China

Tel: +86-20-85543113 (32 lines)

Fax: +86-20-38780406

Complaint line: +86-20-85533471

E-mail: cts@cts-lab.com.cn

See Reverse For Terms And Conditions of Service



11.Deviation to test specifications

[NONE]

Copyright of this report is owned by Centre of Testing Service and may not be reproduced other than in full except with the written approval of the issuing Company.

CENTRE OF TESTING SERVICE CO., LTD.

A101, No.65, Zhuji Highway, Tianhe District, Guangzhou, China

Tel: +86-20-85543113 (32 lines)

Fax: +86-20-38780406

Complaint line: +86-20-85533471

E-mail: cts@cts-lab.com.cn

See Reverse For Terms And Conditions of Service