

Spektrum AR6100ML Instructions

Note: The AR6100ML receiver is designed for parkflyer aircraft only. This includes all types of compact electric airplanes as well as mini and micro helicopters. While the AR6100ML receiver has more than adequate range for parkflyer aircraft, it is imperative that it not be used in larger aircraft that could exceed its operational range.

IMPORTANT: The AR6100 features DSM[®]2 second-generation Spektrum[®] technology and is not compatible with the DX6 parkflyer radio. The AR6100ML is only compatible with Spektrum aircraft transmitters that support DSM2 technology, like the DX7.

Binding

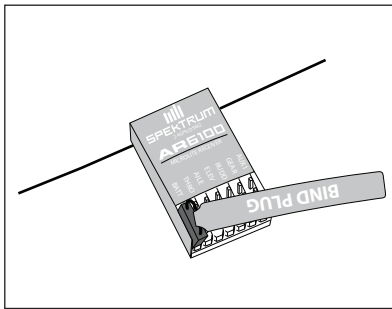
Before using the AR6100, it's necessary to bind the receiver to the desired transmitter (or specific model memory if Model Match™ is available).

Binding is the process of programming the receiver to recognize the specific transmitter you wish to use. During binding, the receiver learns the specific transmitter's code (GUID) and, when bound, the receiver will only respond to its bound transmitter, ignoring all other types of interfering signals. During binding the fail-safe positions are stored (see SmartSafe™ below).

Note: Receivers can be re-bound at any time, allowing them to be used with other transmitters or to store different fail-safe positions.

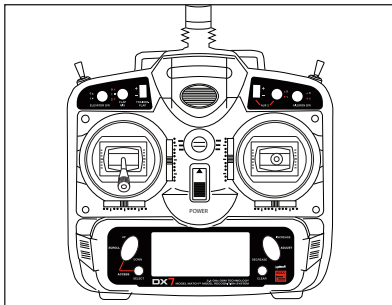
How to Bind

With the power off, plug the bind plug into the **BATT** port.

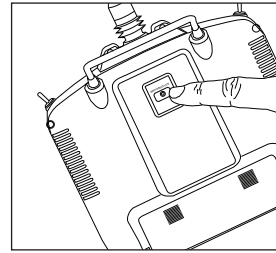


Power on the receiver. If the receiver is installed in an electric aircraft, turn on the speed controller to power up the receiver. If the receiver is going to be powered by a separate battery, plug the battery into any unused port. The amber light will blink, indicating the AR6100 is in bind mode.

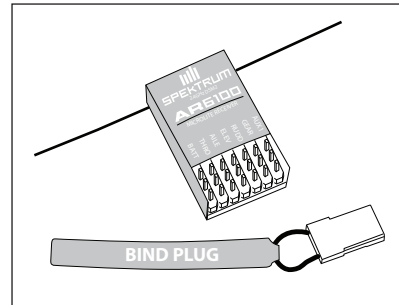
Position the transmitter's control sticks and switches in the desired fail-safe positions (normally low throttle and all other controls at neutral).



Press and hold the bind button on the back of the transmitter while turning on the transmitter. The button will flash for several seconds, then the LED on the transmitter and receiver will remain solid on, indicating a successful bind.



IMPORTANT: Remove the bind plug to prevent the system from rebinding the next time the power is turned on.



Model Match

Some Spektrum transmitters (such as the DX7) offer a patented feature called Model Match™. Model Match prevents the possibility of operating a model using the wrong model memory, potentially preventing a crash. With Model Match each model memory has its own unique code (GUID) and during the binding process the code is programmed into the receiver. Later, when the system is turned on, the receiver will only connect to the transmitter if the corresponding model memory is programmed on screen.

Note: If at any time you turn on the system and it fails to connect, check to be sure the correct model memory is selected in the transmitter.

SmartSafe

Your AR6100ML features SmartSafe™ fail-safe programming. SmartSafe prevents accidental motor operation before the system connects and, in the unlikely event of signal loss, SmartSafe drives the throttle to a preset (off) position. With SmartSafe if the receiver is turned on before the transmitter, all channels but throttle will go to their fail-safe position stored during binding, while the throttle channel will not generate a pulse so as to not arm the electronic speed control. After the system is connected, if loss of signal occurs, the throttle will be driven to a preset fail-safe position, normally low throttle (set during binding) while all other channels will hold their last known position.

Range Check

Before each flying session and especially with a new model, it is important to perform a range check. Follow the procedures as outlined in the radio instruction manual.

Specifications:

Model:	AR6100
Type:	6-channel DSM2 Parkflyer
Dimensions:	30mm x 18mm x 10mm
Weight:	3.5 grams
Voltage:	3.5–9.0 volts

Warranty Period

Exclusive Warranty- Horizon Hobby, Inc., (Horizon) warranties that the Products purchased (the "Product") will be free from defects in materials and workmanship for a period of 1 year from the date of purchase by the Purchaser.

Limited Warranty

(a) This warranty is limited to the original Purchaser ("Purchaser") and is not transferable. REPAIR OR REPLACEMENT AS PROVIDED UNDER THIS WARRANTY IS THE EXCLUSIVE REMEDY OF THE PURCHASER. This warranty covers only those Products purchased from an authorized Horizon dealer. Third party transactions are not covered by this warranty. Proof of purchase is required for warranty claims. Further, Horizon reserves the right to change or modify this warranty without notice and disclaims all other warranties, express or implied.

(b) Limitations- HORIZON MAKES NO WARRANTY OR REPRESENTATION, EXPRESS OR IMPLIED, ABOUT NON-INFRINGEMENT, MERCHANTABILITY OR FITNESS FOR A PARTICULAR PURPOSE OF THE PRODUCT. THE PURCHASER ACKNOWLEDGES THAT THEY ALONE HAVE DETERMINED THAT THE PRODUCT WILL SUITABLY MEET THE REQUIREMENTS OF THE PURCHASER'S INTENDED USE.

(c) Purchaser Remedy- Horizon's sole obligation hereunder shall be that Horizon will, at its option, (i) repair or (ii) replace, any Product determined by Horizon to be defective. In the event of a defect, these are the Purchaser's exclusive remedies. Horizon reserves the right to inspect any and all equipment involved in a warranty claim. Repair or replacement decisions are at the sole discretion of Horizon. This warranty does not cover cosmetic damage or damage due to acts of God, accident, misuse, abuse, negligence, commercial use, or modification of or to any part of the Product. This warranty does not cover damage due to improper installation, operation, maintenance, or attempted repair by anyone other than Horizon. Return of any goods by Purchaser must be approved in writing by Horizon before shipment.

Damage Limits

HORIZON SHALL NOT BE LIABLE FOR SPECIAL, INDIRECT OR CONSEQUENTIAL DAMAGES, LOSS OF PROFITS OR PRODUCTION OR COMMERCIAL LOSS IN ANY WAY CONNECTED WITH THE PRODUCT, WHETHER SUCH CLAIM IS BASED IN CONTRACT, WARRANTY, NEGLIGENCE, OR STRICT LIABILITY. Further, in no event shall the liability of Horizon exceed the individual price of the Product on which liability is asserted. As Horizon has no control over use, setup, final assembly, modification or misuse, no liability shall be assumed nor accepted for any resulting damage or injury. By the act of use, setup or assembly, the user accepts all resulting liability.

If you as the Purchaser or user are not prepared to accept the liability associated with the use of this Product, you are advised to return this Product immediately in new and unused condition to the place of purchase.

Law: These Terms are governed by Illinois law (without regard to conflict of law principals).

Safety Precautions

This is a sophisticated hobby Product and not a toy. It must be operated with caution and common sense and requires some basic mechanical ability. Failure to operate this Product in a safe and responsible manner could result in injury or damage to the Product or other property. This Product is not intended for use by children without direct adult supervision. The Product manual contains instructions for safety, operation and maintenance. It is essential to read and follow all the instructions and warnings in the manual, prior to assembly, setup or use, in order to operate correctly and avoid damage or injury.

Questions, Assistance, and Repairs

Your local hobby store and/or place of purchase cannot provide warranty support or repair. Once assembly, setup or use of the Product has been started, you must contact Horizon directly. This will enable Horizon to better answer your questions and service you in the event that you may need any assistance. For questions or assistance, please direct your email to productsupport@horizonhobby.com, or call 877.504.0233 toll free to speak to a service technician.

Inspection or Repairs

If this Product needs to be inspected or repaired, please call for a Return Merchandise Authorization (RMA). Pack the Product securely using a shipping carton. Please note that original boxes may be included, but are not designed to withstand the rigors of shipping without additional protection. Ship via a carrier that provides tracking and insurance for lost or damaged parcels, as Horizon is not responsible for merchandise until it arrives and is accepted at our facility. A Service Repair Request is available at www.horizonhobby.com on the "Support" tab. If you do not have internet access, please include a letter with your complete name, street address, email address and phone number where you can be reached during business days, your RMA number, a list of the included items, method of payment for any non-warranty expenses and a brief summary of the problem. Your original sales receipt must also be included for warranty consideration. Be sure your name, address, and RMA number are clearly written on the outside of the shipping carton.

Warranty Inspection and Repairs

To receive warranty service, you must include your original sales receipt verifying the proof-of-purchase date. Provided warranty conditions have been met, your Product will be repaired or replaced free of charge. Repair or replacement decisions are at the sole discretion of Horizon Hobby.

Non-Warranty Repairs

Should your repair not be covered by warranty the repair will be completed and payment will be required without notification or estimate of the expense unless the expense exceeds 50% of the retail purchase cost. By submitting the item for repair you are agreeing to payment of the repair without notification. Repair estimates are available upon request. You must include this request with your repair. Non-warranty repair estimates will be billed a minimum of ½ hour of labor. In addition you will be billed for return freight. Please advise us of your preferred method of payment. Horizon accepts money orders and cashiers checks, as well as Visa, MasterCard, American Express, and Discover cards. If you choose to pay by credit card, please include your credit card number and expiration date. Any repair left unpaid or unclaimed after 90 days will be considered abandoned and will be disposed of accordingly. Please note: non-warranty repair is only available on electronics and model engines.

Electronics and engines requiring inspection or repair should be shipped to the following address:

Horizon Service Center
4105 Fieldstone Road
Champaign, Illinois 61822

All other Products requiring warranty inspection or repair should be shipped to the following address:

Horizon Product Support
4105 Fieldstone Road
Champaign, Illinois 61822

Please call 877-504-0233 with any questions or concerns regarding this product or warranty.

FCC Information

This device complies with part 15 of the FCC rules. Operation is subject to the following two conditions: (1) This device may not cause harmful interference, and (2) this device must accept any interference received, including interference that may cause undesired operation.

Caution: Changes or modifications not expressly approved by Horizon Hobby, Inc could void the user's authority to operate the equipment.

This product contains a radio transmitter with wireless technology which has been tested and found to be compliant with the applicable regulations governing a radio transmitter in the 2.400GHz to 2.4835GHz frequency range.

The associated regulatory agencies of the following countries recognize the noted certifications for this product as authorized for sale and use:

Instructions for Disposal of WEEE by Users in the European Union

This product must not be disposed of with other waste. Instead, it is the user's responsibility to dispose of their waste equipment by handing it over to a designated collection point for the recycling of waste electrical and electronic equipment. The separate collection and recycling of your waste equipment at the time of disposal will help to conserve natural resources and ensure that it is recycled in a manner that protects human health and the environment. For more information about where you can drop off your waste equipment for recycling, please contact your local city office, your household waste disposal service or where you purchased the product.

USA	Canada	Belgium
Denmark	France	Finland
Germany	Italy	Netherlands
Spain	Sweden	UK

