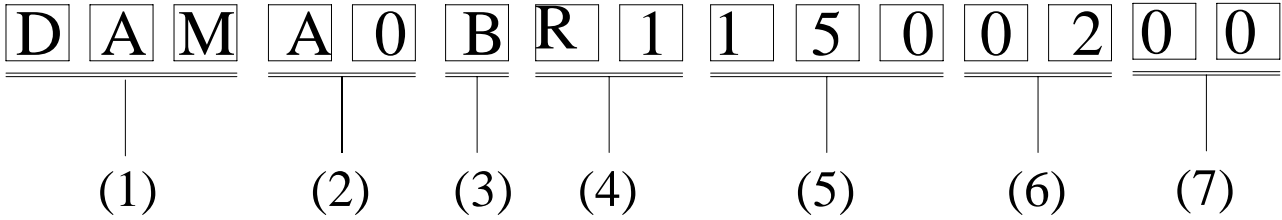


2.4GHz A0 Type Antenna for DAMA0BR11500200

1. Explanation of Part Number



- (1) Product type : DAM
- (2) Appearance Series : A0
- (3) Frequency : B
- (4) Coaxial Cable Specification : R1
- (5) Coaxial Cable Length : 150
- (6) Connector Types :02
- (7) Suffix for special requirements : 00

2. Electrical properties:

Item	Property
Frequency Range	2.4~2.4835 GHz
Impedance	50 Ω (Typ.)
VSWR <small>(see Fig 1)</small>	2.0 max.
Return loss <small>(see Fig 2)</small>	-10 dB max.
Gain	2.0 dBi (Typ.)
Polarization	Vertical
Radiation pattern	Near omni-directional in the horizontal plane
Admitted power	1 W
Electrical wave	1/2 dipole

UNLESS OTHER SPECIFIED TOLERANCES ON :
 X = ±3 X.X = ±0.5 X.XX = ±0.05
 ANGLES = ± HOLEDIA = ±



佳邦科技股份有限公司
INPAQ TECHNOLOGY CO., LTD.

SCALE :	UNIT : mm
DRAWN BY : 張明貴	CHECKED BY: 徐天賜
DESIGNED BY: 張明貴	APPROVED BY : 張啟隆

THIS DRAWINGS AND SPECIFICATIONS ARE THE PROPERTY OF INPAQ TECHNOLOGY CO.,LTD.AND SHALL NOT BE REPRODUCED OR USED AS THE BASIS FOR THE MANUFACTURE OR SALE OF APPARATUS OR DEVICES WITHOUT PERMISSION

TITLE : 2.4GHz A0 Type Antenna for DAMA0BR11500200

DOCUMENT NO.	001510101041	
--------------	--------------	--

PAGE REV.	
A0	

Figure 1. VSWR

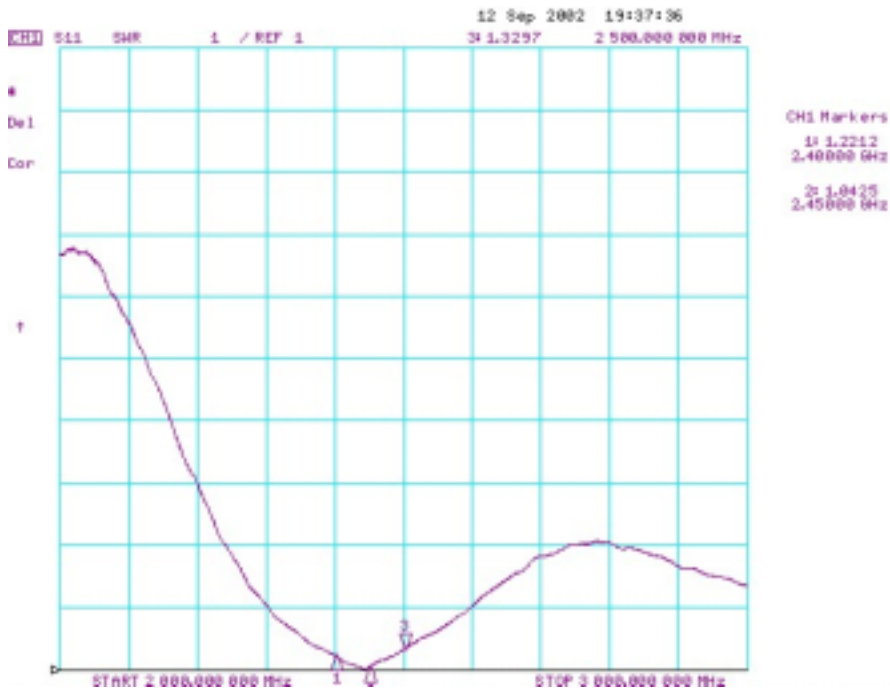
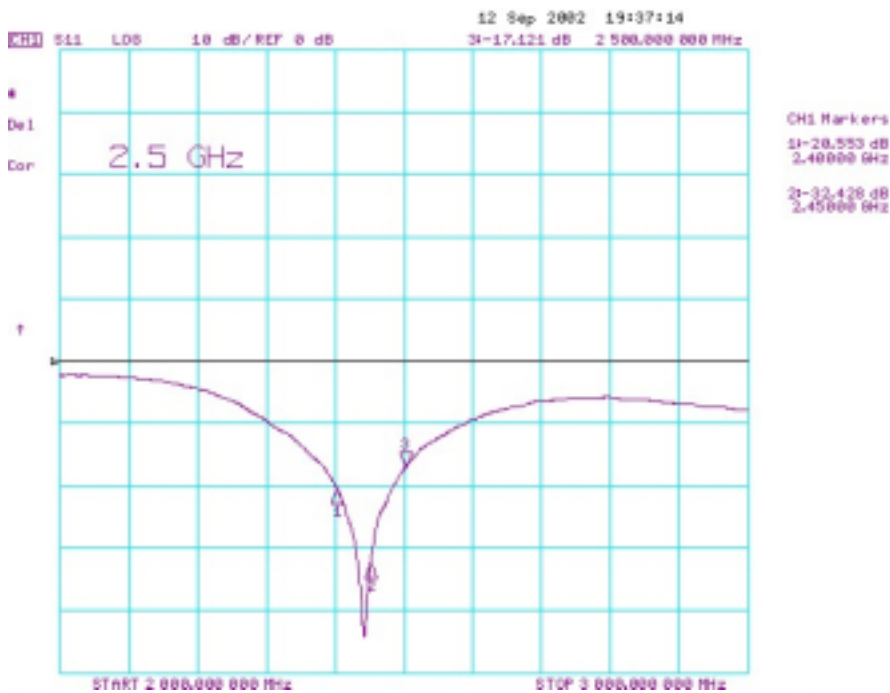


Figure 2. Return Loss



UNLESS OTHER SPECIFIED TOLERANCES ON :
 X = ±3 X.X = ±0.5 X.XX = ±0.05
 ANGLES = ± HOLEDIA = ±

SCALE : UNIT : mm

DRAWN BY : 張明貴 CHECKED BY: 徐天賜

DESIGNED BY: 張明貴 APPROVED BY : 張啟隆

TITLE : 2.4GHz A0 Type Antenna for
 DAMA0BR11500200



佳邦科技股份有限公司
 INPAQ TECHNOLOGY CO., LTD.

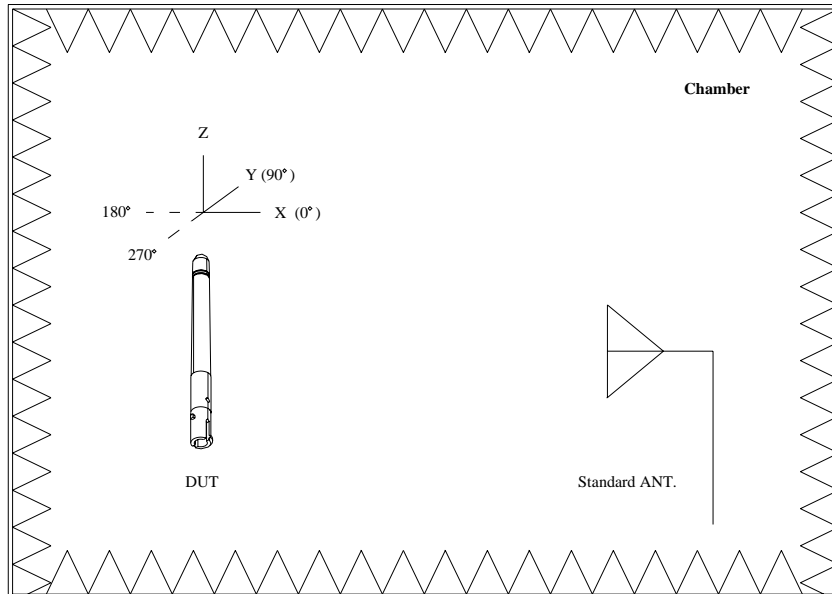
THIS DRAWINGS AND SPECIFICATIONS ARE THE PROPERTY OF INPAQ TECHNOLOGY CO.,LTD.AND SHALL NOT BE REPRODUCED OR USED AS THE BASIS FOR THE MANUFACTURE OR SALE OF APPARATUS OR DEVICES WITHOUT PERMISSION

DOCUMENT NO.	001510101041	PAGE REV.
		A0

Figure 3. Gain

The Gain pattern was measuring in INPAQ's FAR-field chamber . DUT will be placed on the table of rotator , a standard horn antenna and Vector Network Analyzer was using to collected data. (Please contact to INPAQ for more detail)

- Measuring factors definition



UNLESS OTHER SPECIFIED TOLERANCES ON :
 X = ±3 X.X = ±0.5 X.XX = ±0.05
 ANGLES = ± HOLEDIA = ±



佳邦科技股份有限公司
 INPAQ TECHNOLOGY CO., LTD.

SCALE : UNIT : mm
 DRAWN BY : 張明貴 CHECKED BY: 徐天賜
 DESIGNED BY: 張明貴 APPROVED BY : 張啟隆

THIS DRAWINGS AND SPECIFICATIONS ARE THE PROPERTY OF INPAQ TECHNOLOGY CO.,LTD.AND SHALL NOT BE REPRODUCED OR USED AS THE BASIS FOR THE MANUFACTURE OR SALE OF APPARATUS OR DEVICES WITHOUT PERMISSION

TITLE : 2.4GHz A0 Type Antenna for
 DAMA0BR11500200

DOCUMENT NO. 001510101041

PAGE REV.
 A0

3. Mechanical properties:

Item	Property
Color	Black (Typ.)
Coaxial-Cable	Mini Coaxial 1.13
Plastic Cover	TPU or TPE
Antenna Base	PC
Fixed pin	BSBM (surface treatment)
Connector	Mini Coaxial Connector

Operating Temperature : -20~+65

Storage Temperature : -40~+80

4. Environmental Characteristics:

No	Item	Test Condition	Specification
4-1	High Temperature/Humidity Operating test	1.Temperature : +60±2 . 2.Humidity : 90~95%RH 3.Time : 24hrs	1. Normal functional test must be satisfied after the test. 2. No material deformation is allowed.
4-2	Low Temperature/Humidity Operating test	1.Temperature : -20±2 . 2.Humidity : 0%RH 3.Time : 24hrs	
4-3	High Temperature/Humidity Storage	1.Temperature : +80±2 . 2.Humidity : 90~95%RH 3.Time : 88hrs	
4-4	Low Temperature/Humidity Storage	1.Temperature : -40±2 . 2.Humidity : 0%RH 3.Time : 28hr	
4-5	Temperature Cycle Operating Test	1.Temperature : -40~+75 2.Duration : ● 88 Hours, ● 45min/dwelling@ -40 , ● 10 per min./transition from -40 to 75 , ● 45min/dwelling@75 ,	
4-6	Temperature Shock Test	1.Temperature : -40± ~+85 . 2.Time : 30 minutes/dwelling, 5 minutes/ transition, 24 cycles	

UNLESS OTHER SPECIFIED TOLERANCES ON :

X = ±3 X.X = ±0.5 X.XX = ±0.05

ANGLES = ± HOLEDIA = ±



佳邦科技股份有限公司

INPAQ TECHNOLOGY CO., LTD.

SCALE :

UNIT : mm

DRAWN BY : 張明貴

CHECKED BY: 徐天賜

DESIGNED BY: 張明貴

APPROVED BY : 張啟隆

THIS DRAWINGS AND SPECIFICATIONS ARE THE PROPERTY OF INPAQ TECHNOLOGY CO.,LTD.AND SHALL NOT BE REPRODUCED OR USED AS THE BASIS FOR THE MANUFACTURE OR SALE OF APPARATUS OR DEVICES WITHOUT PERMISSION

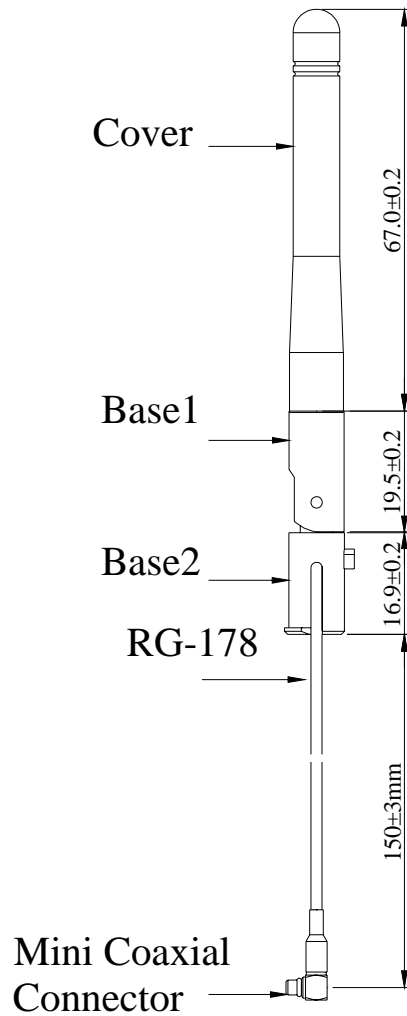
TITLE : 2.4GHz A0 Type Antenna for
DAMA0BR11500200

DOCUMENT
NO.

001510101041

PAGE REV.
A0

4. Physical Dimension :



Unit : mm

UNLESS OTHER SPECIFIED TOLERANCES ON :
 $X = \pm 3$ $X.X = \pm 0.5$ $X.XX = \pm 0.05$
 ANGLES = \pm HOLEDIA = \pm



佳邦科技股份有限公司
 INPAQ TECHNOLOGY CO., LTD.

SCALE : UNIT : mm
 DRAWN BY : 張明貴 CHECKED BY: 徐天賜
 DESIGNED BY: 張明貴 APPROVED BY : 張啟隆

THIS DRAWINGS AND SPECIFICATIONS ARE THE PROPERTY OF INPAQ TECHNOLOGY CO.,LTD.AND SHALL NOT BE REPRODUCED OR USED AS THE BASIS FOR THE MANUFACTURE OR SALE OF APPARATUS OR DEVICES WITHOUT PERMISSION

TITLE : 2.4GHz A0 Type Antenna for
 DAMA0BR11500200

DOCUMENT
 NO.

001510101041

PAGE REV.
 A0