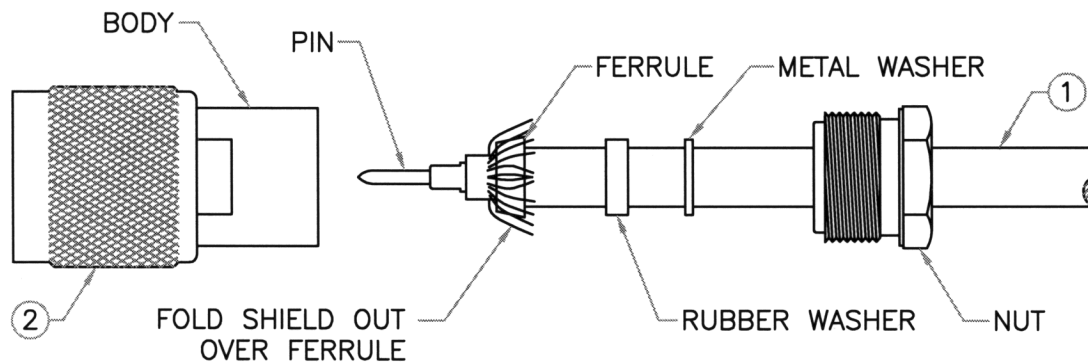
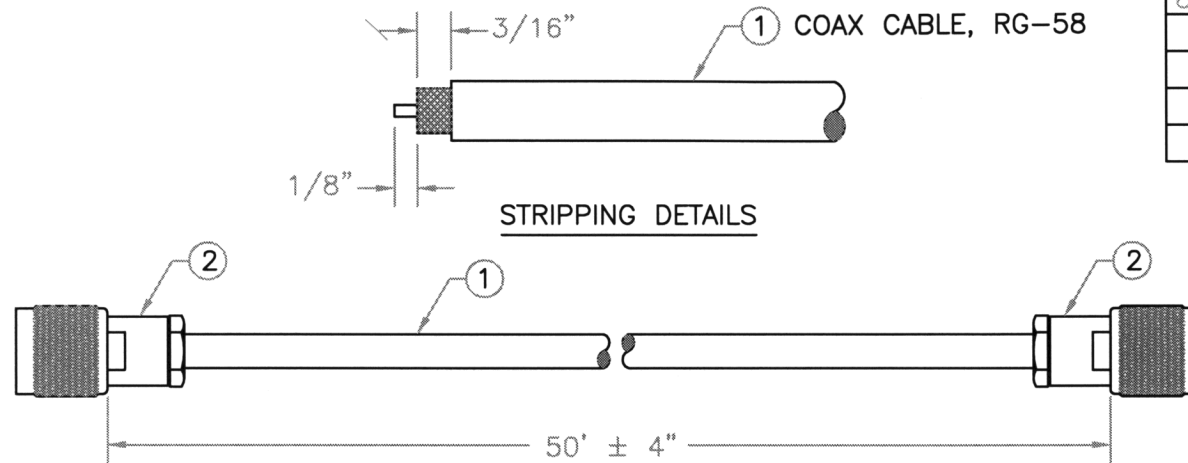
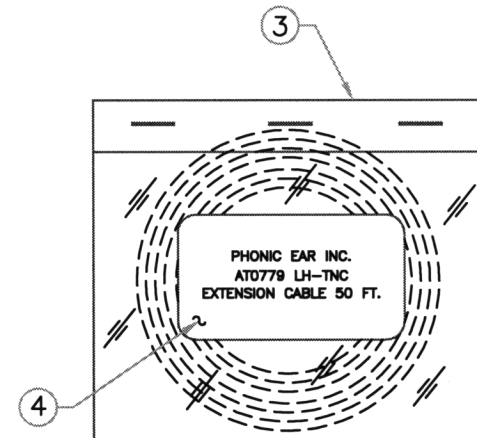


DATE	REV	REVISION RECORD	DR	CK	AP
8/24/99	A	INITIAL RELEASE	RD		



CONNECTOR ASSEMBLY
TYPICAL FOR BOTH ENDS



NOTES:

1. STRIP AND TIN CABLE ENDS ①.
2. CLEAN MARKING FROM CABLE USING FLUX SOLVENT OR OTHER SOLVENT WHICH WILL NOT ATTACK CABLE INSULATION.
3. ASSEMBLE LH-TNC CONNECTORS ② ONTO CABLE AS SHOWN.
4. COIL ASSEMBLY INTO APPROX. 10 INCH DIA. AND PUT INTO PLASTIC BAG ③. FOLD TOP AND STAPLE IN 3 PLACES.
5. TYPE BOND LETTERS ON WHITE LABEL ④ AND STICK ON BAG AS SHOWN.

FILE NAME Z779X1A0

TOLERANCES (EXCEPT AS NOTED) DECIMAL FRACTIONAL ANGULAR HOLES	Phonic Ear Inc.		
	3880 Cypress Drive, Petaluma, Ca. 94954		
	TITLE PURCHASE SPECIFICATION, AT0779 LH-TNC CABLE, 50FT		
	DRAWN RD 8/24/99	CHECKED	APPROVED
	SCALE NONE	DWG NO. 300-6568-103	REV A