

Photo 3. EUT, Top View, Cover Opened




Photo 4. EUT, Top View, Cover Opened, Transceivers Removed




Photo 5. EUT, Bottom View, Cover Opened




Photo 6. EUT, Transceiver Module, Top View




Photo 7. EUT, Transceiver Module, Bottom View



Photo 8. EUT, Internal View of Shield Cover




Photo 9. EUT, Top View of Transceiver Board




Photo 10. EUT, Bottom View of Transceiver Board






Photo 11. Patch Antenna, Top View



Photo 12. Patch Antenna, Bottom View



Photo 13. Whip Antenna

