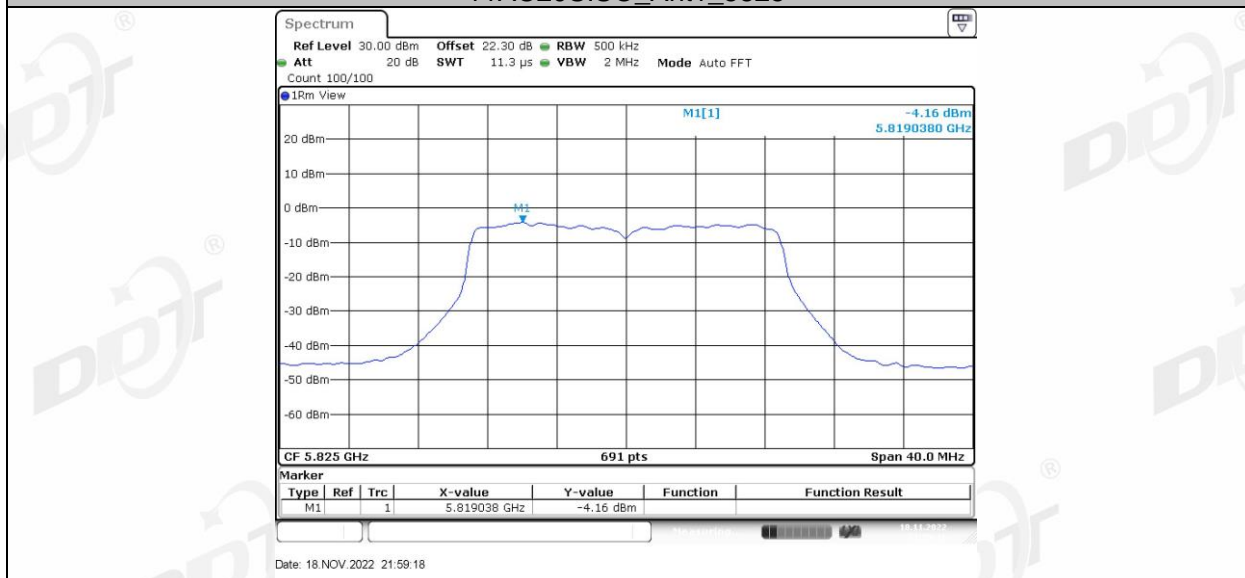
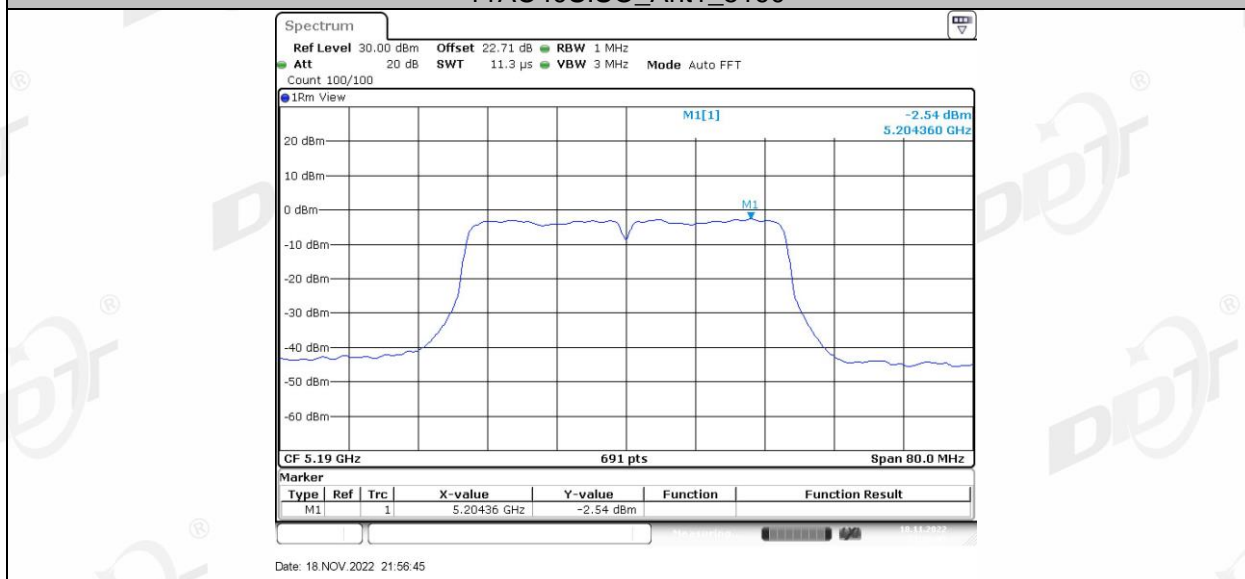


11AC20SISO_Ant1_5825



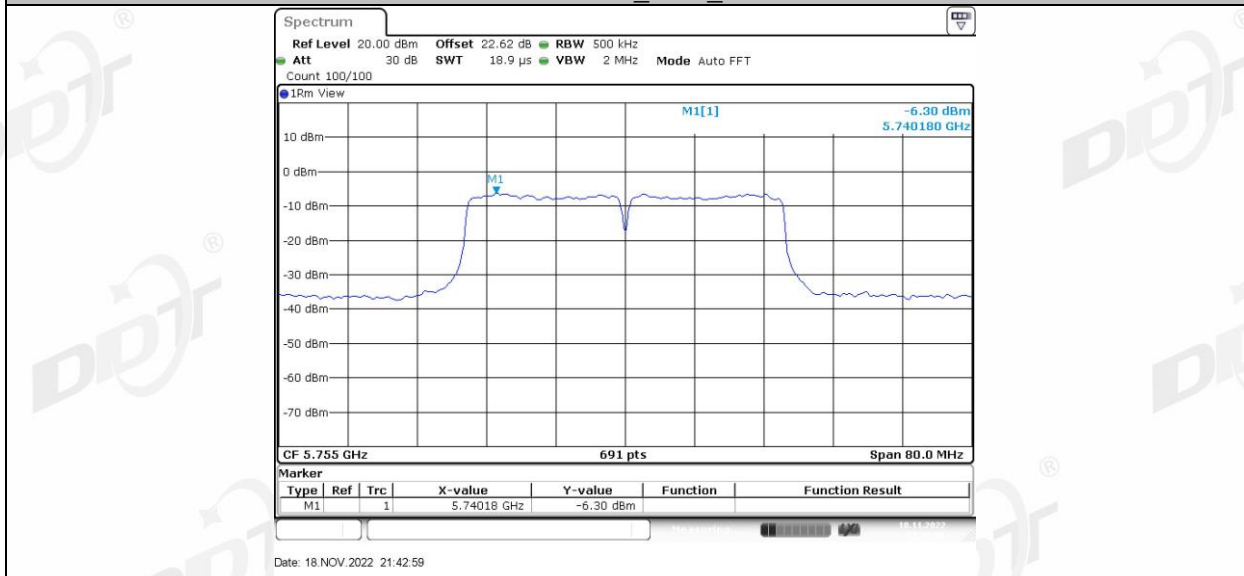
11AC40SISO_Ant1_5190



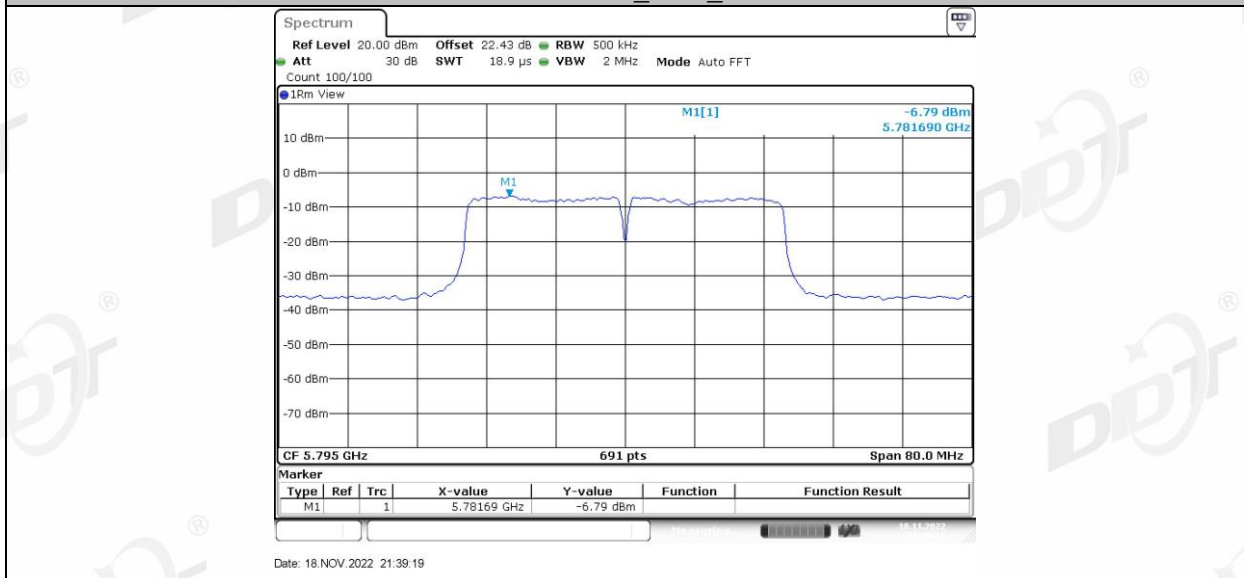
11AC40SISO_Ant1_5230



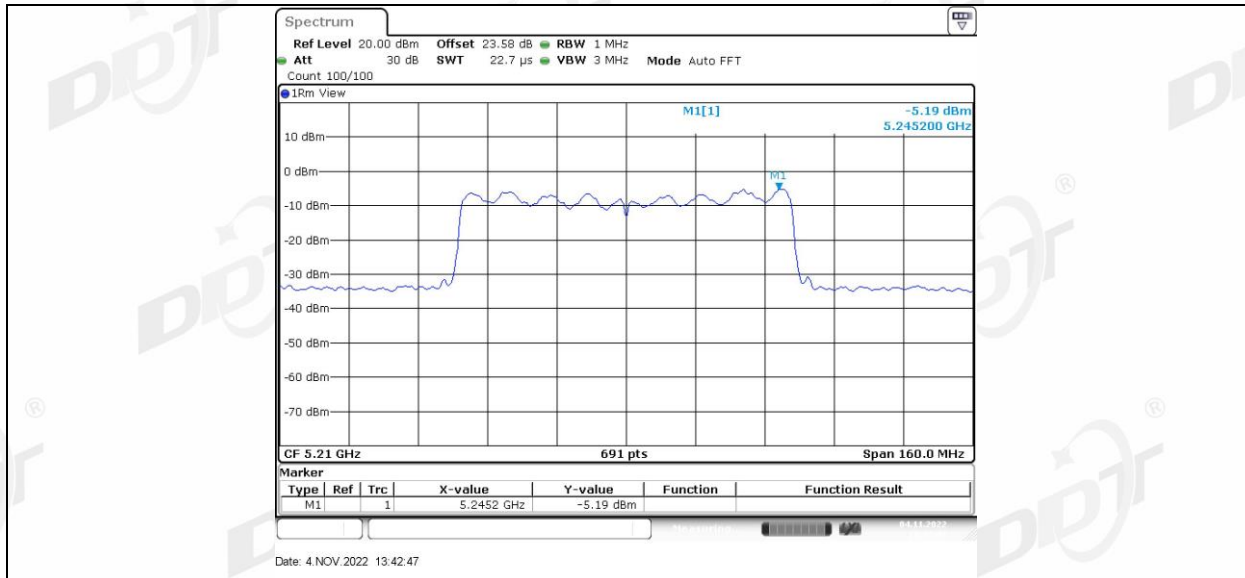
11AC40SISO_Ant1_5755



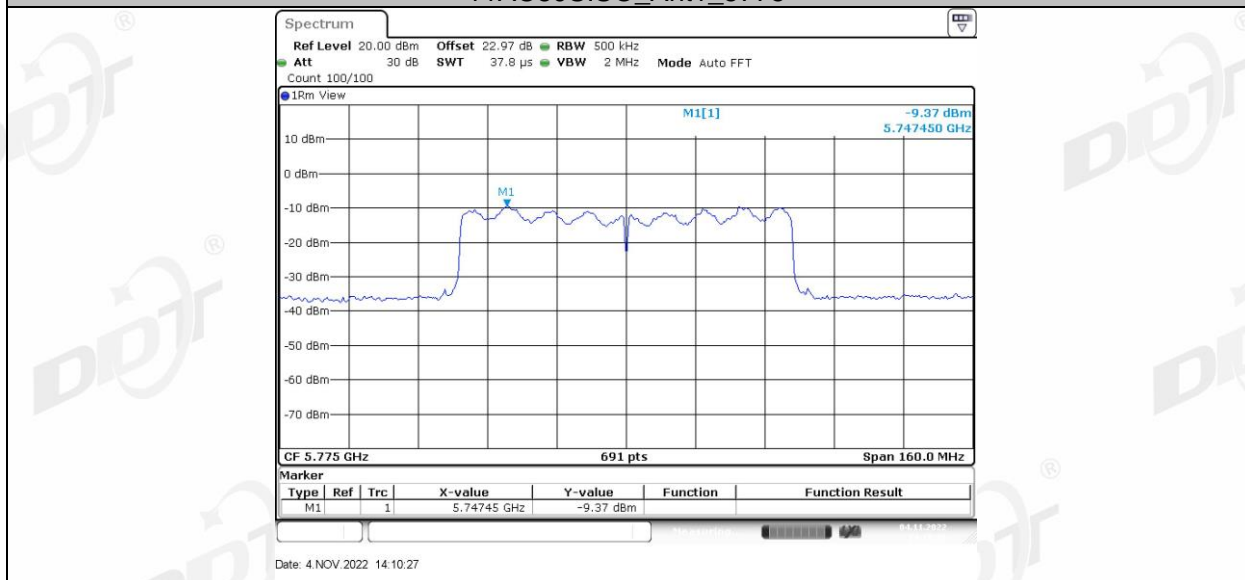
11AC40SISO_Ant1_5795



11AC80SISO_Ant1_5210



11AC80SISO_Ant1_5775



8. Frequency Stability Measurement

8.1. Limit of Frequency Stability

Manufacturers of U-NII devices are responsible for ensuring frequency stability such that an emission is maintained within the band of operation under all conditions of normal operation as specified in the user's manual.

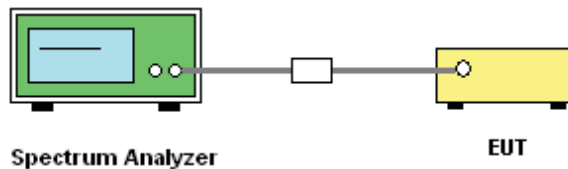
8.2. Measuring Instruments

The measuring equipment is listed in the section 4 of this test report.

8.3. Test Procedures

- (1) To ensure emission at the band edge is maintained within the authorized band, those values shall be measured by radiation emissions at upper and lower frequency points, and finally compensated by frequency deviation as procedures below.
- (2) The EUT was operated at the maximum output power, and connected to the spectrum analyzer, which is set to maximum hold function and peak detector. The peak value of the power envelope was measured and noted. The upper and lower frequency points were respectively measured relatively 10 dB lower than the measured peak value.
- (3) The frequency deviation was calculated by adding the upper frequency point and the lower frequency point divided by two. Those detailed values of frequency deviation are provided in table below.

8.4. Test Setup



8.5. Test Result

Test Mode	Antenna	Channel	Voltage					Limit (ppm)	Verdict
			Voltage [Vdc]	Temperature (°C)	Deviation (Hz)	Deviation (ppm)	Deviation (ppm)		
11A	Ant1	5180	NV	NT	-20000.00	-3.861004	20	PASS	
			LV	NT	-20000.00	-3.861004	20	PASS	
			HV	NT	0.00	0.000000	20	PASS	
		5200	NV	NT	-20000.00	-3.846154	20	PASS	
			LV	NT	-20000.00	-3.846154	20	PASS	
			HV	NT	-20000.00	-3.846154	20	PASS	
		5240	NV	NT	-20000.00	-3.816794	20	PASS	
			LV	NT	-20000.00	-3.816794	20	PASS	
			HV	NT	0.00	0.000000	20	PASS	
		5745	NV	NT	0.00	0.000000	20	PASS	
			LV	NT	-20000.00	-3.481288	20	PASS	
			HV	NT	-20000.00	-3.481288	20	PASS	
5785	NV	NT	-20000.00	-3.457217	20	PASS			
	LV	NT	-40000.00	-6.914434	20	PASS			

			HV	NT	-20000.00	-3.457217	20	PASS
		5825	NV	NT	-40000.00	-6.866953	20	PASS
			LV	NT	-20000.00	-3.433476	20	PASS
			HV	NT	-40000.00	-6.866953	20	PASS
11N20SI SO	Ant1	5180	NV	NT	-20000.00	-3.861004	20	PASS
			LV	NT	-20000.00	-3.861004	20	PASS
			HV	NT	-20000.00	-3.861004	20	PASS
		5200	NV	NT	-20000.00	-3.846154	20	PASS
			LV	NT	-20000.00	-3.846154	20	PASS
			HV	NT	-20000.00	-3.846154	20	PASS
		5240	NV	NT	-20000.00	-3.816794	20	PASS
			LV	NT	-20000.00	-3.816794	20	PASS
			HV	NT	-20000.00	-3.816794	20	PASS
		5745	NV	NT	-40000.00	-6.962576	20	PASS
			LV	NT	0.00	0.000000	20	PASS
			HV	NT	-20000.00	-3.481288	20	PASS
		5785	NV	NT	0.00	0.000000	20	PASS
			LV	NT	-20000.00	-3.457217	20	PASS
			HV	NT	-20000.00	-3.457217	20	PASS
		5825	NV	NT	-20000.00	-3.433476	20	PASS
			LV	NT	-40000.00	-6.866953	20	PASS
			HV	NT	-20000.00	-3.433476	20	PASS
11N40SI SO	Ant1	5190	NV	NT	0.00	0.000000	20	PASS
			LV	NT	0.00	0.000000	20	PASS
			HV	NT	0.00	0.000000	20	PASS
		5230	NV	NT	-40000.00	-7.648184	20	PASS
			LV	NT	-40000.00	-7.648184	20	PASS
			HV	NT	-40000.00	-7.648184	20	PASS
		5755	NV	NT	-40000.00	-6.950478	20	PASS
			LV	NT	0.00	0.000000	20	PASS
			HV	NT	-40000.00	-6.950478	20	PASS
		5795	NV	NT	-40000.00	-6.902502	20	PASS
			LV	NT	0.00	0.000000	20	PASS
			HV	NT	-40000.00	-6.902502	20	PASS
11AC80 SISO	Ant1	5210	NV	NT	0.00	0.000000	20	PASS
			LV	NT	0.00	0.000000	20	PASS
			HV	NT	0.00	0.000000	20	PASS
		5775	NV	NT	0.00	0.000000	20	PASS
			LV	NT	0.00	0.000000	20	PASS
			HV	NT	0.00	0.000000	20	PASS

Temperature								
Test Mode	Antenna	Channel	Voltage [Vdc]	Temperature (°C)	Deviation (Hz)	Deviation (ppm)	Limit (ppm)	Verdict
11A	Ant1	5180	NV	-30	-20000.00	-3.861004	20	PASS
			NV	-20	0.00	0.000000	20	PASS
			NV	-10	-20000.00	-3.861004	20	PASS
			NV	0	0.00	0.000000	20	PASS
			NV	10	-40000.00	-7.722008	20	PASS
			NV	20	-20000.00	-3.861004	20	PASS
			NV	30	-20000.00	-3.861004	20	PASS
			NV	40	-40000.00	-7.722008	20	PASS
			NV	50	-40000.00	-7.722008	20	PASS
		5200	NV	-30	-20000.00	-3.846154	20	PASS
			NV	-20	-20000.00	-3.846154	20	PASS
			NV	-10	-40000.00	-7.692308	20	PASS
			NV	0	-40000.00	-7.692308	20	PASS
			NV	10	-20000.00	-3.846154	20	PASS
			NV	20	-20000.00	-3.846154	20	PASS
			NV	30	-40000.00	-7.692308	20	PASS
			NV	40	-40000.00	-7.692308	20	PASS
			NV	50	-40000.00	-7.692308	20	PASS
		5240	NV	-30	-40000.00	-7.633588	20	PASS
			NV	-20	-20000.00	-3.816794	20	PASS
			NV	-10	0.00	0.000000	20	PASS
			NV	0	-20000.00	-3.816794	20	PASS
			NV	10	0.00	0.000000	20	PASS
			NV	20	-20000.00	-3.816794	20	PASS
			NV	30	0.00	0.000000	20	PASS
			NV	40	-20000.00	-3.816794	20	PASS
			NV	50	0.00	0.000000	20	PASS
		5745	NV	-30	-20000.00	-3.481288	20	PASS
			NV	-20	-20000.00	-3.481288	20	PASS
			NV	-10	-20000.00	-3.481288	20	PASS
			NV	0	-20000.00	-3.481288	20	PASS
			NV	10	0.00	0.000000	20	PASS
			NV	20	-20000.00	-3.481288	20	PASS
			NV	30	-20000.00	-3.481288	20	PASS
			NV	40	-20000.00	-3.481288	20	PASS
			NV	50	0.00	0.000000	20	PASS
		5785	NV	-30	0.00	0.000000	20	PASS
			NV	-20	-20000.00	-3.457217	20	PASS
			NV	-10	-40000.00	-6.914434	20	PASS
			NV	0	-20000.00	-3.457217	20	PASS
			NV	10	-40000.00	-6.914434	20	PASS
			NV	20	-20000.00	-3.457217	20	PASS
			NV	30	0.00	0.000000	20	PASS
			NV	40	-20000.00	-3.457217	20	PASS
			NV	50	-40000.00	-6.914434	20	PASS
		5825	NV	-30	-40000.00	-6.866953	20	PASS
			NV	-20	0.00	0.000000	20	PASS

			NV	-10	-40000.00	-6.866953	20	PASS
			NV	0	-20000.00	-3.433476	20	PASS
			NV	10	-20000.00	-3.433476	20	PASS
			NV	20	-20000.00	-3.433476	20	PASS
			NV	30	-40000.00	-6.866953	20	PASS
			NV	40	-20000.00	-3.433476	20	PASS
			NV	50	-20000.00	-3.433476	20	PASS
11N20SI SO	Ant1	5180	NV	-30	-20000.00	-3.861004	20	PASS
			NV	-20	-20000.00	-3.861004	20	PASS
			NV	-10	-20000.00	-3.861004	20	PASS
			NV	0	-20000.00	-3.861004	20	PASS
			NV	10	-20000.00	-3.861004	20	PASS
			NV	20	-20000.00	-3.861004	20	PASS
			NV	30	0.00	0.000000	20	PASS
		5200	NV	40	-20000.00	-3.861004	20	PASS
			NV	50	-20000.00	-3.861004	20	PASS
			NV	-30	-20000.00	-3.846154	20	PASS
			NV	-20	-20000.00	-3.846154	20	PASS
			NV	-10	-20000.00	-3.846154	20	PASS
			NV	0	-20000.00	-3.846154	20	PASS
			NV	10	-20000.00	-3.846154	20	PASS
		5240	NV	20	-20000.00	-3.846154	20	PASS
			NV	30	-20000.00	-3.846154	20	PASS
			NV	40	-20000.00	-3.846154	20	PASS
			NV	50	-20000.00	-3.846154	20	PASS
			NV	-30	-20000.00	-3.816794	20	PASS
			NV	-20	-20000.00	-3.816794	20	PASS
			NV	-10	-20000.00	-3.816794	20	PASS
		5745	NV	0	-20000.00	-3.816794	20	PASS
			NV	10	-20000.00	-3.816794	20	PASS
			NV	20	-20000.00	-3.816794	20	PASS
			NV	30	-20000.00	-3.816794	20	PASS
			NV	40	-20000.00	-3.816794	20	PASS
			NV	50	-20000.00	-3.816794	20	PASS
			NV	-30	-20000.00	-3.481288	20	PASS
		5785	NV	-20	-20000.00	-3.481288	20	PASS
			NV	-10	-20000.00	-3.481288	20	PASS
			NV	0	-20000.00	-3.481288	20	PASS
			NV	10	-20000.00	-3.481288	20	PASS
			NV	20	-40000.00	-6.962576	20	PASS
			NV	30	-20000.00	-3.481288	20	PASS
			NV	40	0.00	0.000000	20	PASS
	NV	50	-20000.00	-3.481288	20	PASS		
	NV	-30	-20000.00	-3.457217	20	PASS		
	NV	-20	-20000.00	-3.457217	20	PASS		
	NV	-10	-20000.00	-3.457217	20	PASS		
	NV	0	-20000.00	-3.457217	20	PASS		
	NV	10	-20000.00	-3.457217	20	PASS		
	NV	20	0.00	0.000000	20	PASS		
	NV	30	0.00	0.000000	20	PASS		
	NV	40	-20000.00	-3.457217	20	PASS		

		5825	NV	50	-20000.00	-3.457217	20	PASS
			NV	-30	-20000.00	-3.433476	20	PASS
			NV	-20	-20000.00	-3.433476	20	PASS
			NV	-10	-20000.00	-3.433476	20	PASS
			NV	0	-20000.00	-3.433476	20	PASS
			NV	10	-40000.00	-6.866953	20	PASS
			NV	20	-40000.00	-6.866953	20	PASS
			NV	30	-40000.00	-6.866953	20	PASS
			NV	40	-20000.00	-3.433476	20	PASS
11N40SI SO	Ant1	5190	NV	-30	0.00	0.000000	20	PASS
			NV	-20	0.00	0.000000	20	PASS
			NV	-10	-40000.00	-7.707129	20	PASS
			NV	0	0.00	0.000000	20	PASS
			NV	10	0.00	0.000000	20	PASS
			NV	20	0.00	0.000000	20	PASS
			NV	30	0.00	0.000000	20	PASS
			NV	40	0.00	0.000000	20	PASS
			NV	50	0.00	0.000000	20	PASS
		5230	NV	-30	-40000.00	-7.648184	20	PASS
			NV	-20	-40000.00	-7.648184	20	PASS
			NV	-10	-40000.00	-7.648184	20	PASS
			NV	0	-40000.00	-7.648184	20	PASS
			NV	10	-40000.00	-7.648184	20	PASS
			NV	20	-40000.00	-7.648184	20	PASS
			NV	30	-40000.00	-7.648184	20	PASS
			NV	40	-40000.00	-7.648184	20	PASS
			NV	50	-40000.00	-7.648184	20	PASS
		5755	NV	-30	-40000.00	-6.950478	20	PASS
			NV	-20	-40000.00	-6.950478	20	PASS
			NV	-10	-40000.00	-6.950478	20	PASS
			NV	0	-40000.00	-6.950478	20	PASS
			NV	10	-40000.00	-6.950478	20	PASS
			NV	20	-40000.00	-6.950478	20	PASS
			NV	30	-40000.00	-6.950478	20	PASS
			NV	40	0.00	0.000000	20	PASS
			NV	50	-40000.00	-6.950478	20	PASS
5795	NV	-30	0.00	0.000000	20	PASS		
	NV	-20	-40000.00	-6.902502	20	PASS		
	NV	-10	-40000.00	-6.902502	20	PASS		
	NV	0	-40000.00	-6.902502	20	PASS		
	NV	10	-40000.00	-6.902502	20	PASS		
	NV	20	0.00	0.000000	20	PASS		
	NV	30	0.00	0.000000	20	PASS		
	NV	40	0.00	0.000000	20	PASS		
	NV	50	-40000.00	-6.902502	20	PASS		
11AC80 SISO	Ant1	5210	NV	-30	0.00	0.000000	20	PASS
			NV	-20	0.00	0.000000	20	PASS
			NV	-10	0.00	0.000000	20	PASS
			NV	0	0.00	0.000000	20	PASS
			NV	10	0.00	0.000000	20	PASS

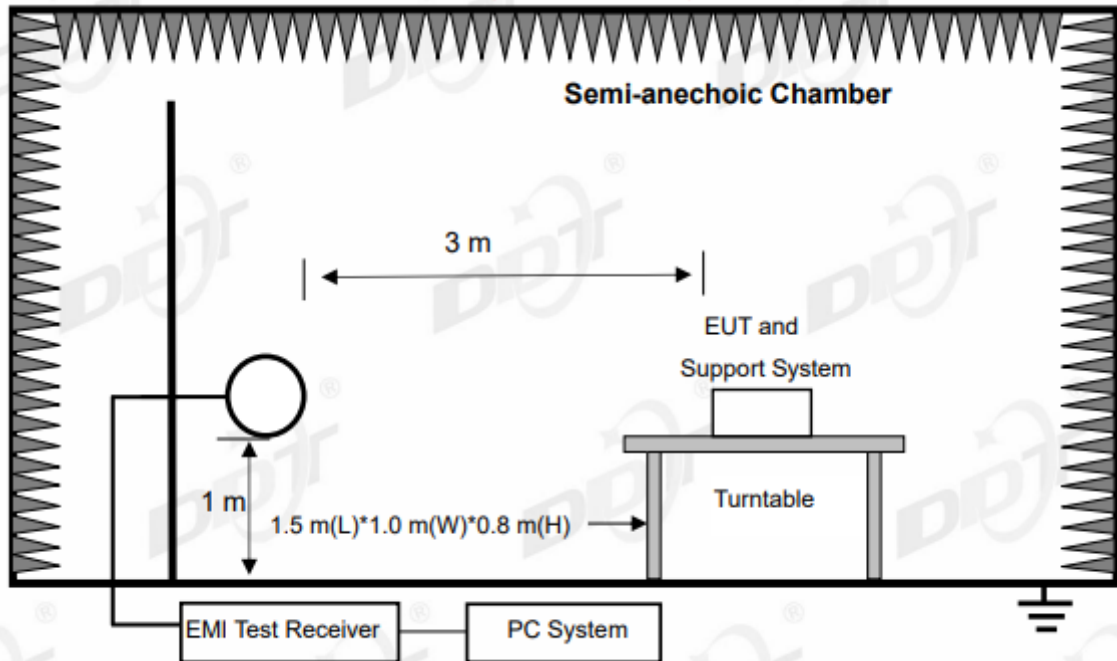
	5775	NV	20	0.00	0.000000	20	PASS
		NV	30	0.00	0.000000	20	PASS
		NV	40	0.00	0.000000	20	PASS
		NV	50	0.00	0.000000	20	PASS
		NV	-30	0.00	0.000000	20	PASS
		NV	-20	0.00	0.000000	20	PASS
		NV	-10	0.00	0.000000	20	PASS
		NV	0	0.00	0.000000	20	PASS
		NV	10	0.00	0.000000	20	PASS
		NV	20	0.00	0.000000	20	PASS
		NV	30	0.00	0.000000	20	PASS
		NV	40	0.00	0.000000	20	PASS
		NV	50	0.00	0.000000	20	PASS

Note: According exploratory explorer test, The 802.11n HT20/n HT40 mode are the same attribute with the 802.11ac VHT20/ac VHT40 mode.

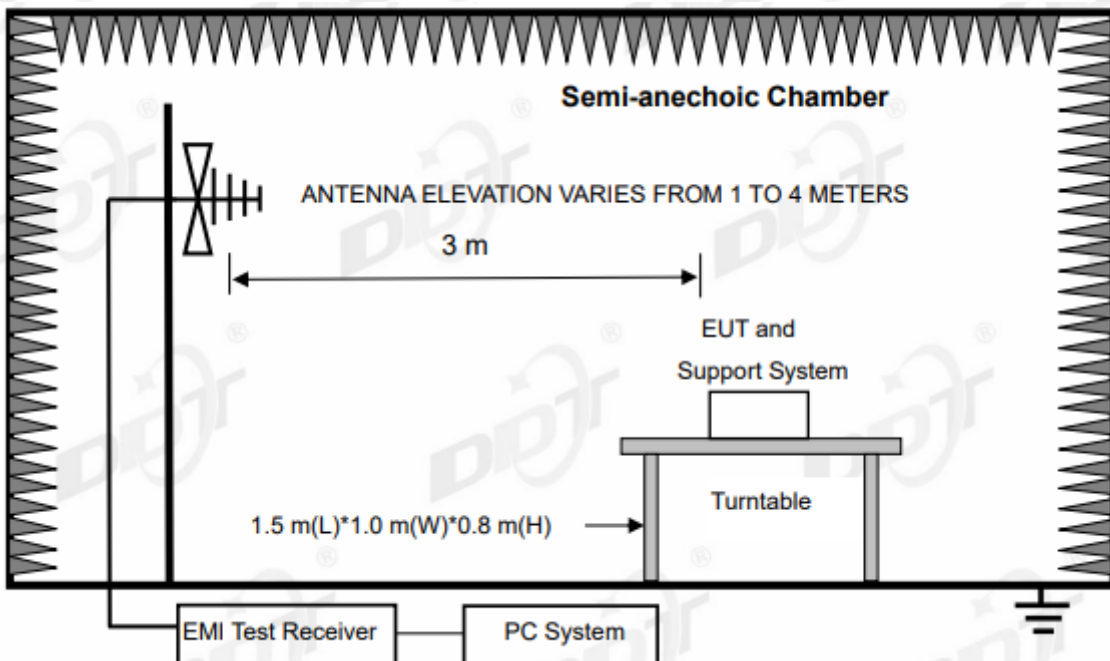
9. Emissions in restricted frequency bands

9.1. Block diagram of test setup

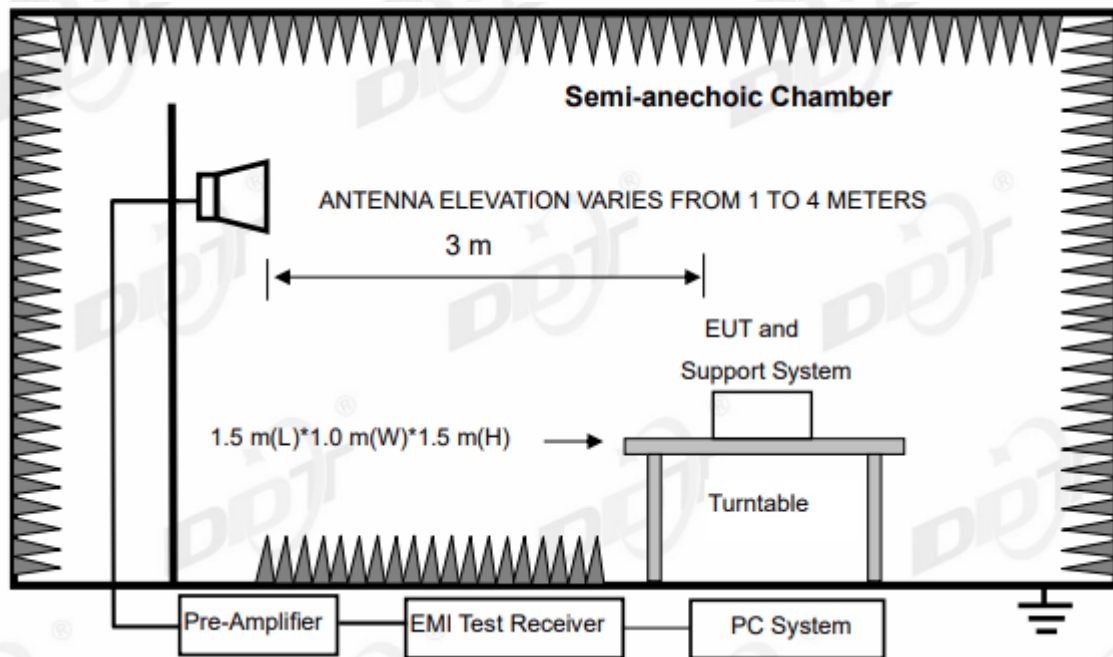
In 3 m Anechoic Chamber, test setup diagram for 9 kHz - 30 MHz:



In 3 m Anechoic Chamber, test setup diagram for 30 MHz - 1 GHz:



In 3 m Anechoic Chamber, test setup diagram for frequency above 1 GHz:



Note: For harmonic emissions test an appropriate high pass filter was inserted in the input port of AMP.

9.2. Limit

(1) FCC 15.205 Restricted frequency band

MHz	MHz	MHz	GHz
0.090-0.110	16.42-16.423	399.9-410	4.5-5.15
¹ 0.495-0.505	16.69475-16.69525	608-614	5.35-5.46
2.1735-2.1905	16.80425-16.80475	960-1240	7.25-7.75
4.125-4.128	25.5-25.67	1300-1427	8.025-8.5
4.1772&4.17775	37.5-38.25	1435-1626.5	9.0-9.2
4.2072&4.20775	73-74.6	1645.5-1646.5	9.3-9.5
6.215-6.218	74.8-75.2	1660-1710	10.6-12.7
6.26775-6.26825	108-121.94	1718.8-1722.2	13.25-13.4
6.31175-6.31225	123-138	2200-2300	14.47-14.5
8.291-8.294	149.9-150.05	2310-2390	15.35-16.2
8.362-8.366	156.52475-156.52525	2483.5-2500	17.7-21.4
8.37625-8.38675	156.7-156.9	2690-2900	22.01-23.12
8.41425-8.41475	162.0125-167.17	3260-3267	23.6-24.0
12.29-12.293	167.72-173.2	3332-3339	31.2-31.8
12.51975-12.52025	240-285	3345.8-3358	36.43-36.5
12.57675-12.57725	322-335.4	3600-4400	(²)
13.36-13.41			

¹Until February 1, 1999, this restricted band shall be 0.490-0.510 MHz.

²Above 38.6

(2) FCC 15.209 Limit

FREQUENCY MHz	DISTANCE Meters	FIELD STRENGTHS LIMIT	
		$\mu\text{V}/\text{m}$	$\text{dB}(\mu\text{V})/\text{m}$
0.009 ~ 0.490	300	2400/F(kHz)	67.6-20log(F)
0.490 ~ 1.705	30	24000/F(kHz)	87.6-20log(F)
1.705 ~ 30.0	30	30	29.54
30 ~ 88	3	100	40.0
88 ~ 216	3	150	43.5
216 ~ 960	3	200	46.0
960 ~ 1000	3	500	54.0
Above 1000	3	74.0 $\text{dB}(\mu\text{V})/\text{m}$ (Peak) 54.0 $\text{dB}(\mu\text{V})/\text{m}$ (Average)	

Note: (1) The emission limits shown in the above table are based on measurements employing a CISPR QP detector except for the frequency bands 9 - 90 kHz, 110 - 490 kHz and above 1000 MHz, radiated emissions limits in these three bands are based on measurements employing an average detector.

(2) At frequencies below 30 MHz, measurement may be performed at a distance closer than that specified, and the limit at closer measurement distance can be extrapolated by below formula:

$$\text{Limit}_{3\text{m}}(\text{dB}\mu\text{V}/\text{m}) = \text{Limit}_{30\text{m}}(\text{dB}\mu\text{V}/\text{m}) + 40\text{Log}(30\text{m}/3\text{m})$$

(3) Limit for this EUT

The emissions appearing within 15.205 restricted frequency bands shall not exceed the limits shown in 15.209, all the other emissions shall be at least 20 dB below the fundamental emissions or comply with 15.209 limits.

9.3. Test Procedure

- (1) EUT height should be 0 m for below 1 GHz at a semi - anechoic chamber while EUT height should be 0 m for above 1GHz at full chamber or semi - anechoic chamber ground with absorbers
- (2) Setup EUT and assistant system according clause 2.3 and 8.2
- (3) Test antenna was located 3m from the EUT on an adjustable mast, and the antenna used as below table.

Test frequency range	Test antenna used	Test distance
9 kHz-30 MHz	Active Loop antenna	3 m
30 MHz-1 GHz	Trilog Broadband Antenna	3 m
1 GHz-18 GHz	Double Ridged Horn Antenna(1GHz-18GHz)	3 m
18 GHz-40 GHz	Horn Antenna(18GHz-40GHz)	1 m

According ANSI C63.10:2013 clause 6.4.4.2 and 6.5.3, for measurements below 30 MHz, the loop antenna was positioned with its plane vertical from the EUT and rotated about its vertical axis for maximum response at each azimuth position around the EUT. And the loop antenna also be positioned with its plane horizontal at the specified distance from the EUT. The center of the

loop is 1 m above the ground. for measurement above 30 MHz, the Trilog Broadband Antenna or Horn Antenna was located 3m from EUT, Measurements were made with the antenna positioned in both the horizontal and vertical planes of Polarization, and the measurement antenna was varied from 1 m to 4 m. in height above the reference ground plane to obtain the maximum signal strength.

(4) Below pre-scan procedure was first performed in order to find prominent frequency spectrum radiated emissions from 9 kHz to 40 GHz:

(a) Scanning the peak frequency spectrum with the antenna specified in step (3), and the EUT was rotated 360 degree, the antenna height was varied from 1 m to 4 m (Except loop antenna, it's fixed 1m above ground.)

(b) Change work frequency or channel of device if practicable.

(c) Change modulation type of device if practicable.

(d) Change power supply range from 85% to 115% of the rated supply voltage

(e) Rotated EUT though three orthogonal axes to determine the attitude of EUT arrangement produces highest emissions.

Spectrum frequency from 9 kHz to 40 GHz (tenth harmonic of fundamental frequency) was investigated, and no any obvious emission were detected from 9 kHz to 30 MHz and 18 GHz to 40 GHz, so below final test was performed with frequency range from 30 MHz to 18 GHz.

(5) For final emissions measurements at each frequency of interest, the EUT was rotated and the antenna height was varied between 1m and 4m in order to maximize the emission. Measurements in both horizontal and vertical polarities were made and the data was recorded. In order to find the maximum emission, the relative positions of equipments and all of the interface cables were changed according to ANSI C63.10:2013 on Radiated Emission test.

(6) The emissions from 9 kHz to 1 GHz were measured based on CISPR QP detector except for the frequency bands 9-90 kHz, 110-490 kHz, for emissions from 9 kHz-90kHz,110kHz-490kHz and above 1GHz were measured based on average detector, for emissions above 1 GHz, peak emissions also be measured and need comply with Peak limit.

(7) The emissions from 9 kHz to 1 GHz, QP or average values were measured with EMI receiver with below RBW

Frequency band	RBW
9 kHz-150 kHz	200 Hz
150 kHz-30 MHz	9 kHz
30 MHz-1 GHz	120 kHz

(8) For emissions above 1 GHz, both Peak and Average level were measured with Spectrum Analyzer, and the RBW is set at 1 MHz, VBW is set at 3MHz for Peak measure, the RBW is set at 1 MHz, VBW is set at 10 Hz for AV value.

9.4. Test result

Pass. (See below detailed test result)

All the emissions except fundamental emission from 9 kHz to 25 GHz were comply with 15.209 limits.

Note1: According exploratory test no any obvious emission was detected from 9 kHz to 30 MHz and 18 GHz to 40 GHz, so the final test was performed with frequency range from 30 MHz to 18 GHz and recorded in below.

Note2: For emissions below 1 GHz, according exploratory explorer test, when change Tx mode and channel, have no distinct influence on emissions level, so for emissions below 1 GHz, the final test was only performed with EUT working in 11a mode.

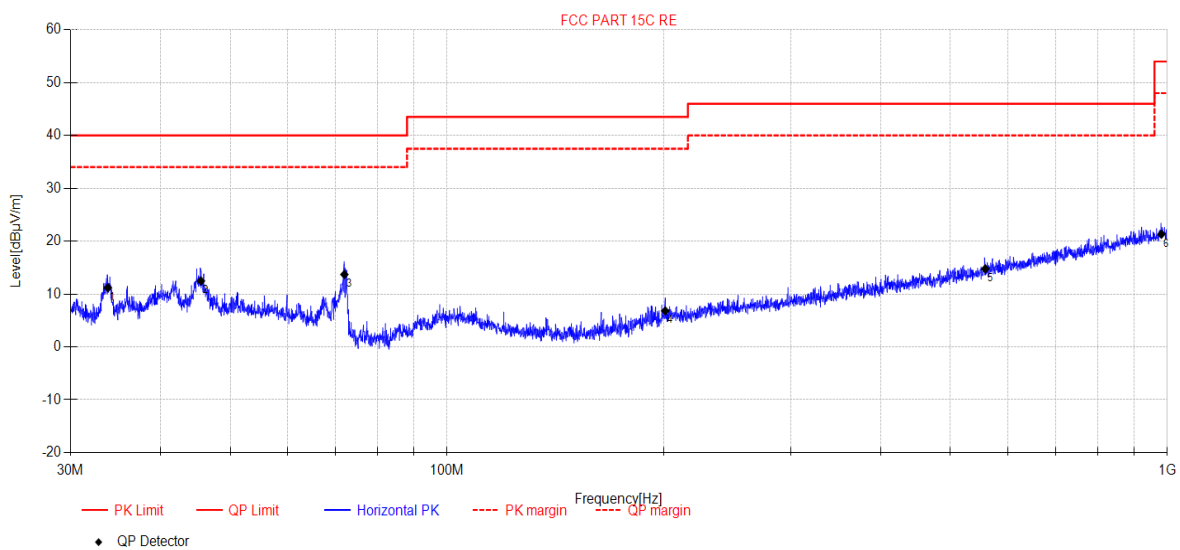
Note3: For simultaneous transmission of multiple channels in the 2.4G WIFI and 5G WIFI, no noticeable emission was found.

Note4: 30MHz~40GHz: (11a, 11n20, n40, 11ac20, 11ac40 and 11ac80 mode all have been tested, only 11a mode is the worst case and reported.)

Note5: For emissions above 1 GHz. If peak results comply with AV limit, AV Result is deemed to comply with AV limit.

Radiated Emission test (below 1GHz) TR-4-E-009 Radiated Emission Test Result

Test Date: 2022-11-29 **Tested By:** Bairong
EUT: Equipo de Audio y Video para Vehiculo **Model Number:** MTXMO430LAI3PE
Test Mode: Tx Mode **Power Supply:** DC 12V
Condition: Temp:23.2°C;Humi:44.7%;Press:100.7kPa **Test Site:** DDT 3# Chamber
File Path: d:\ts\2022 report data\Q22092815\FCC BELOW 1G\20221129-084953_H
Memo: 5G WIFI

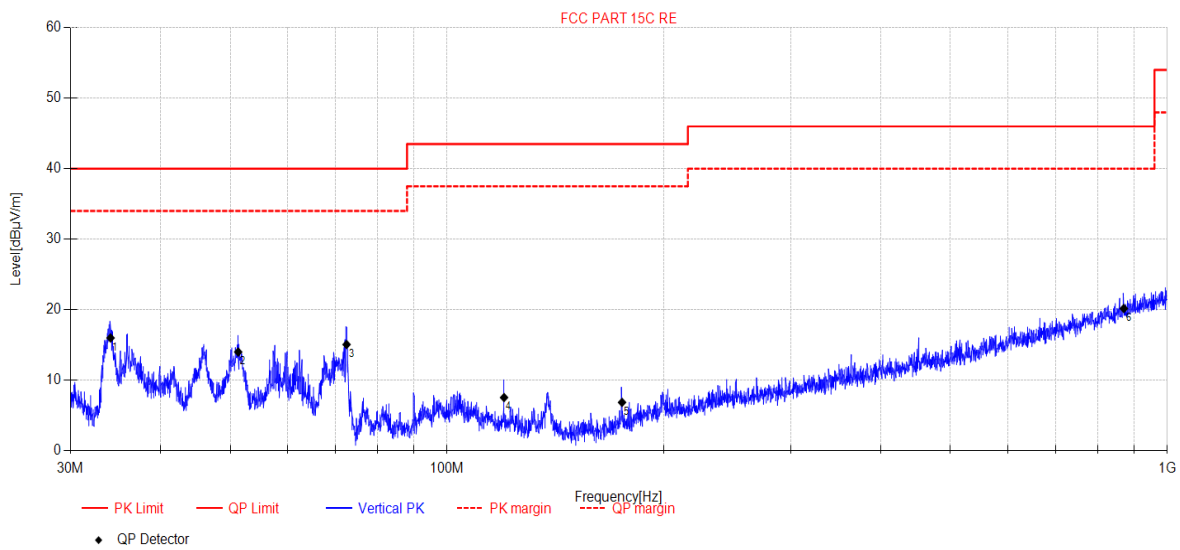


Final Data List								
NO.	Freq. [MHz]	Reading [dBµV/m]	Factor [dB]	Result [dBµV/m]	Limit [dBµV/m]	Margin [dB]	Detector	Polarity
1	33.82	32.37	-21.19	11.18	40.00	28.82	QP	Horizontal
2	45.53	31.05	-18.57	12.48	40.00	27.52	QP	Horizontal
3	72.02	37.22	-23.52	13.70	40.00	26.30	QP	Horizontal
4	200.89	26.87	-20.06	6.81	43.50	36.69	QP	Horizontal
5	558.80	26.86	-12.10	14.76	46.00	31.24	QP	Horizontal
6	981.25	25.99	-4.67	21.32	54.00	32.68	QP	Horizontal

- Note:
1. Result Level = Read Level + Factor
 2. If Peak Result complies with QP limit, QP Result is deemed to comply with QP limit.
 3. Test setup: RBW: 120 kHz, VBW: 300 kHz, Sweep time: auto.

TR-4-E-009 Radiated Emission Test Result

Test Date: 2022-11-29 **Tested By:** Bairong
EUT: Equipo de Audio y Video para Vehiculo **Model Number:** MTXMO430LAI3PE
Test Mode: Tx Mode **Power Supply:** DC 12V
Condition: Temp:23.2°C;Humi:44.7%;Press:100.7kPa **Test Site:** DDT 3# Chamber
File Path: d:\ts\2022 report data\Q22092815\FCC BELOW 1G\20221129-085037_V
Memo: 5G WIFI



Final Data List								
NO.	Freq. [MHz]	Reading [dBµV/m]	Factor [dB]	Result [dBµV/m]	Limit [dBµV/m]	Margin [dB]	Detector	Polarity
1	34.11	37.09	-21.11	15.98	40.00	24.02	QP	Vertical
2	51.30	32.48	-18.49	13.99	40.00	26.01	QP	Vertical
3	72.53	38.72	-23.67	15.05	40.00	24.95	QP	Vertical
4	119.99	29.93	-22.40	7.53	43.50	35.97	QP	Vertical
5	174.98	28.79	-21.95	6.84	43.50	36.66	QP	Vertical
6	870.37	26.87	-6.71	20.16	46.00	25.84	QP	Vertical

Note:

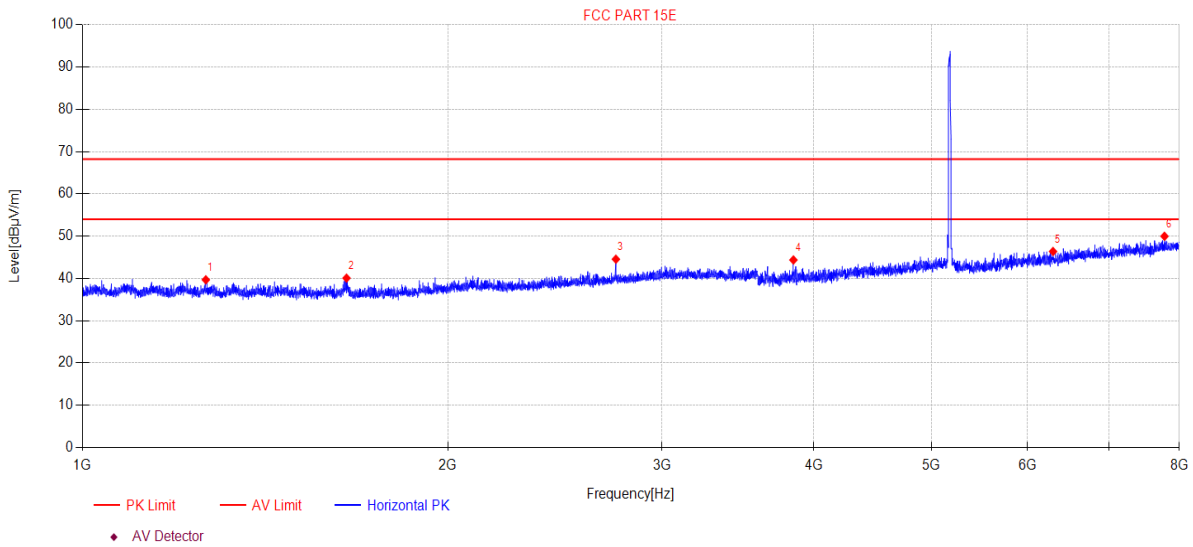
1. Result Level = Read Level + Factor
2. If Peak Result complies with QP limit, QP Result is deemed to comply with QP limit.
3. Test setup: RBW: 120 kHz, VBW: 300 kHz, Sweep time: auto.

Radiated Emission test (above 1 GHz)

TR-4-E-009 Radiated Emission Test Result

Test Date: 2022-10-28 **Tested By:** Bairong
EUT: Equipo de Audio y Video para Vehiculo **Model Number:** MTXMO430LAI3PE
Test Mode: Tx Mode **Power Supply:** DC 12V
Condition: Temp:23.5°C;Humi:45.4%;Press:100.3kPa **Test Site:** DDT 3# Chamber
File Path: d:\ts\2022 report data\Q22092815\FCC ABOVE 1G 5GWIFI1
Memo: 11A 5180

Test Graph



Suspected Data List								
NO.	Freq. [MHz]	Reading [dBµV]	Factor [dB]	Level [dBµV/m]	Limit [dBµV/m]	Margin [dB]	Detector	Polarity
1	1263.54	50.61	-10.92	39.69	68.20	28.51	PK	Horizontal
2	1649.84	51.72	-11.64	40.08	68.20	28.12	PK	Horizontal
3	2749.28	53.30	-8.75	44.55	68.20	23.65	PK	Horizontal
4	3849.59	51.44	-7.07	44.37	68.20	23.83	PK	Horizontal
5	6297.30	48.32	-1.94	46.38	68.20	21.82	PK	Horizontal
6	7778.57	49.59	0.39	49.98	68.20	18.22	PK	Horizontal

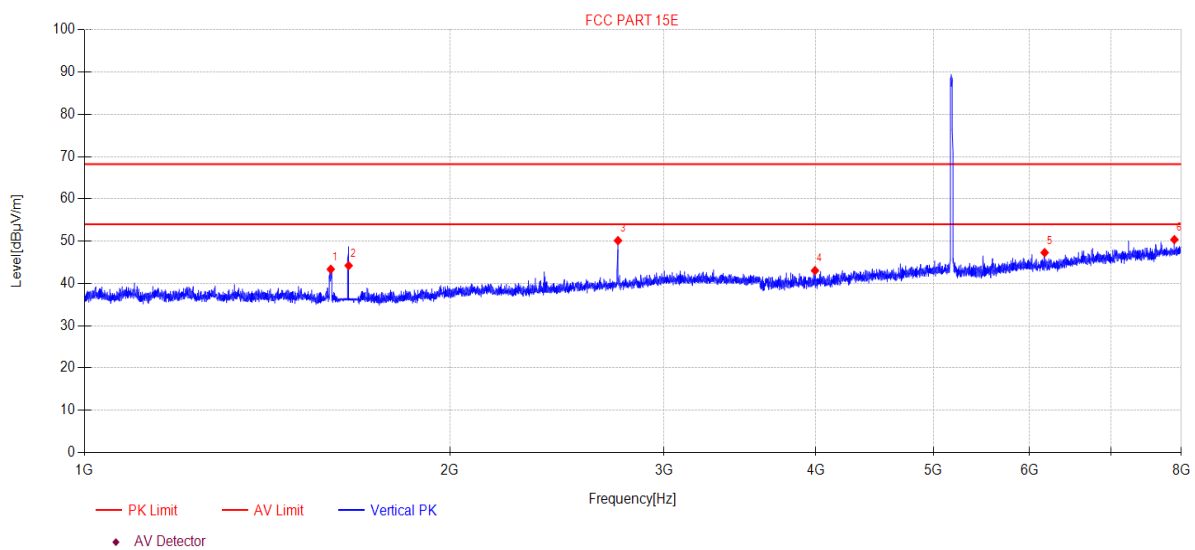
Note:

1. Level = Reading + Factor.
2. If Peak Result complies with AV limit, AV Result is deemed to comply with AV limit.
3. Test setup: RBW: 1 MHz, VBW: 3 MHz, Sweep time: auto.

TR-4-E-009 Radiated Emission Test Result

Test Date: 2022-10-28 **Tested By:** Bairong
EUT: Equipo de Audio y Video para Vehiculo **Model Number:** MTXMO430LAI3PE
Test Mode: Tx Mode **Power Supply:** DC 12V
Condition: Temp:23.5°C;Humi:45.4%;Press:100.3kPa **Test Site:** DDT 3# Chamber
File Path: d:\ts\2022 report data\Q22092815\FCC ABOVE 1G 5GWIFI\2
Memo: 11A 5180

Test Graph



Suspected Data List								
NO	Freq. [MHz]	Reading [dBµV]	Factor [dB]	Level [dBµV/m]	Limit [dBµV/m]	Margin [dB]	Detector	Polarity
1	1595.19	54.85	-11.49	43.36	68.20	24.84	PK	Vertical
2	1650.19	55.86	-11.64	44.22	68.20	23.98	PK	Vertical
3	2749.85	58.88	-8.75	50.13	68.20	18.07	PK	Vertical
4	3994.74	49.89	-6.85	43.04	68.20	25.16	PK	Vertical
5	6174.14	49.40	-2.10	47.30	68.20	20.90	PK	Vertical
6	7895.89	49.71	0.67	50.38	68.20	17.82	PK	Vertical

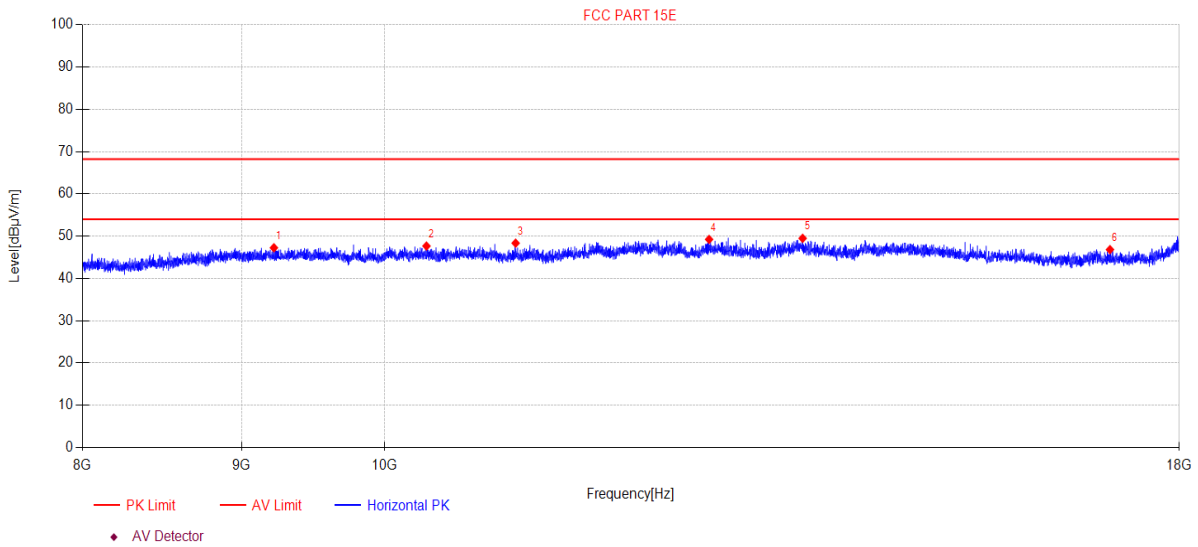
Note:

1. Level = Reading + Factor.
2. If Peak Result complies with AV limit, AV Result is deemed to comply with AV limit.
3. Test setup: RBW: 1 MHz, VBW: 3 MHz, Sweep time: auto.

TR-4-E-009 Radiated Emission Test Result

Test Date: 2022-10-28 **Tested By:** Bairong
EUT: Equipo de Audio y Video para Vehiculo **Model Number:** MTXMO430LAI3PE
Test Mode: Tx Mode **Power Supply:** DC 12V
Condition: Temp:23.5°C;Humi:45.4%;Press:100.3kPa **Test Site:** DDT 3# Chamber
File Path: d:\ts\2022 report data\Q22092815\FCC ABOVE 1G 5GWIFI\3
Memo: 11A 5180

Test Graph



Suspected Data List								
NO.	Freq. [MHz]	Reading [dBµV]	Factor [dB]	Level [dBµV/m]	Limit [dBµV/m]	Margin [dB]	Detector	Polarity
1	9216.69	44.39	2.87	47.26	68.20	20.94	PK	Horizontal
2	10317.12	45.04	2.62	47.66	68.20	20.54	PK	Horizontal
3	11020.17	45.19	3.16	48.35	68.20	19.85	PK	Horizontal
4	12714.72	44.33	4.90	49.23	68.20	18.97	PK	Horizontal
5	13625.27	43.77	5.72	49.49	68.20	18.71	PK	Horizontal
6	17100.81	41.68	5.14	46.82	68.20	21.38	PK	Horizontal

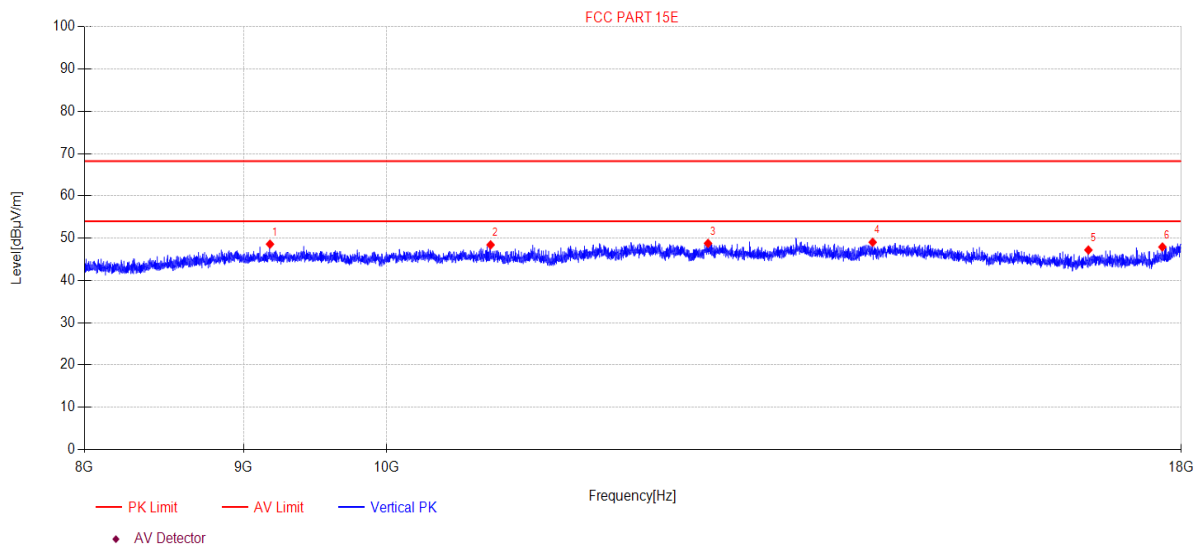
Note:

1. Level = Reading + Factor.
2. If Peak Result complies with AV limit, AV Result is deemed to comply with AV limit.
3. Test setup: RBW: 1 MHz, VBW: 3 MHz, Sweep time: auto.

TR-4-E-009 Radiated Emission Test Result

Test Date: 2022-10-28 **Tested By:** Bairong
EUT: Equipo de Audio y Video para Vehiculo **Model Number:** MTXMO430LAI3PE
Test Mode: Tx Mode **Power Supply:** DC 12V
Condition: Temp:23.5°C;Humi:45.4%;Press:100.3kPa **Test Site:** DDT 3# Chamber
File Path: d:\ts\2022 report data\Q22092815\FCC ABOVE 1G 5GWIFI4
Memo: 11A 5180

Test Graph



Suspected Data List								
NO.	Freq. [MHz]	Reading [dBµV]	Factor [dB]	Level [dBµV/m]	Limit [dBµV/m]	Margin [dB]	Detector	Polarity
1	9176.42	45.71	2.88	48.59	68.20	19.61	PK	Vertical
2	10801.65	45.35	3.07	48.42	68.20	19.78	PK	Vertical
3	12685.89	43.89	4.88	48.77	68.20	19.43	PK	Vertical
4	14327.76	42.89	6.14	49.03	68.20	19.17	PK	Vertical
5	16805.28	42.37	4.83	47.20	68.20	21.00	PK	Vertical
6	17750.70	41.01	6.91	47.92	68.20	20.28	PK	Vertical

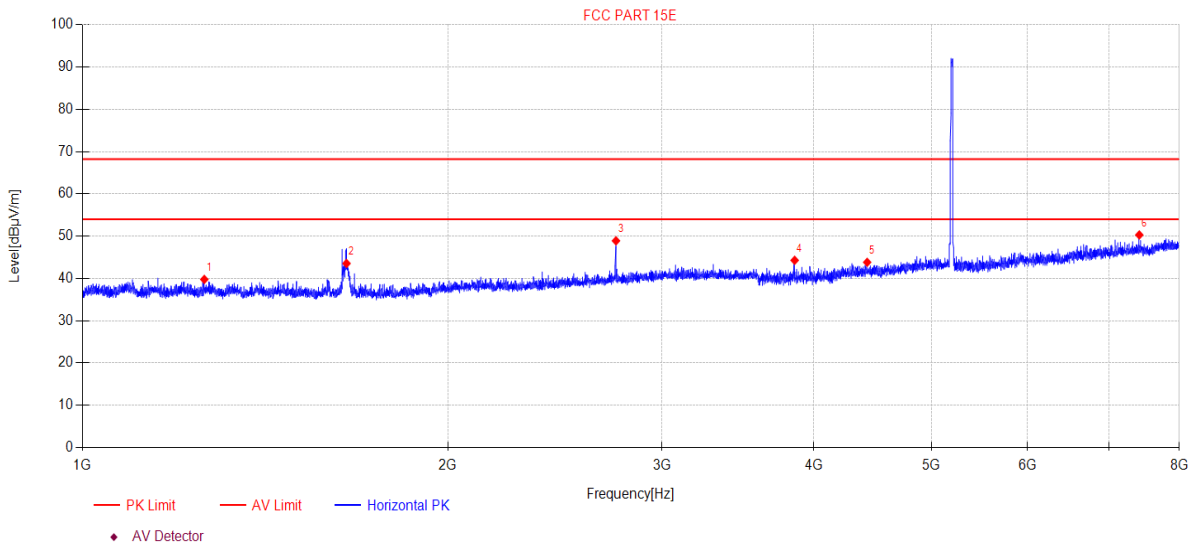
Note:

1. Level = Reading + Factor.
2. If Peak Result complies with AV limit, AV Result is deemed to comply with AV limit.
3. Test setup: RBW: 1 MHz, VBW: 3 MHz, Sweep time: auto.

TR-4-E-009 Radiated Emission Test Result

Test Date: 2022-10-28 **Tested By:** Bairong
EUT: Equipo de Audio y Video para Vehiculo **Model Number:** MTXMO430LAI3PE
Test Mode: Tx Mode **Power Supply:** DC 12V
Condition: Temp:22.5°C;Humi:47.4%;Press:100.3kPa **Test Site:** DDT 3# Chamber
File Path: d:\ts\2022 report data\Q22092815\FCC ABOVE 1G 5GWIFI\7
Memo: 11A 5200

Test Graph



Suspected Data List								
NO.	Freq. [MHz]	Reading [dBµV]	Factor [dB]	Level [dBµV/m]	Limit [dBµV/m]	Margin [dB]	Detector	Polarity
1	1259.86	50.69	-10.91	39.78	68.20	28.42	PK	Horizontal
2	1649.84	55.18	-11.64	43.54	68.20	24.66	PK	Horizontal
3	2749.85	57.65	-8.75	48.90	68.20	19.30	PK	Horizontal
4	3858.41	51.35	-7.06	44.29	68.20	23.91	PK	Horizontal
5	4426.87	49.64	-5.82	43.82	68.20	24.38	PK	Horizontal
6	7415.33	50.20	0.09	50.29	68.20	17.91	PK	Horizontal

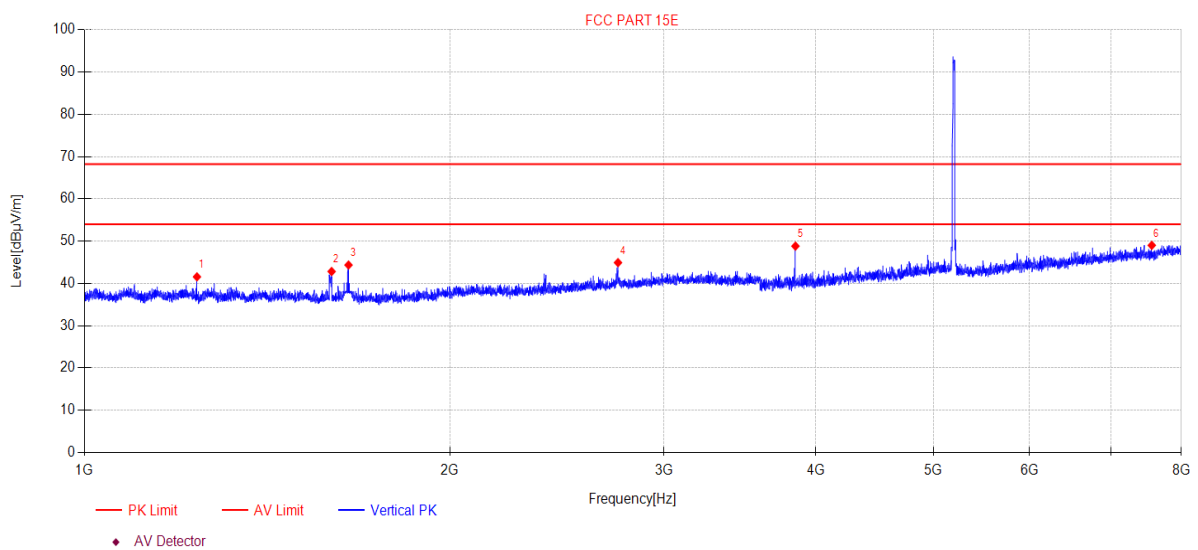
Note:

1. Level = Reading + Factor.
2. If Peak Result complies with AV limit, AV Result is deemed to comply with AV limit.
3. Test setup: RBW: 1 MHz, VBW: 3 MHz, Sweep time: auto.

TR-4-E-009 Radiated Emission Test Result

Test Date: 2022-10-28 **Tested By:** Bairong
EUT: Equipo de Audio y Video para Vehiculo **Model Number:** MTXMO430LAI3PE
Test Mode: Tx Mode **Power Supply:** DC 12V
Condition: Temp:22.5°C;Humi:47.4%;Press:100.3kPa **Test Site:** DDT 3# Chamber
File Path: d:\ts\2022 report data\Q22092815\FCC ABOVE 1G 5GWIFI\8
Memo: 11A 5200

Test Graph



Suspected Data List								
NO	Freq. [MHz]	Reading [dBµV]	Factor [dB]	Level [dBµV/m]	Limit [dBµV/m]	Margin [dB]	Detector	Polarity
1	1237.79	52.45	-10.89	41.56	68.20	26.64	PK	Vertical
2	1597.85	54.32	-11.49	42.83	68.20	25.37	PK	Vertical
3	1649.84	56.00	-11.64	44.36	68.20	23.84	PK	Vertical
4	2749.85	53.68	-8.75	44.93	68.20	23.27	PK	Vertical
5	3849.59	55.90	-7.07	48.83	68.20	19.37	PK	Vertical
6	7564.83	48.96	0.05	49.01	68.20	19.19	PK	Vertical

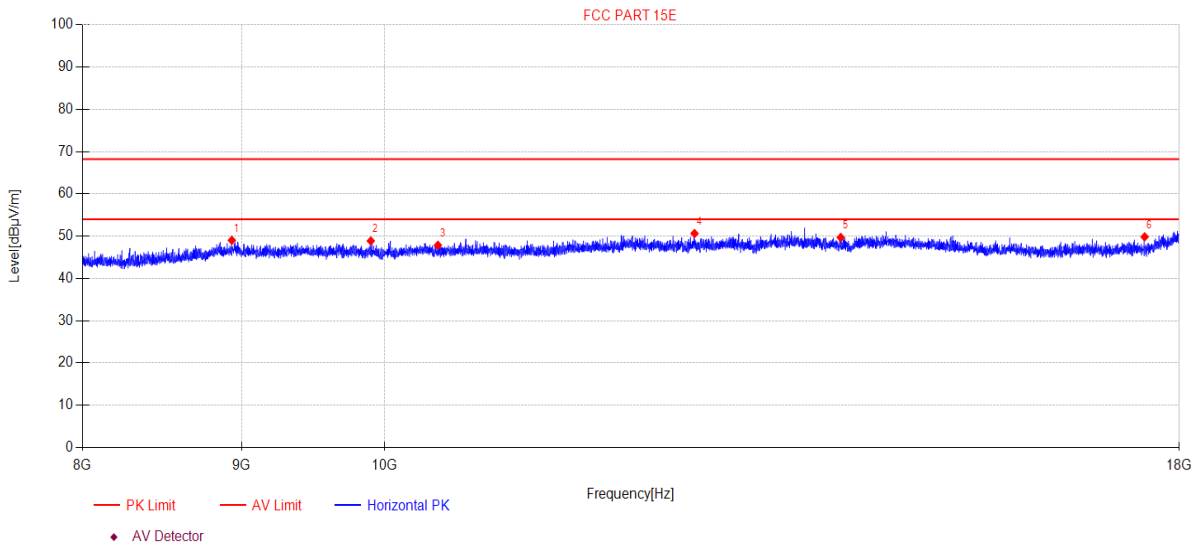
Note:

- Level = Reading + Factor.
- If Peak Result complies with AV limit, AV Result is deemed to comply with AV limit.
- Test setup: RBW: 1 MHz, VBW: 3 MHz, Sweep time: auto.

TR-4-E-009 Radiated Emission Test Result

Test Date: 2022-10-28 **Tested By:** Bairong
EUT: Equipo de Audio y Video para Vehiculo **Model Number:** MTXMO430LAI3PE
Test Mode: Tx Mode **Power Supply:** DC 12V
Condition: Temp:22.5°C;Humi:47.4%;Press:100.3kPa **Test Site:** DDT 3# Chamber
File Path: d:\ts\2022 report data\Q22092815\FCC ABOVE 1G 5GWIFI\9
Memo: 11A 5200

Test Graph



Suspected Data List								
NO.	Freq. [MHz]	Reading [dBµV]	Factor [dB]	Level [dBµV/m]	Limit [dBµV/m]	Margin [dB]	Detector	Polarity
1	8934.13	46.22	2.80	49.02	68.20	19.18	PK	Horizontal
2	9900.78	46.74	2.14	48.88	68.20	19.32	PK	Horizontal
3	10404.49	45.19	2.66	47.85	68.20	20.35	PK	Horizontal
4	12578.34	45.87	4.76	50.63	68.20	17.57	PK	Horizontal
5	14014.08	43.87	5.83	49.70	68.20	18.50	PK	Horizontal
6	17544.65	43.89	5.95	49.84	68.20	18.36	PK	Horizontal

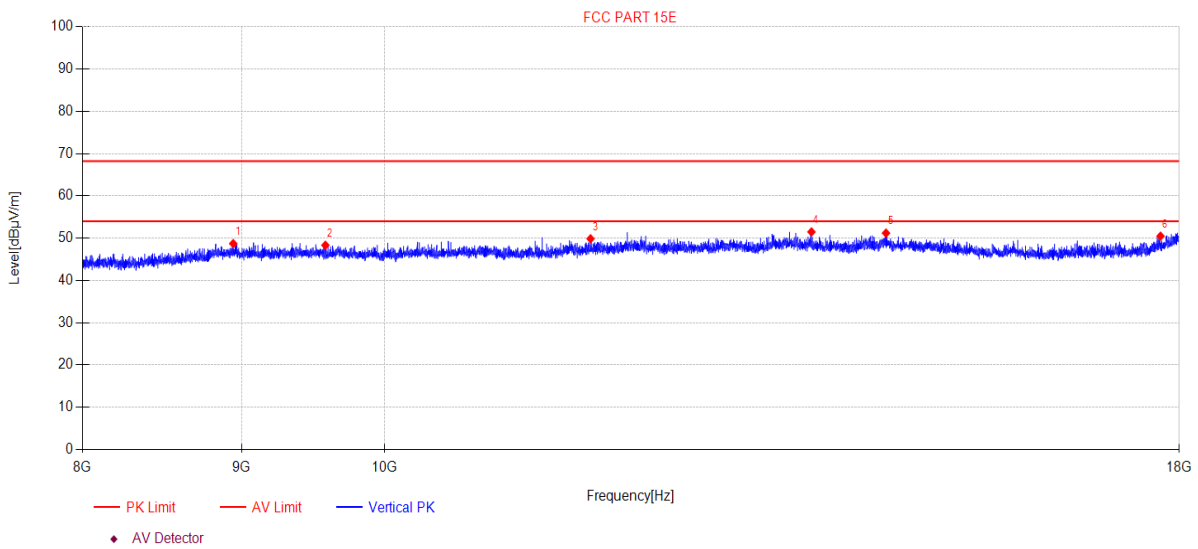
Note:

1. Level = Reading + Factor.
2. If Peak Result complies with AV limit, AV Result is deemed to comply with AV limit.
3. Test setup: RBW: 1 MHz, VBW: 3 MHz, Sweep time: auto.

TR-4-E-009 Radiated Emission Test Result

Test Date: 2022-10-28 **Tested By:** Bairong
EUT: Equipo de Audio y Video para Vehiculo **Model Number:** MTXMO430LAI3PE
Test Mode: Tx Mode **Power Supply:** DC 12V
Condition: Temp:22.5°C;Humi:47.4%;Press:100.3kPa **Test Site:** DDT 3# Chamber
File Path: d:\ts\2022 report data\Q22092815\FCC ABOVE 1G 5GWIFI\10
Memo: 11A 5200

Test Graph



Suspected Data List								
NO	Freq. [MHz]	Reading [dBµV]	Factor [dB]	Level [dBµV/m]	Limit [dBµV/m]	Margin [dB]	Detector	Polarity
1	8943.56	45.87	2.84	48.71	68.20	19.49	PK	Vertical
2	9573.94	45.76	2.57	48.33	68.20	19.87	PK	Vertical
3	11647.69	45.72	4.14	49.86	68.20	18.34	PK	Vertical
4	13713.94	45.73	5.75	51.48	68.20	16.72	PK	Vertical
5	14491.33	45.14	6.06	51.20	68.20	17.00	PK	Vertical
6	17752.14	43.55	6.93	50.48	68.20	17.72	PK	Vertical

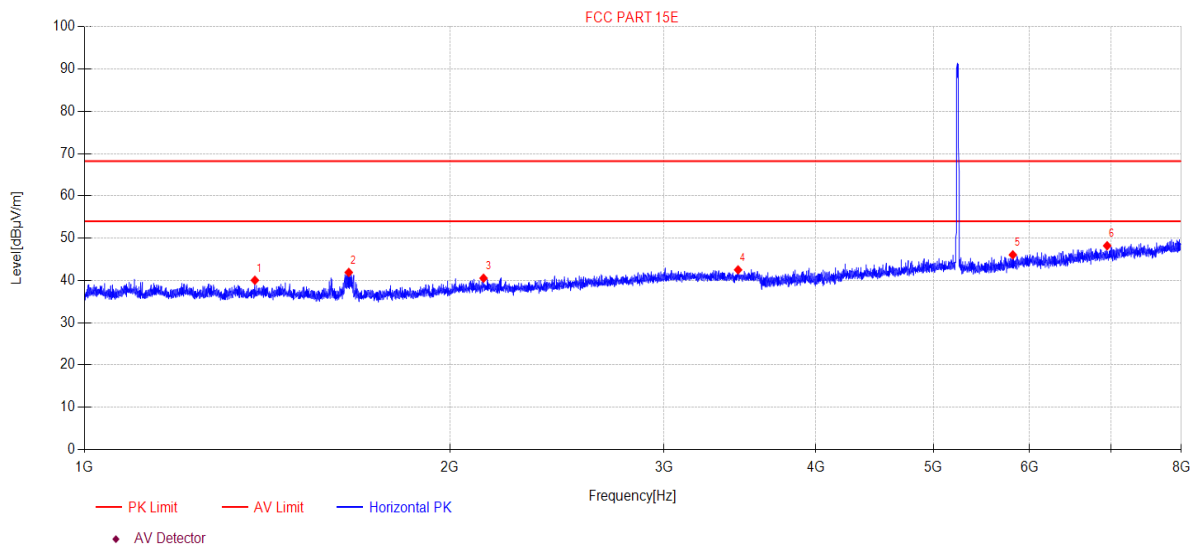
Note:

1. Level = Reading + Factor.
2. If Peak Result complies with AV limit, AV Result is deemed to comply with AV limit.
3. Test setup: RBW: 1 MHz, VBW: 3 MHz, Sweep time: auto.

TR-4-E-009 Radiated Emission Test Result

Test Date: 2022-10-28 **Tested By:** Bairong
EUT: Equipo de Audio y Video para Vehiculo **Model Number:** MTXMO430LAI3PE
Test Mode: Tx Mode **Power Supply:** DC 12V
Condition: Temp:22.5°C;Humi:47.4%;Press:100.3kPa **Test Site:** DDT 3# Chamber
File Path: d:\ts\2022 report data\Q22092815\FCC ABOVE 1G 5GWIFI\11
Memo: 11A 5240

Test Graph



Suspected Data List								
NO.	Freq. [MHz]	Reading [dBµV]	Factor [dB]	Level [dBµV/m]	Limit [dBµV/m]	Margin [dB]	Detector	Polarity
1	1381.42	51.14	-11.10	40.04	68.20	28.16	PK	Horizontal
2	1650.53	53.54	-11.64	41.90	68.20	26.30	PK	Horizontal
3	2131.09	50.61	-10.08	40.53	68.20	27.67	PK	Horizontal
4	3452.93	50.32	-7.81	42.51	68.20	25.69	PK	Horizontal
5	5812.85	48.70	-2.65	46.05	68.20	22.15	PK	Horizontal
6	6951.00	48.75	-0.54	48.21	68.20	19.99	PK	Horizontal

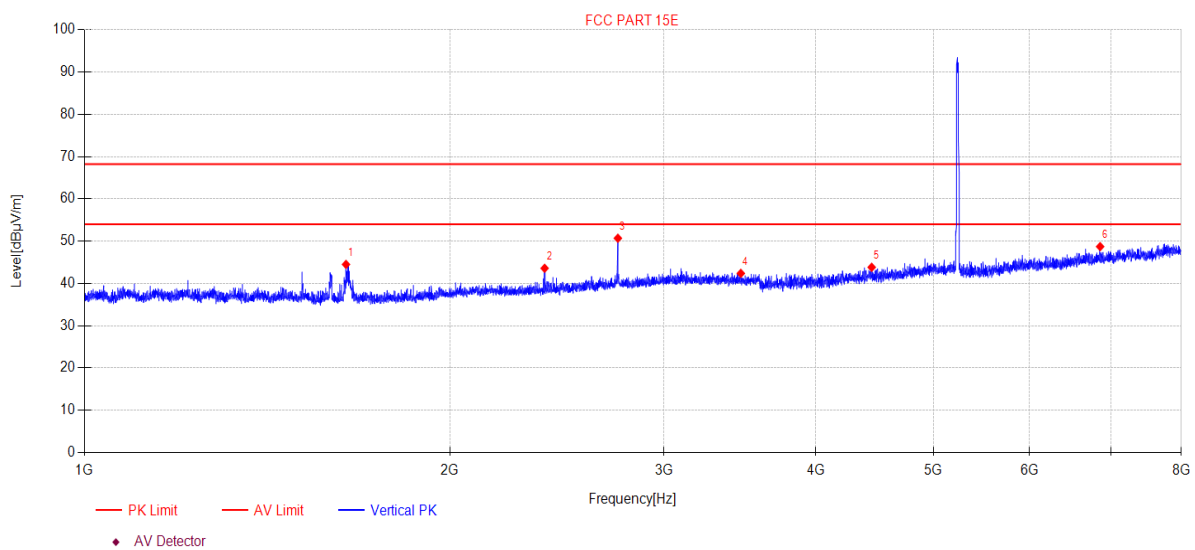
Note:

1. Level = Reading + Factor.
2. If Peak Result complies with AV limit, AV Result is deemed to comply with AV limit.
3. Test setup: RBW: 1 MHz, VBW: 3 MHz, Sweep time: auto.

TR-4-E-009 Radiated Emission Test Result

Test Date: 2022-10-28 **Tested By:** Bairong
EUT: Equipo de Audio y Video para Vehiculo **Model Number:** MTXMO430LAI3PE
Test Mode: Tx Mode **Power Supply:** DC 12V
Condition: Temp:22.5°C;Humi:47.4%;Press:100.3kPa **Test Site:** DDT 3# Chamber
File Path: d:\ts\2022 report data\Q22092815\FCC ABOVE 1G 5GWIFI\12
Memo: 11A 5240

Test Graph



Suspected Data List								
NO	Freq. [MHz]	Reading [dBµV]	Factor [dB]	Level [dBµV/m]	Limit [dBµV/m]	Margin [dB]	Detector	Polarity
1	1641.97	56.12	-11.61	44.51	68.20	23.69	PK	Vertical
2	2392.76	53.30	-9.71	43.59	68.20	24.61	PK	Vertical
3	2749.28	59.44	-8.75	50.69	68.20	17.51	PK	Vertical
4	3470.93	50.21	-7.82	42.39	68.20	25.81	PK	Vertical
5	4448.09	49.63	-5.81	43.82	68.20	24.38	PK	Vertical
6	6859.11	49.33	-0.61	48.72	68.20	19.48	PK	Vertical

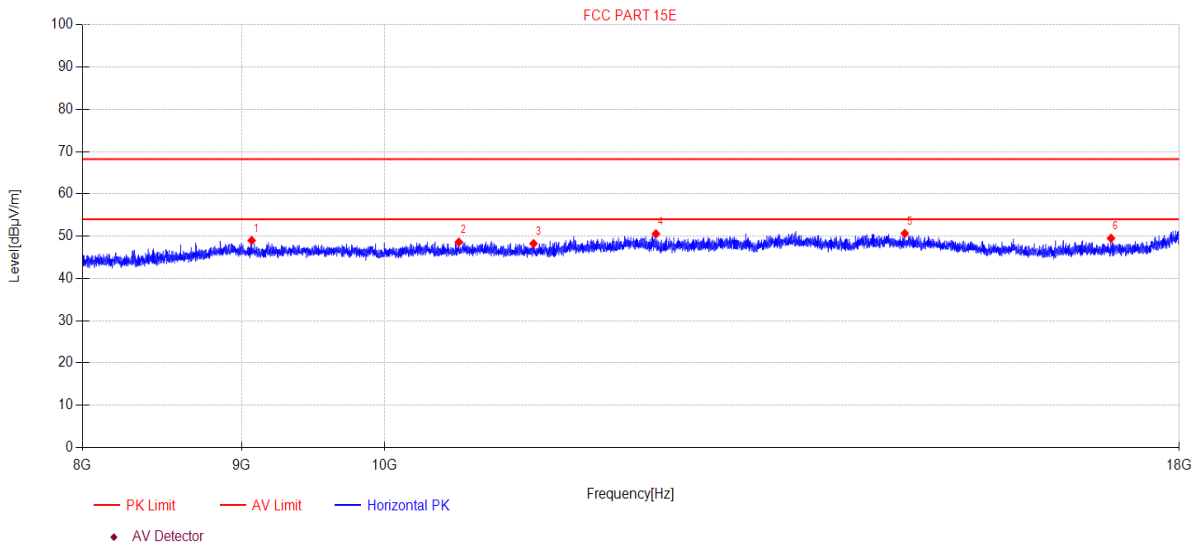
Note:

1. Level = Reading + Factor.
2. If Peak Result complies with AV limit, AV Result is deemed to comply with AV limit.
3. Test setup: RBW: 1 MHz, VBW: 3 MHz, Sweep time: auto.

TR-4-E-009 Radiated Emission Test Result

Test Date: 2022-10-28 **Tested By:** Bairong
EUT: Equipo de Audio y Video para Vehiculo **Model Number:** MTXMO430LAI3PE
Test Mode: Tx Mode **Power Supply:** DC 12V
Condition: Temp:22.5°C;Humi:47.4%;Press:100.3kPa **Test Site:** DDT 3# Chamber
File Path: d:\ts\2022 report data\Q22092815\FCC ABOVE 1G 5GWIFI\13
Memo: 11A 5240

Test Graph



Suspected Data List								
NO.	Freq. [MHz]	Reading [dBµV]	Factor [dB]	Level [dBµV/m]	Limit [dBµV/m]	Margin [dB]	Detector	Polarity
1	9066.22	46.10	2.88	48.98	68.20	19.22	PK	Horizontal
2	10566.88	45.74	2.86	48.60	68.20	19.60	PK	Horizontal
3	11166.79	44.79	3.45	48.24	68.20	19.96	PK	Horizontal
4	12224.41	45.61	4.93	50.54	68.20	17.66	PK	Horizontal
5	14693.66	44.69	5.95	50.64	68.20	17.56	PK	Horizontal
6	17113.30	44.35	5.15	49.50	68.20	18.70	PK	Horizontal

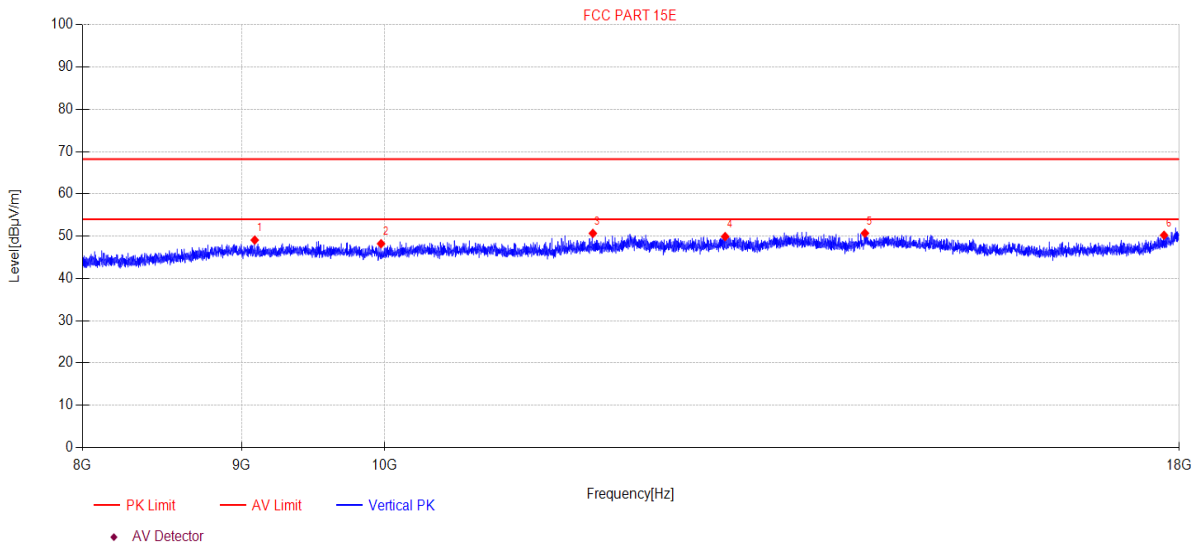
Note:

1. Level = Reading + Factor.
2. If Peak Result complies with AV limit, AV Result is deemed to comply with AV limit.
3. Test setup: RBW: 1 MHz, VBW: 3 MHz, Sweep time: auto.

TR-4-E-009 Radiated Emission Test Result

Test Date: 2022-10-28 **Tested By:** Bairong
EUT: Equipo de Audio y Video para Vehiculo **Model Number:** MTXMO430LAI3PE
Test Mode: Tx Mode **Power Supply:** DC 12V
Condition: Temp:22.5°C;Humi:47.4%;Press:100.3kPa **Test Site:** DDT 3# Chamber
File Path: d:\ts\2022 report data\Q22092815\FCC ABOVE 1G 5GWIFI\14
Memo: 11A 5240

Test Graph



Suspected Data List								
NO	Freq. [MHz]	Reading [dBµV]	Factor [dB]	Level [dBµV/m]	Limit [dBµV/m]	Margin [dB]	Detector	Polarity
1	9086.83	46.22	2.86	49.08	68.20	19.12	PK	Vertical
2	9976.53	46.06	2.16	48.22	68.20	19.98	PK	Vertical
3	11667.54	46.50	4.16	50.66	68.20	17.54	PK	Vertical
4	12866.14	44.89	5.01	49.90	68.20	18.30	PK	Vertical
5	14267.47	44.55	6.14	50.69	68.20	17.51	PK	Vertical
6	17798.26	42.96	7.26	50.22	68.20	17.98	PK	Vertical

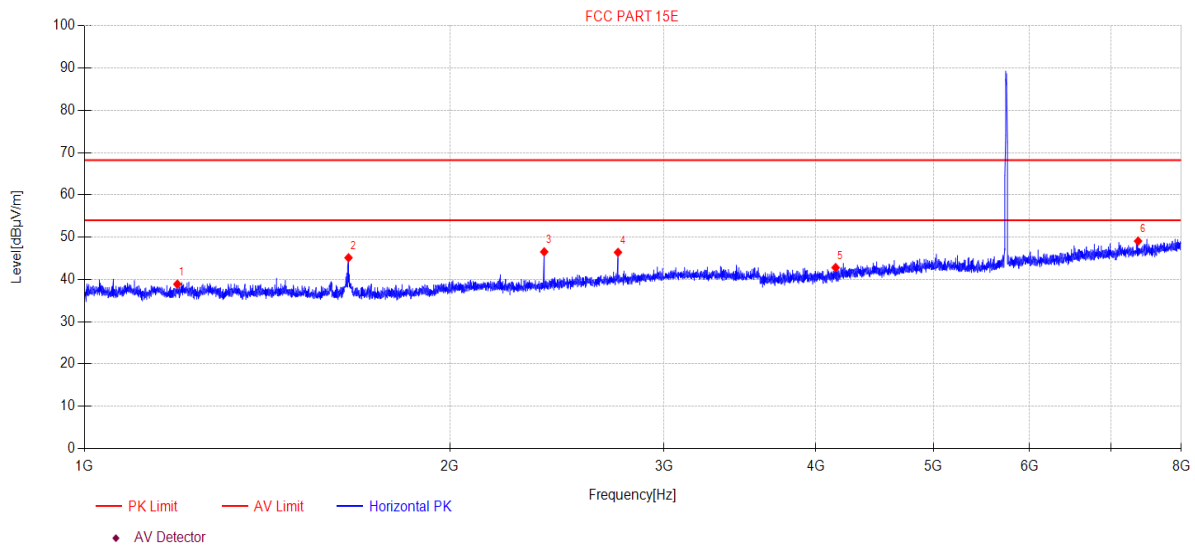
Note:

1. Level = Reading + Factor.
2. If Peak Result complies with AV limit, AV Result is deemed to comply with AV limit.
3. Test setup: RBW: 1 MHz, VBW: 3 MHz, Sweep time: auto.

TR-4-E-009 Radiated Emission Test Result

Test Date: 2022-10-28 **Tested By:** Bairong
EUT: Equipo de Audio y Video para Vehiculo **Model Number:** MTXMO430LAI3PE
Test Mode: Tx Mode **Power Supply:** DC 12V
Condition: Temp:22.5°C;Humi:47.4%;Press:100.3kPa **Test Site:** DDT 3# Chamber
File Path: d:\ts\2022 report data\Q22092815\FCC ABOVE 1G 5GWIFI\39
Memo: 11A 5745

Test Graph



Suspected Data List								
NO.	Freq. [MHz]	Reading [dBµV]	Factor [dB]	Level [dBµV/m]	Limit [dBµV/m]	Margin [dB]	Detector	Polarity
1	1192.57	49.82	-10.94	38.88	68.20	29.32	PK	Horizontal
2	1649.84	56.77	-11.64	45.13	68.20	23.07	PK	Horizontal
3	2390.77	56.25	-9.72	46.53	68.20	21.67	PK	Horizontal
4	2749.85	55.16	-8.75	46.41	68.20	21.79	PK	Horizontal
5	4153.98	49.26	-6.45	42.81	68.20	25.39	PK	Horizontal
6	7370.75	48.99	0.08	49.07	68.20	19.13	PK	Horizontal

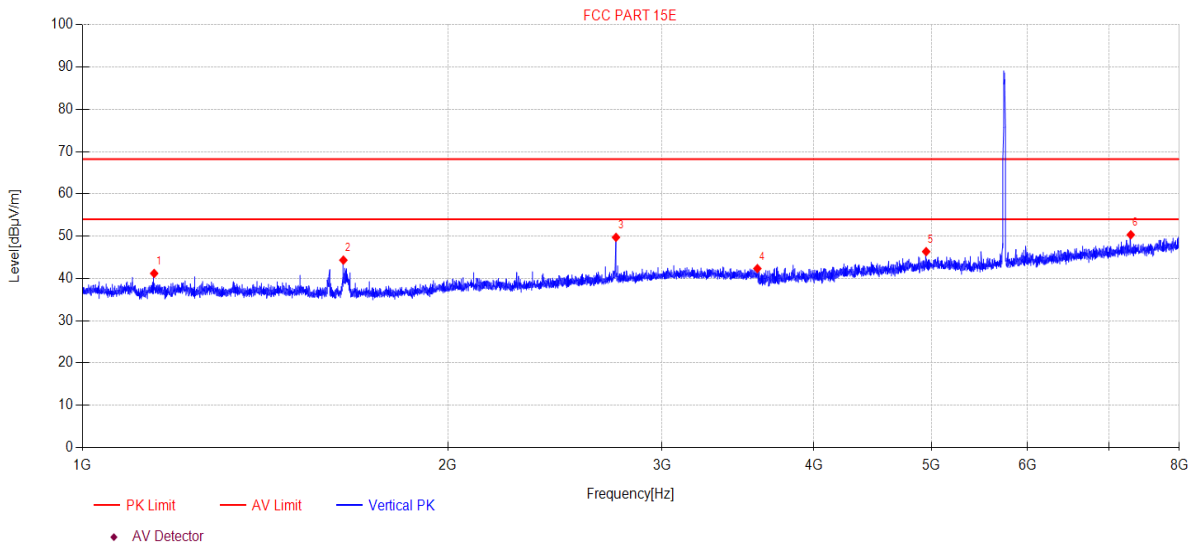
Note:

1. Level = Reading + Factor.
2. If Peak Result complies with AV limit, AV Result is deemed to comply with AV limit.
3. Test setup: RBW: 1 MHz, VBW: 3 MHz, Sweep time: auto.

TR-4-E-009 Radiated Emission Test Result

Test Date: 2022-10-28 **Tested By:** Bairong
EUT: Equipo de Audio y Video para Vehiculo **Model Number:** MTXMO430LAI3PE
Test Mode: Tx Mode **Power Supply:** DC 12V
Condition: Temp:22.5°C;Humi:47.4%;Press:100.3kPa **Test Site:** DDT 3# Chamber
File Path: d:\ts\2022 report data\Q22092815\FCC ABOVE 1G 5GWIFI40
Memo: 11A 5745

Test Graph



Suspected Data List								
NO	Freq. [MHz]	Reading [dBµV]	Factor [dB]	Level [dBµV/m]	Limit [dBµV/m]	Margin [dB]	Detector	Polarity
1	1145.66	52.09	-10.90	41.19	68.20	27.01	PK	Vertical
2	1639.92	55.93	-11.60	44.33	68.20	23.87	PK	Vertical
3	2749.85	58.47	-8.75	49.72	68.20	18.48	PK	Vertical
4	3595.06	50.02	-7.68	42.34	68.20	25.86	PK	Vertical
5	4950.83	50.59	-4.24	46.35	68.20	21.85	PK	Vertical
6	7297.56	50.28	0.05	50.33	68.20	17.87	PK	Vertical

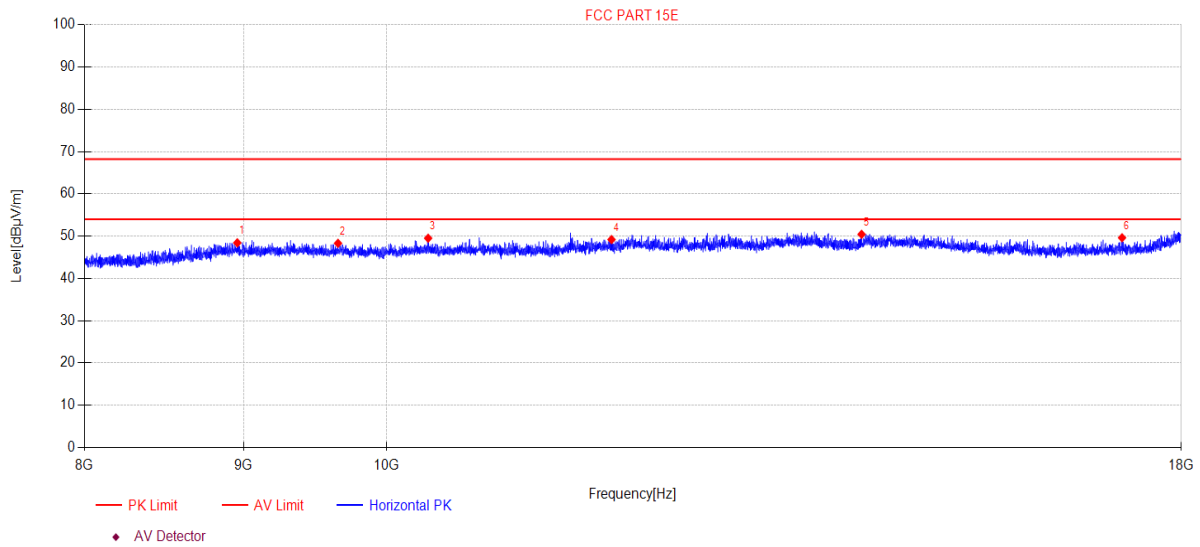
Note:

1. Level = Reading + Factor.
2. If Peak Result complies with AV limit, AV Result is deemed to comply with AV limit.
3. Test setup: RBW: 1 MHz, VBW: 3 MHz, Sweep time: auto.

TR-4-E-009 Radiated Emission Test Result

Test Date: 2022-10-28 **Tested By:** Bairong
EUT: Equipo de Audio y Video para Vehiculo **Model Number:** MTXMO430LAI3PE
Test Mode: Tx Mode **Power Supply:** DC 12V
Condition: Temp:22.5°C;Humi:47.4%;Press:100.3kPa **Test Site:** DDT 3# Chamber
File Path: d:\ts\2022 report data\Q22092815\FCC ABOVE 1G 5GWIFI\41
Memo: 11A 5745

Test Graph



Suspected Data List								
NO.	Freq. [MHz]	Reading [dBµV]	Factor [dB]	Level [dBµV/m]	Limit [dBµV/m]	Margin [dB]	Detector	Polarity
1	8957.35	45.55	2.87	48.42	68.20	19.78	PK	Horizontal
2	9649.54	45.91	2.40	48.31	68.20	19.89	PK	Horizontal
3	10314.61	46.90	2.62	49.52	68.20	18.68	PK	Horizontal
4	11812.23	44.78	4.41	49.19	68.20	19.01	PK	Horizontal
5	14210.90	44.33	6.11	50.44	68.20	17.76	PK	Horizontal
6	17228.86	44.33	5.29	49.62	68.20	18.58	PK	Horizontal

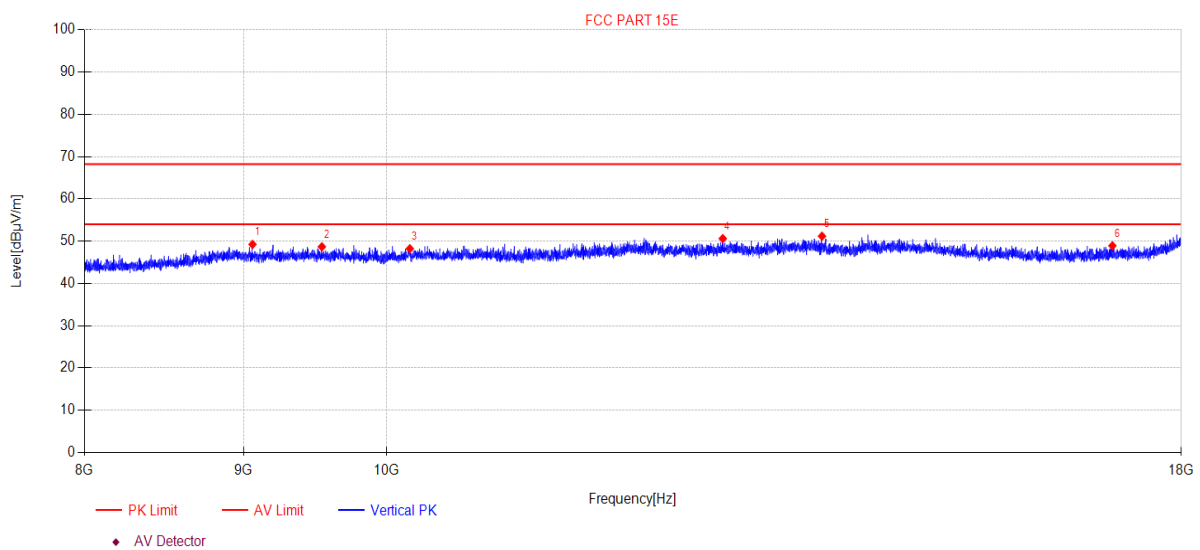
Note:

1. Level = Reading + Factor.
2. If Peak Result complies with AV limit, AV Result is deemed to comply with AV limit.
3. Test setup: RBW: 1 MHz, VBW: 3 MHz, Sweep time: auto.

TR-4-E-009 Radiated Emission Test Result

Test Date: 2022-10-28 **Tested By:** Bairong
EUT: Equipo de Audio y Video para Vehiculo **Model Number:** MTXMO430LAI3PE
Test Mode: Tx Mode **Power Supply:** DC 12V
Condition: Temp:22.5°C;Humi:47.4%;Press:100.3kPa **Test Site:** DDT 3# Chamber
File Path: d:\ts\2022 report data\Q22092815\FCC ABOVE 1G 5GWIFI42
Memo: 11A 5745

Test Graph



Suspected Data List								
NO	Freq. [MHz]	Reading [dBµV]	Factor [dB]	Level [dBµV/m]	Limit [dBµV/m]	Margin [dB]	Detector	Polarity
1	9058.87	46.35	2.89	49.24	68.20	18.96	PK	Vertical
2	9535.20	46.07	2.61	48.68	68.20	19.52	PK	Vertical
3	10175.88	45.75	2.47	48.22	68.20	19.98	PK	Vertical
4	12824.48	45.65	4.96	50.61	68.20	17.59	PK	Vertical
5	13800.95	45.47	5.71	51.18	68.20	17.02	PK	Vertical
6	17106.36	43.76	5.15	48.91	68.20	19.29	PK	Vertical

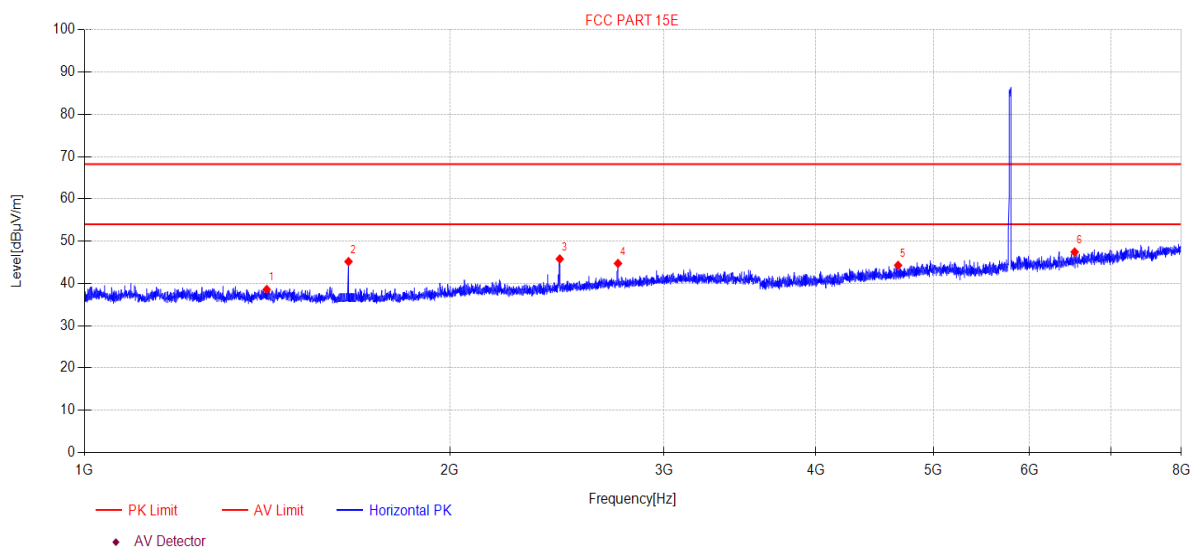
Note:

1. Level = Reading + Factor.
2. If Peak Result complies with AV limit, AV Result is deemed to comply with AV limit.
3. Test setup: RBW: 1 MHz, VBW: 3 MHz, Sweep time: auto.

TR-4-E-009 Radiated Emission Test Result

Test Date: 2022-10-28 **Tested By:** Bairong
EUT: Equipo de Audio y Video para Vehiculo **Model Number:** MTXMO430LAI3PE
Test Mode: Tx Mode **Power Supply:** DC 12V
Condition: Temp:22.5°C;Humi:47.4%;Press:100.3kPa **Test Site:** DDT 3# Chamber
File Path: d:\ts\2022 report data\Q22092815\FCC ABOVE 1G 5GWIFI43
Memo: 11A 5785

Test Graph



Suspected Data List								
NO.	Freq. [MHz]	Reading [dBµV]	Factor [dB]	Level [dBµV/m]	Limit [dBµV/m]	Margin [dB]	Detector	Polarity
1	1412.79	49.71	-11.13	38.58	68.20	29.62	PK	Horizontal
2	1649.84	56.81	-11.64	45.17	68.20	23.03	PK	Horizontal
3	2462.41	55.33	-9.54	45.79	68.20	22.41	PK	Horizontal
4	2749.85	53.48	-8.75	44.73	68.20	23.47	PK	Horizontal
5	4676.66	49.56	-5.28	44.28	68.20	23.92	PK	Horizontal
6	6536.10	48.70	-1.27	47.43	68.20	20.77	PK	Horizontal

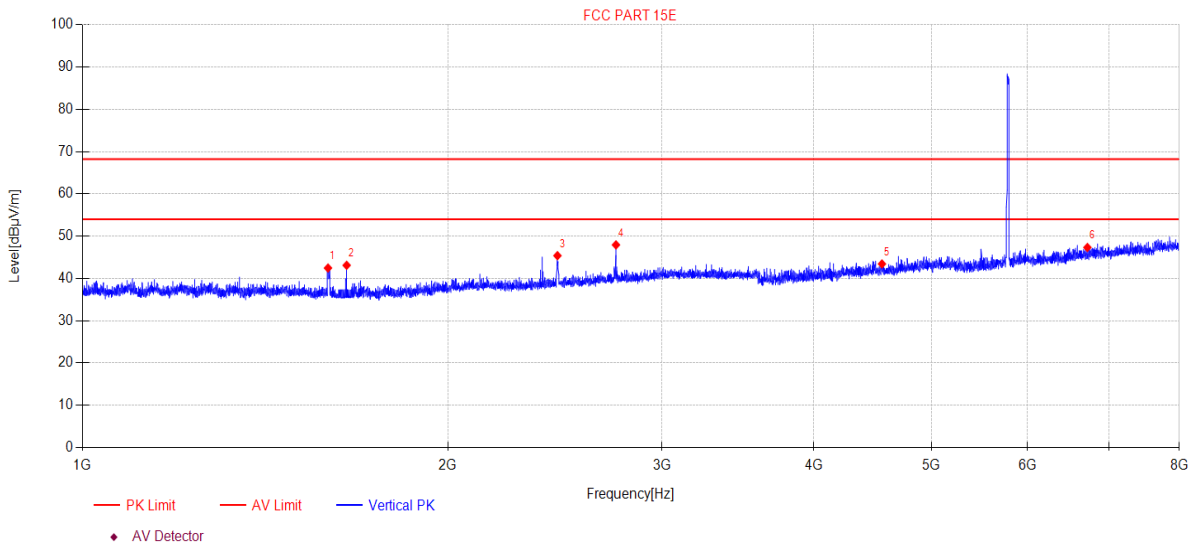
Note:

1. Level = Reading + Factor.
2. If Peak Result complies with AV limit, AV Result is deemed to comply with AV limit.
3. Test setup: RBW: 1 MHz, VBW: 3 MHz, Sweep time: auto.

TR-4-E-009 Radiated Emission Test Result

Test Date: 2022-10-28 **Tested By:** Bairong
EUT: Equipo de Audio y Video para Vehiculo **Model Number:** MTXMO430LAI3PE
Test Mode: Tx Mode **Power Supply:** DC 12V
Condition: Temp:22.5°C;Humi:47.4%;Press:100.3kPa **Test Site:** DDT 3# Chamber
File Path: d:\ts\2022 report data\Q22092815\FCC ABOVE 1G 5GWIFI\44
Memo: 11A 5785

Test Graph



Suspected Data List								
NO	Freq. [MHz]	Reading [dBµV]	Factor [dB]	Level [dBµV/m]	Limit [dBµV/m]	Margin [dB]	Detector	Polarity
1	1592.87	53.95	-11.48	42.47	68.20	25.73	PK	Vertical
2	1650.19	54.75	-11.64	43.11	68.20	25.09	PK	Vertical
3	2460.87	54.93	-9.55	45.38	68.20	22.82	PK	Vertical
4	2749.85	56.69	-8.75	47.94	68.20	20.26	PK	Vertical
5	4552.89	48.99	-5.55	43.44	68.20	24.76	PK	Vertical
6	6720.76	48.10	-0.77	47.33	68.20	20.87	PK	Vertical

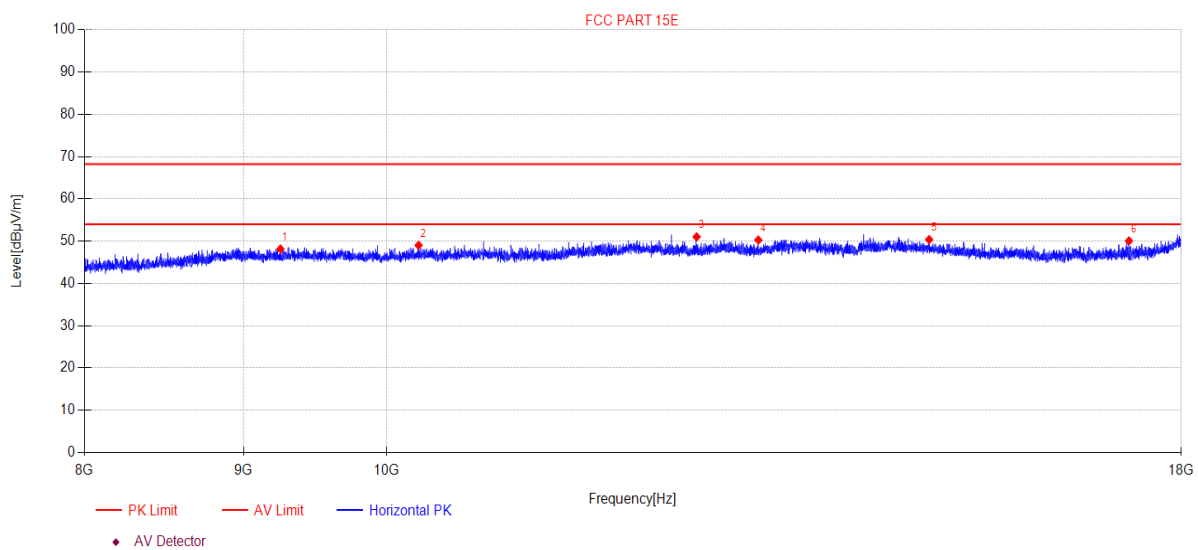
Note:

1. Level = Reading + Factor.
2. If Peak Result complies with AV limit, AV Result is deemed to comply with AV limit.
3. Test setup: RBW: 1 MHz, VBW: 3 MHz, Sweep time: auto.

TR-4-E-009 Radiated Emission Test Result

Test Date: 2022-10-28 **Tested By:** Bairong
EUT: Equipo de Audio y Video para Vehiculo **Model Number:** MTXMO430LAI3PE
Test Mode: Tx Mode **Power Supply:** DC 12V
Condition: Temp:22.5°C;Humi:47.4%;Press:100.3kPa **Test Site:** DDT 3# Chamber
File Path: d:\ts\2022 report data\Q22092815\FCC ABOVE 1G 5GWIFI45
Memo: 11A 5785

Test Graph



Suspected Data List								
NO.	Freq. [MHz]	Reading [dBµV]	Factor [dB]	Level [dBµV/m]	Limit [dBµV/m]	Margin [dB]	Detector	Polarity
1	9247.38	45.24	2.90	48.14	68.20	20.06	PK	Horizontal
2	10242.11	46.47	2.55	49.02	68.20	19.18	PK	Horizontal
3	12579.36	46.26	4.76	51.02	68.20	17.18	PK	Horizontal
4	13166.93	45.02	5.25	50.27	68.20	17.93	PK	Horizontal
5	14938.74	44.69	5.68	50.37	68.20	17.83	PK	Horizontal
6	17317.10	44.68	5.40	50.08	68.20	18.12	PK	Horizontal

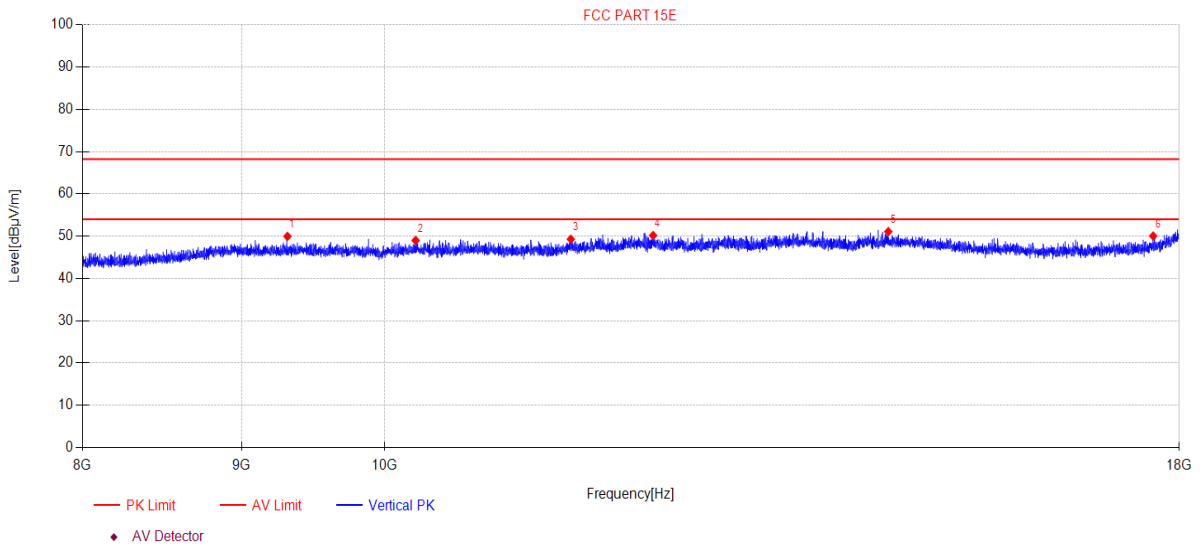
Note:

1. Level = Reading + Factor.
2. If Peak Result complies with AV limit, AV Result is deemed to comply with AV limit.
3. Test setup: RBW: 1 MHz, VBW: 3 MHz, Sweep time: auto.

TR-4-E-009 Radiated Emission Test Result

Test Date: 2022-10-28 **Tested By:** Bairong
EUT: Equipo de Audio y Video para Vehiculo **Model Number:** MTXMO430LAI3PE
Test Mode: Tx Mode **Power Supply:** DC 12V
Condition: Temp:22.5°C;Humi:47.4%;Press:100.3kPa **Test Site:** DDT 3# Chamber
File Path: d:\ts\2022 report data\Q22092815\FCC ABOVE 1G 5GWIFI46
Memo: 11A 5785

Test Graph



Suspected Data List								
NO	Freq. [MHz]	Reading [dBµV]	Factor [dB]	Level [dBµV/m]	Limit [dBµV/m]	Margin [dB]	Detector	Polarity
1	9309.07	47.13	2.83	49.96	68.20	18.24	PK	Vertical
2	10234.63	46.47	2.53	49.00	68.20	19.20	PK	Vertical
3	11478.92	45.30	3.98	49.28	68.20	18.92	PK	Vertical
4	12198.66	45.22	4.94	50.16	68.20	18.04	PK	Vertical
5	14516.03	45.04	6.04	51.08	68.20	17.12	PK	Vertical
6	17655.96	43.68	6.36	50.04	68.20	18.16	PK	Vertical

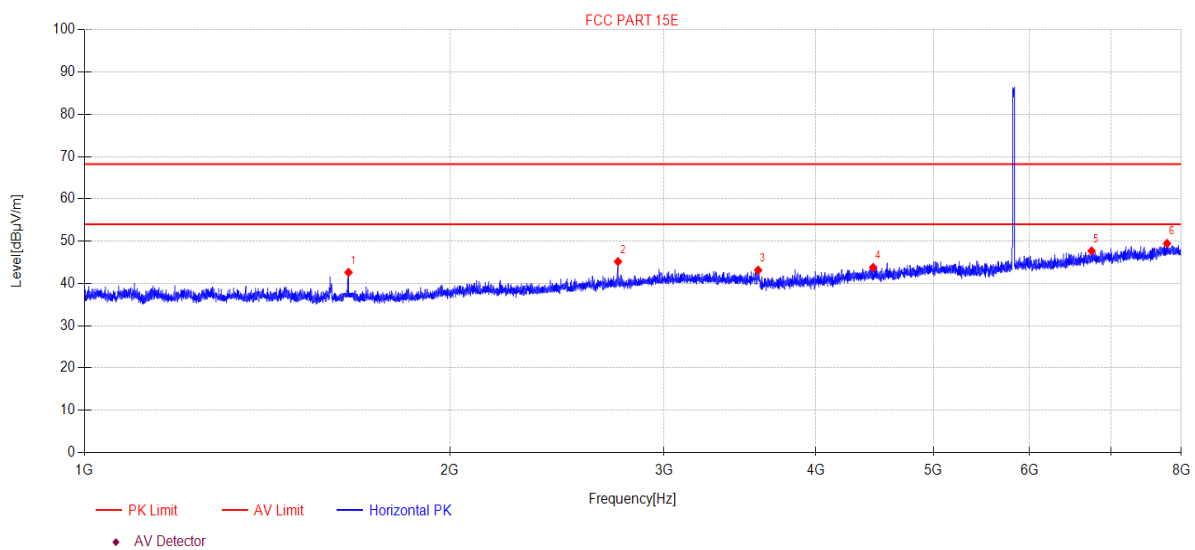
Note:

1. Level = Reading + Factor.
2. If Peak Result complies with AV limit, AV Result is deemed to comply with AV limit.
3. Test setup: RBW: 1 MHz, VBW: 3 MHz, Sweep time: auto.

TR-4-E-009 Radiated Emission Test Result

Test Date: 2022-10-28 **Tested By:** Bairong
EUT: Equipo de Audio y Video para Vehiculo **Model Number:** MTXMO430LAI3PE
Test Mode: Tx Mode **Power Supply:** DC 12V
Condition: Temp:22.5°C;Humi:47.4%;Press:100.3kPa **Test Site:** DDT 3# Chamber
File Path: d:\ts\2022 report data\Q22092815\FCC ABOVE 1G 5GWIFI47
Memo: 11A 5825

Test Graph



Suspected Data List								
NO.	Freq. [MHz]	Reading [dBµV]	Factor [dB]	Level [dBµV/m]	Limit [dBµV/m]	Margin [dB]	Detector	Polarity
1	1649.84	54.24	-11.64	42.60	68.20	25.60	PK	Horizontal
2	2749.85	53.92	-8.75	45.17	68.20	23.03	PK	Horizontal
3	3586.85	50.82	-7.69	43.13	68.20	25.07	PK	Horizontal
4	4460.13	49.55	-5.78	43.77	68.20	24.43	PK	Horizontal
5	6748.77	48.47	-0.78	47.69	68.20	20.51	PK	Horizontal
6	7786.66	49.05	0.41	49.46	68.20	18.74	PK	Horizontal

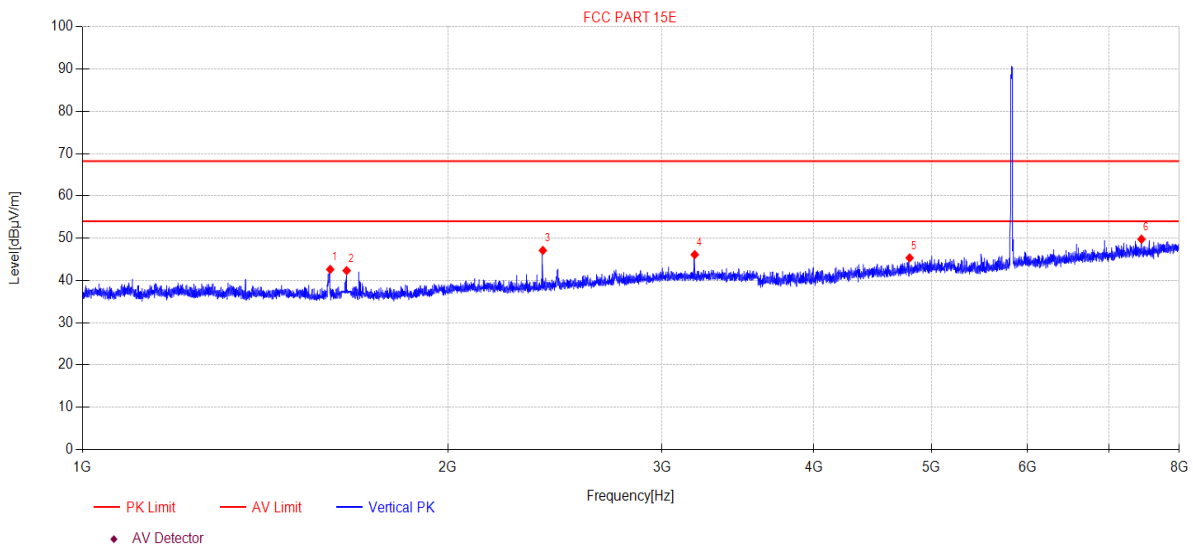
Note:

1. Level = Reading + Factor.
2. If Peak Result complies with AV limit, AV Result is deemed to comply with AV limit.
3. Test setup: RBW: 1 MHz, VBW: 3 MHz, Sweep time: auto.

TR-4-E-009 Radiated Emission Test Result

Test Date: 2022-10-28 **Tested By:** Bairong
EUT: Equipo de Audio y Video para Vehiculo **Model Number:** MTXMO430LAI3PE
Test Mode: Tx Mode **Power Supply:** DC 12V
Condition: Temp:22.5°C;Humi:47.4%;Press:100.3kPa **Test Site:** DDT 3# Chamber
File Path: d:\ts\2022 report data\Q22092815\FCC ABOVE 1G 5GWIFI48
Memo: 11A 5825

Test Graph



Suspected Data List								
NO	Freq. [MHz]	Reading [dBµV]	Factor [dB]	Level [dBµV/m]	Limit [dBµV/m]	Margin [dB]	Detector	Polarity
1	1599.51	54.10	-11.49	42.61	68.20	25.59	PK	Vertical
2	1650.19	53.96	-11.64	42.32	68.20	25.88	PK	Vertical
3	2393.75	56.81	-9.71	47.10	68.20	21.10	PK	Vertical
4	3192.60	53.70	-7.60	46.10	68.20	22.10	PK	Vertical
5	4797.80	50.17	-4.84	45.33	68.20	22.87	PK	Vertical
6	7446.23	49.65	0.11	49.76	68.20	18.44	PK	Vertical

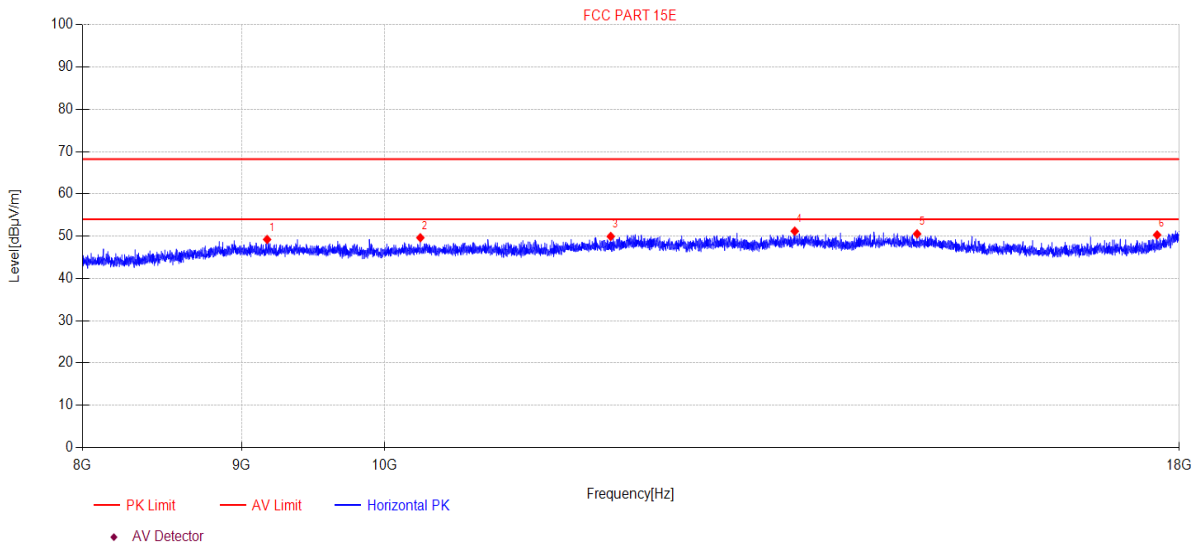
Note:

1. Level = Reading + Factor.
2. If Peak Result complies with AV limit, AV Result is deemed to comply with AV limit.
3. Test setup: RBW: 1 MHz, VBW: 3 MHz, Sweep time: auto.

TR-4-E-009 Radiated Emission Test Result

Test Date: 2022-10-28 **Tested By:** Bairong
EUT: Equipo de Audio y Video para Vehiculo **Model Number:** MTXMO430LAI3PE
Test Mode: Tx Mode **Power Supply:** DC 12V
Condition: Temp:22.5°C;Humi:47.4%;Press:100.3kPa **Test Site:** DDT 3# Chamber
File Path: d:\ts\2022 report data\Q22092815\FCC ABOVE 1G 5GWIFI49
Memo: 11A 5825

Test Graph



Suspected Data List								
NO.	Freq. [MHz]	Reading [dBµV]	Factor [dB]	Level [dBµV/m]	Limit [dBµV/m]	Margin [dB]	Detector	Polarity
1	9170.47	46.33	2.88	49.21	68.20	18.99	PK	Horizontal
2	10270.38	47.04	2.59	49.63	68.20	18.57	PK	Horizontal
3	11822.77	45.51	4.43	49.94	68.20	18.26	PK	Horizontal
4	13545.96	45.51	5.68	51.19	68.20	17.01	PK	Horizontal
5	14828.91	44.68	5.85	50.53	68.20	17.67	PK	Horizontal
6	17707.58	43.69	6.60	50.29	68.20	17.91	PK	Horizontal

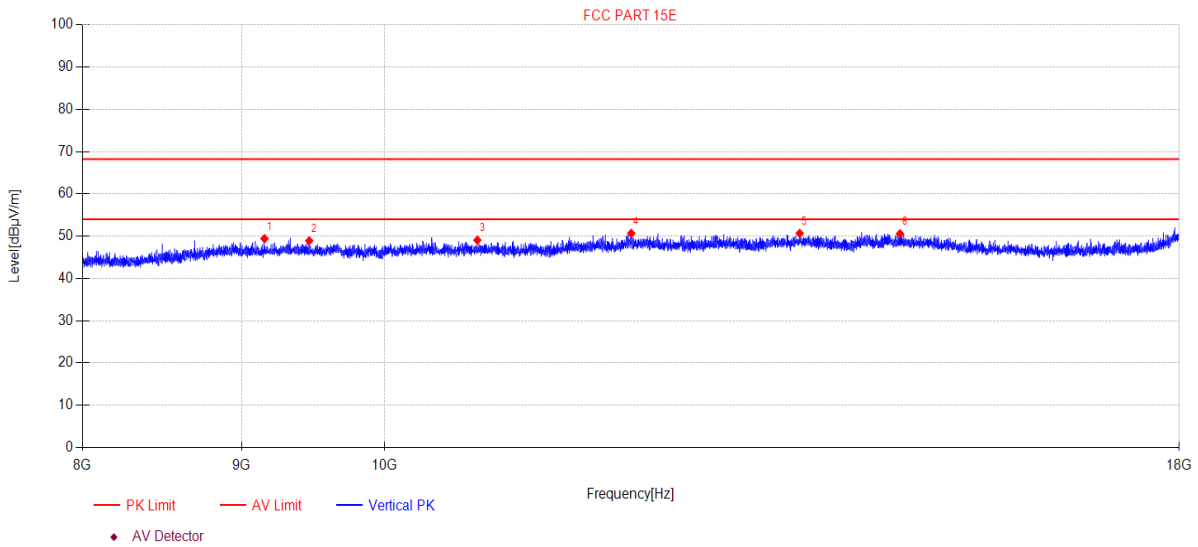
Note:

1. Level = Reading + Factor.
2. If Peak Result complies with AV limit, AV Result is deemed to comply with AV limit.
3. Test setup: RBW: 1 MHz, VBW: 3 MHz, Sweep time: auto.

TR-4-E-009 Radiated Emission Test Result

Test Date: 2022-10-28 **Tested By:** Bairong
EUT: Equipo de Audio y Video para Vehiculo **Model Number:** MTXMO430LAI3PE
Test Mode: Tx Mode **Power Supply:** DC 12V
Condition: Temp:22.5°C;Humi:47.4%;Press:100.3kPa **Test Site:** DDT 3# Chamber
File Path: d:\ts\2022 report data\Q22092815\FCC ABOVE 1G 5GWIFI\50
Memo: 11A 5825

Test Graph



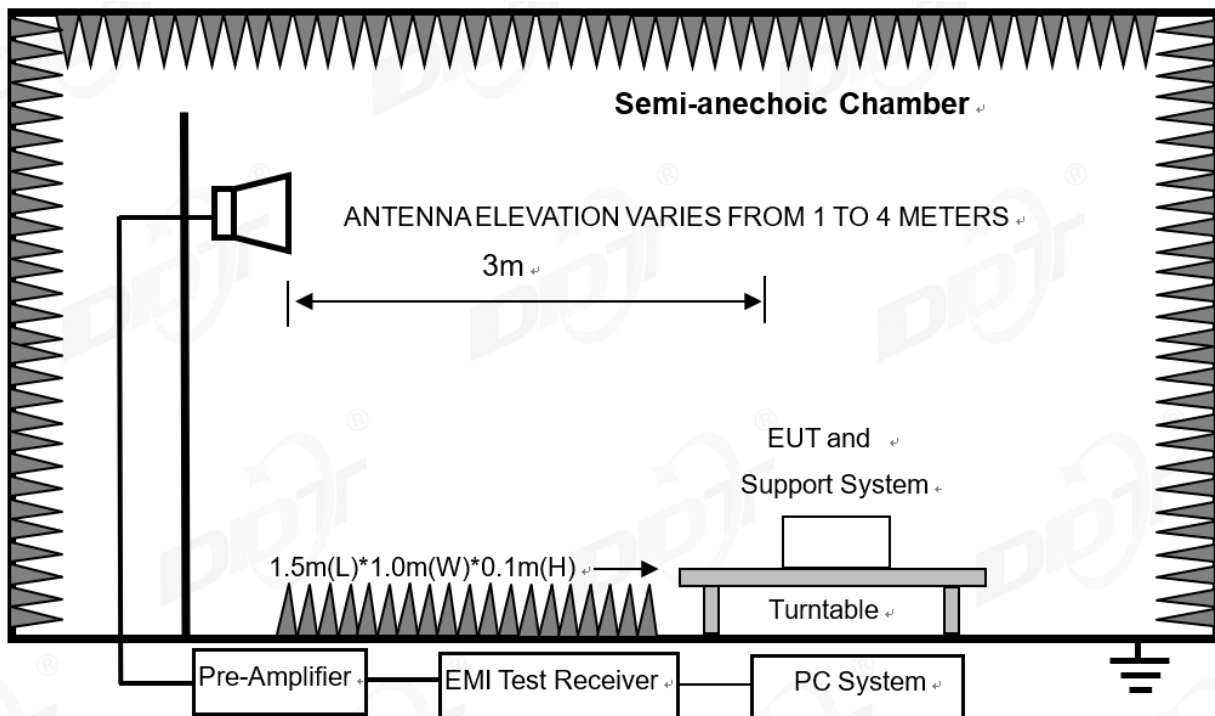
Suspected Data List								
NO	Freq. [MHz]	Reading [dBµV]	Factor [dB]	Level [dBµV/m]	Limit [dBµV/m]	Margin [dB]	Detector	Polarity
1	9152.64	46.52	2.90	49.42	68.20	18.78	PK	Vertical
2	9460.50	46.23	2.68	48.91	68.20	19.29	PK	Vertical
3	10712.68	46.02	3.04	49.06	68.20	19.14	PK	Vertical
4	12003.41	45.78	4.89	50.67	68.20	17.53	PK	Vertical
5	13595.47	44.97	5.70	50.67	68.20	17.53	PK	Vertical
6	14641.33	44.60	5.98	50.58	68.20	17.62	PK	Vertical

Note:

1. Level = Reading + Factor.
2. If Peak Result complies with AV limit, AV Result is deemed to comply with AV limit.
3. Test setup: RBW: 1 MHz, VBW: 3 MHz, Sweep time: auto.

10. Band Edge Compliance

10.1. Block diagram of test setup



10.2. Limit

For transmitters operating in the 5.15-5.25 GHz and 5.725-5.85 GHz band: all emissions outside of the 5.15-5.35 GHz band shall not exceed an EIRP of -27 dBm/MHz.

$$-27 \text{ dBm/MHz Limit} = 95.2 + \text{EIRP}[\text{dBm}] = 95.2 - 27 = 68.2 \text{ dB}\mu\text{V/m}$$

10.3. Test Procedure

Same with clause 8.3 except change investigated frequency range from 5.15-5.25 GHz, 5.725-5.85 GHz.

Remark: All restriction band have been tested, and only the worst case is shown in report.

10.4. Test result

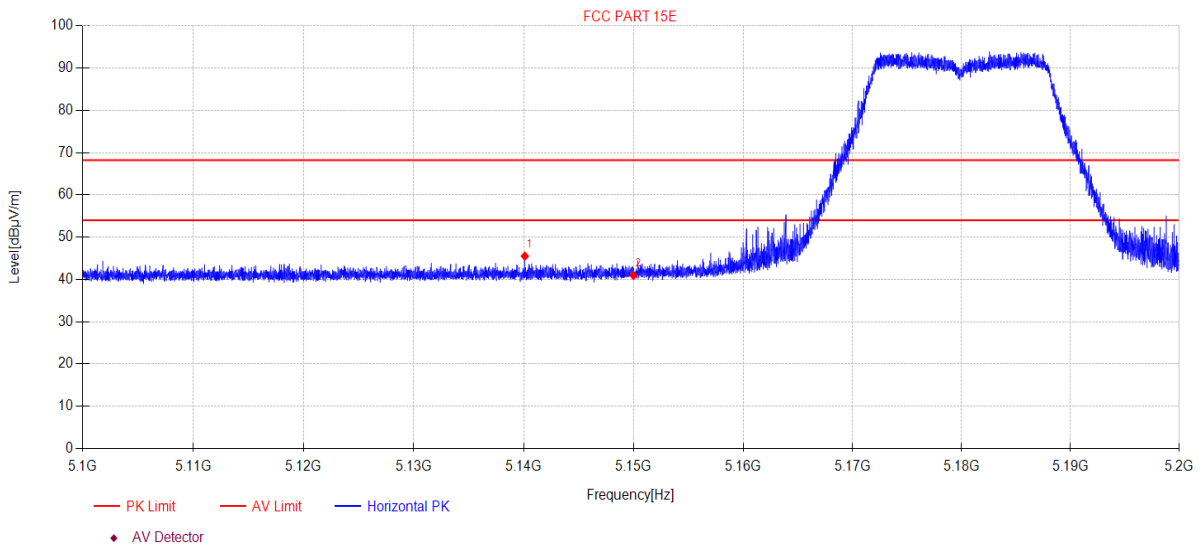
Pass. (See below detailed test result)

Note: As specified in 15.407(b), emissions above 1000 MHz that are outside of the restricted bands are subject to a peak emission limit of -27 dBm/MHz (or -17 dBm/MHz as specified in 15.407(b)(4)). However, an out-of-band emission that complies with both the average and peak limits of 15.209 is not required to satisfy the -27 dBm/MHz or -17 dBm/MHz peak emission limit

TR-4-E-009 Radiated Emission Test Result

Test Date: 2022-10-28 **Tested By:** Bairong
EUT: Equipo de Audio y Video para Vehiculo **Model Number:** MTXMO430LAI3PE
Test Mode: Tx Mode **Power Supply:** DC 12V
Condition: Temp:23.5°C;Humi:45.4%;Press:100.3kPa **Test Site:** DDT 3# Chamber
File Path: d:\ts\2022 report data\Q22092815\FCC ABOVE 1G 5GWIFI\5
Memo: 11A 5180

Test Graph



Suspected Data List								
NO.	Freq. [MHz]	Reading [dBµV]	Factor [dB]	Level [dBµV/m]	Limit [dBµV/m]	Margin [dB]	Detector	Polarity
1	5140.10	49.52	-4.01	45.51	68.20	22.69	PK	Horizontal
2	5150.00	44.97	-4.01	40.96	68.20	27.24	PK	Horizontal

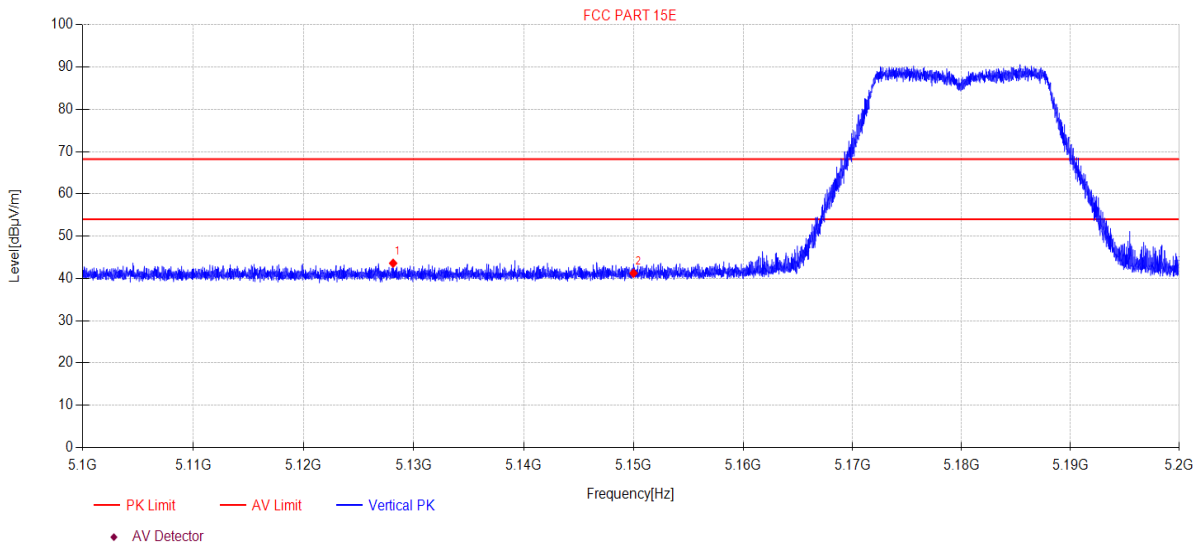
Note:

1. Level = Reading + Factor.
2. If Peak Result complies with AV limit, AV Result is deemed to comply with AV limit.
3. Test setup: RBW: 1 MHz, VBW: 3 MHz, Sweep time: auto.

TR-4-E-009 Radiated Emission Test Result

Test Date: 2022-10-28 **Tested By:** Bairong
EUT: Equipo de Audio y Video para Vehiculo **Model Number:** MTXMO430LAI3PE
Test Mode: Tx Mode **Power Supply:** DC 12V
Condition: Temp:23.5°C;Humi:45.4%;Press:100.3kPa **Test Site:** DDT 3# Chamber
File Path: d:\ts\2022 report data\Q22092815\FCC ABOVE 1G 5GWIFI\6
Memo: 11A 5180

Test Graph



Suspected Data List								
NO	Freq. [MHz]	Reading [dBµV]	Factor [dB]	Level [dBµV/m]	Limit [dBµV/m]	Margin [dB]	Detector	Polarity
1	5128.13	47.61	-4.02	43.59	68.20	24.61	PK	Vertical
2	5150.00	45.24	-4.01	41.23	68.20	26.97	PK	Vertical

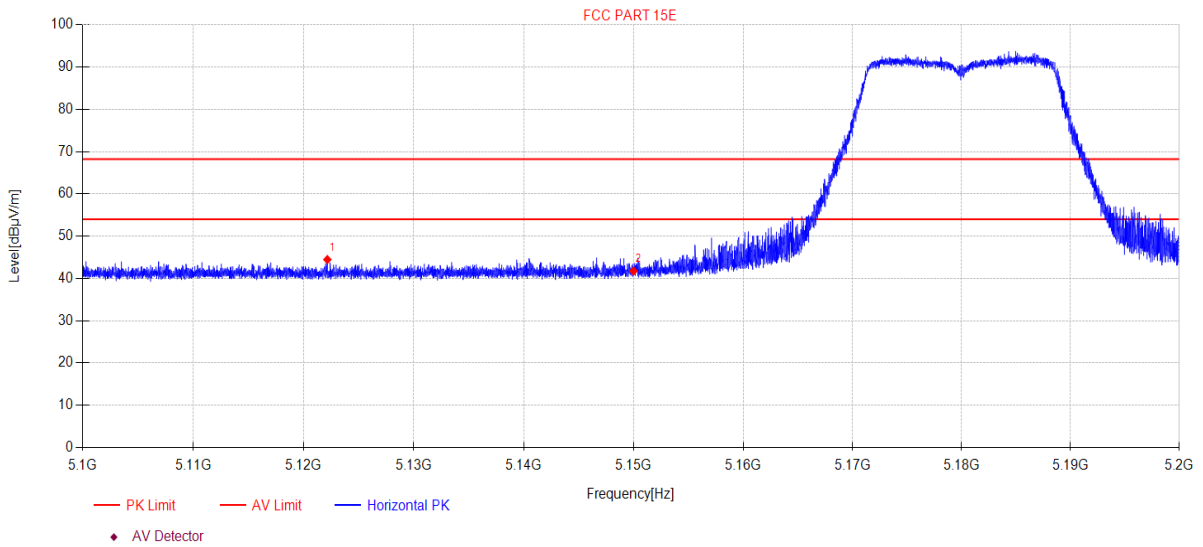
Note:

- Level = Reading + Factor.
- If Peak Result complies with AV limit, AV Result is deemed to comply with AV limit.
- Test setup: RBW: 1 MHz, VBW: 3 MHz, Sweep time: auto.

TR-4-E-009 Radiated Emission Test Result

Test Date: 2022-10-29 **Tested By:** Bairong
EUT: Equipo de Audio y Video para Vehiculo **Model Number:** MTXMO430LAI3PE
Test Mode: Tx Mode **Power Supply:** DC 12V
Condition: Temp:22.5°C;Humi:47.4%;Press:100.3kPa **Test Site:** DDT 3# Chamber
File Path: d:\ts\2022 report data\Q22092815\FCC ABOVE 1G 5GWIFI\57
Memo: 11N20 5180

Test Graph



Suspected Data List								
NO.	Freq. [MHz]	Reading [dBµV]	Factor [dB]	Level [dBµV/m]	Limit [dBµV/m]	Margin [dB]	Detector	Polarity
1	5122.16	48.49	-4.02	44.47	68.20	23.73	PK	Horizontal
2	5150.00	45.77	-4.01	41.76	68.20	26.44	PK	Horizontal

Note:

- Level = Reading + Factor.
- If Peak Result complies with AV limit, AV Result is deemed to comply with AV limit.
- Test setup: RBW: 1 MHz, VBW: 3 MHz, Sweep time: auto.