

Appendix: Bluetooth LE

Contents

Appendix A: DTS Bandwidth.....	3
Test Result.....	3
Test Graphs.....	4
Appendix B: Occupied Channel Bandwidth.....	6
Test Result.....	6
Test Graphs.....	7
Appendix C: Maximum conducted output power.....	9
Test Result.....	9
Test Graphs.....	10
Appendix D: Maximum power spectral density.....	12
Test Result.....	12
Test Graphs.....	13
Appendix E: Band edge measurements.....	15
Test Result.....	15
Test Graphs.....	16
Appendix F: Conducted Spurious Emission.....	17
Test Result.....	17
Test Graphs.....	18
Appendix G: Duty Cycle.....	23
Test Result.....	23
Test Graphs.....	24

Appendix A: DTS Bandwidth

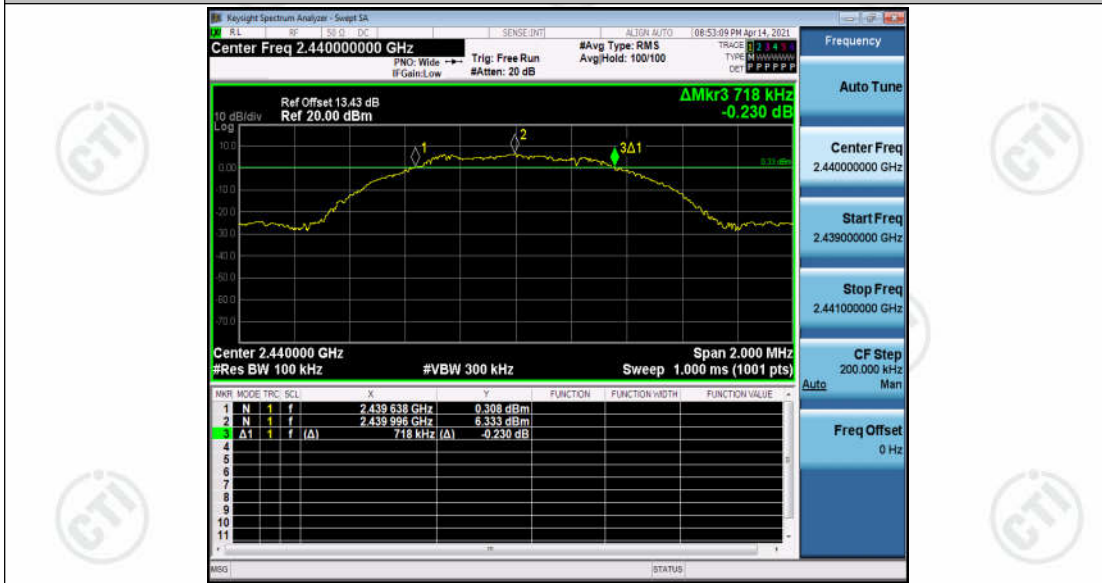
Test Result

Test Mode	Antenna	Channel	DTS BW [MHz]	FL[MHz]	FH[MHz]	Limit[MHz]	Verdict
BLE	Ant1	2402	0.706	2401.648	2402.354	0.5	PASS
		2440	0.718	2439.638	2440.356	0.5	PASS
		2480	0.706	2479.654	2480.360	0.5	PASS

Test Graphs



BLE_Ant1_2402



BLE_Ant1_2440

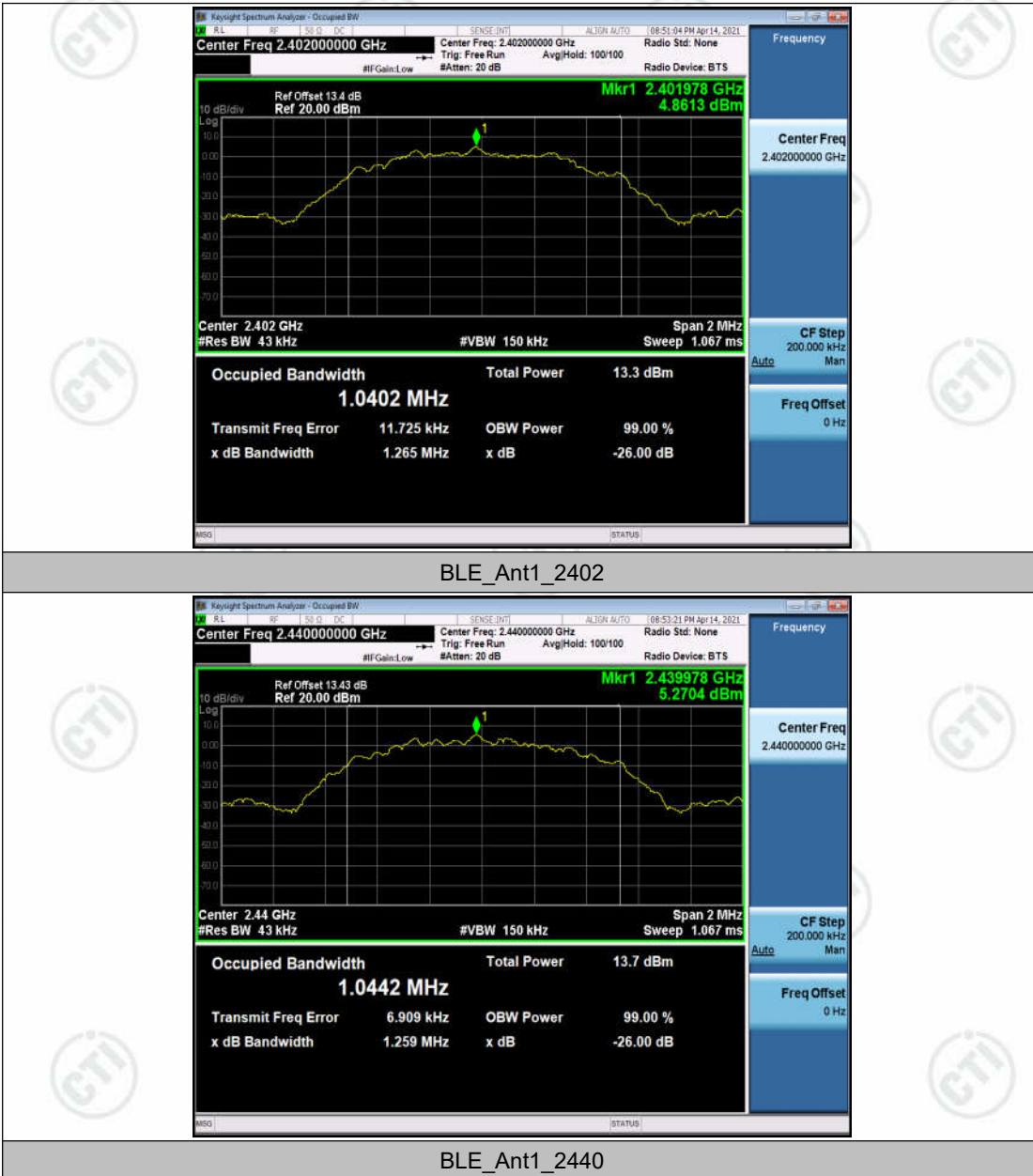


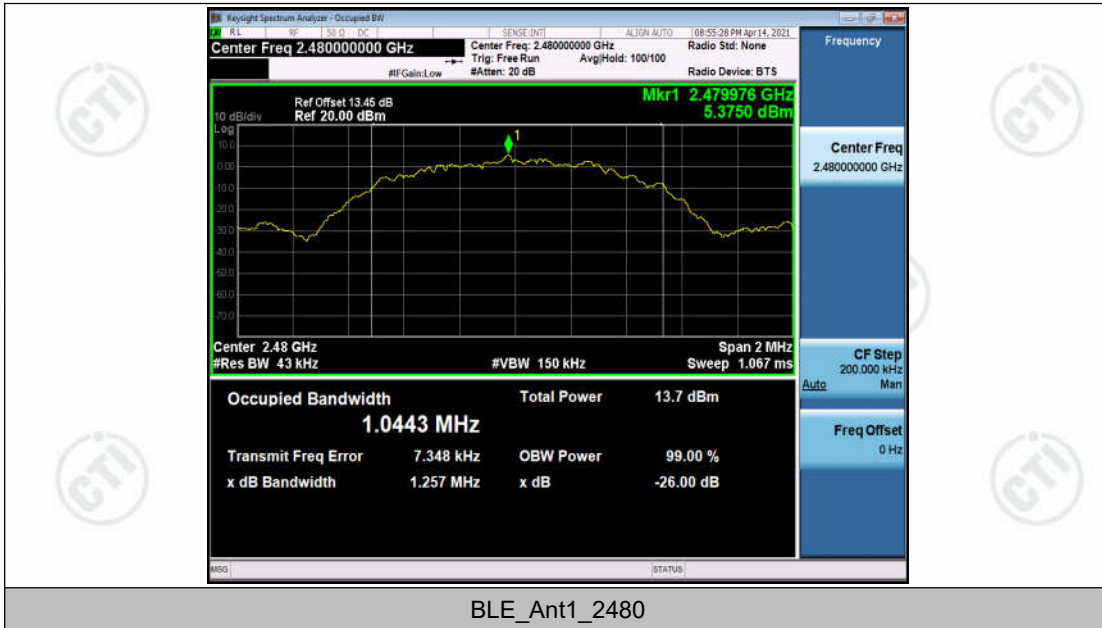
Appendix B: Occupied Channel Bandwidth

Test Result

Test Mode	Antenna	Channel	OCB [MHz]	FL[MHz]	FH[MHz]	Limit[MHz]	Verdict
BLE	Ant1	2402	1.0402	2401.492	2402.532	---	PASS
		2440	1.0442	2439.485	2440.529	---	PASS
		2480	1.0443	2479.485	2480.530	---	PASS

Test Graphs





BLE_Ant1_2480

Appendix C: Maximum conducted output power

Test Result

Test Mode	Antenna	Channel	Result[dBm]	Limit[dBm]	Verdict
BLE	Ant1	2402	6.81	<=30	PASS
		2440	7.24	<=30	PASS
		2480	7.32	<=30	PASS

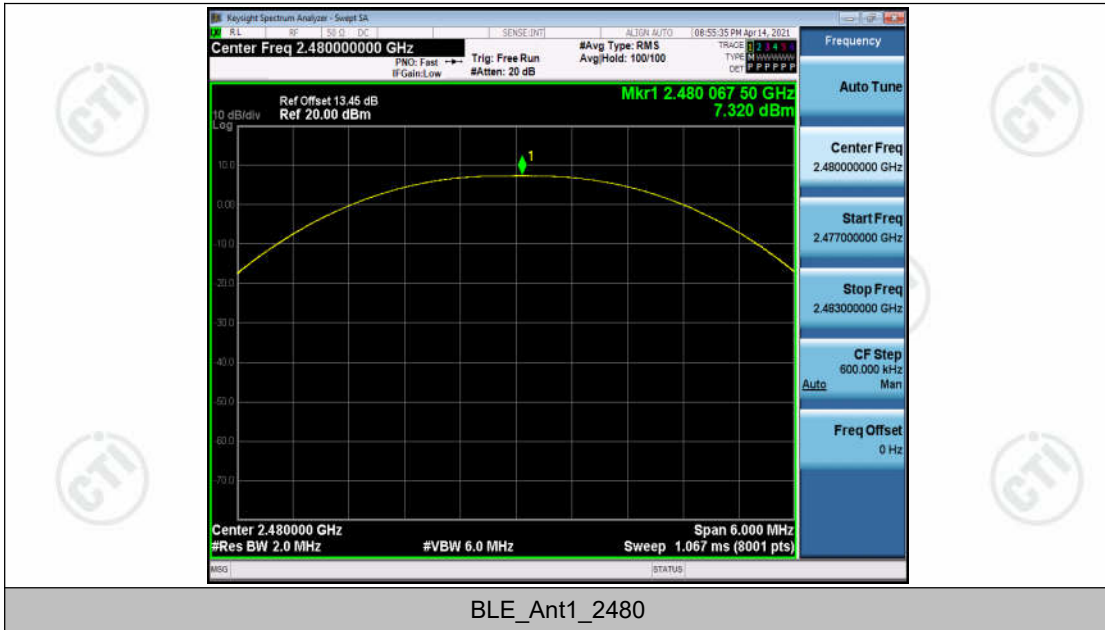
Test Graphs



BLE_Ant1_2402



BLE_Ant1_2440



Appendix D: Maximum power spectral density

Test Result

Test Mode	Antenna	Channel	Result[dBm/3-100kHz]	Limit[dBm/3kHz]	Verdict
BLE	Ant1	2402	-1.47	<=8	PASS
		2440	-0.91	<=8	PASS
		2480	-1.1	<=8	PASS

Test Graphs



BLE_Ant1_2402



BLE_Ant1_2440

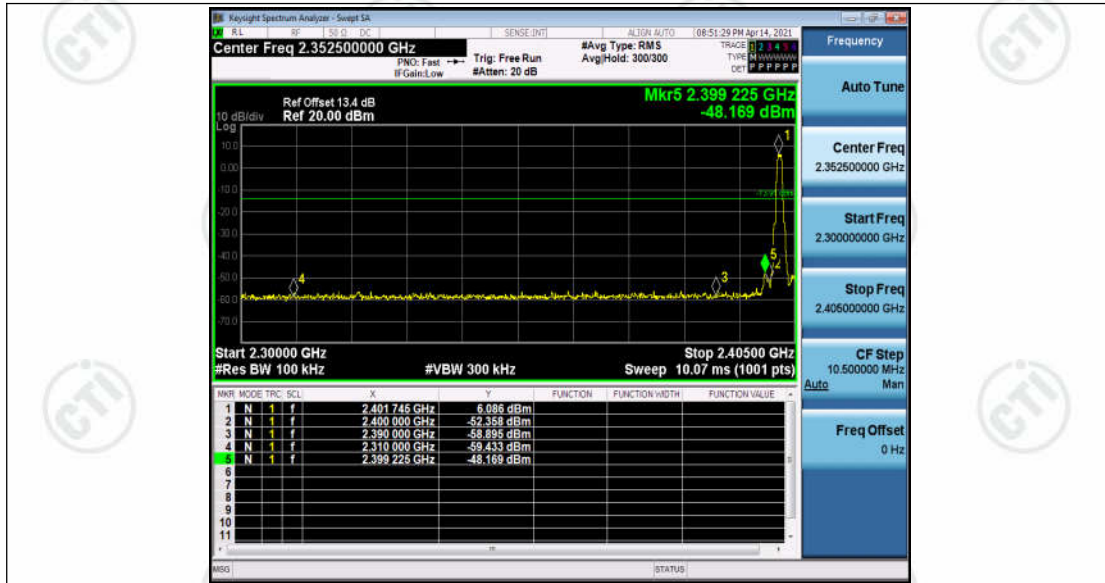


Appendix E: Band edge measurements

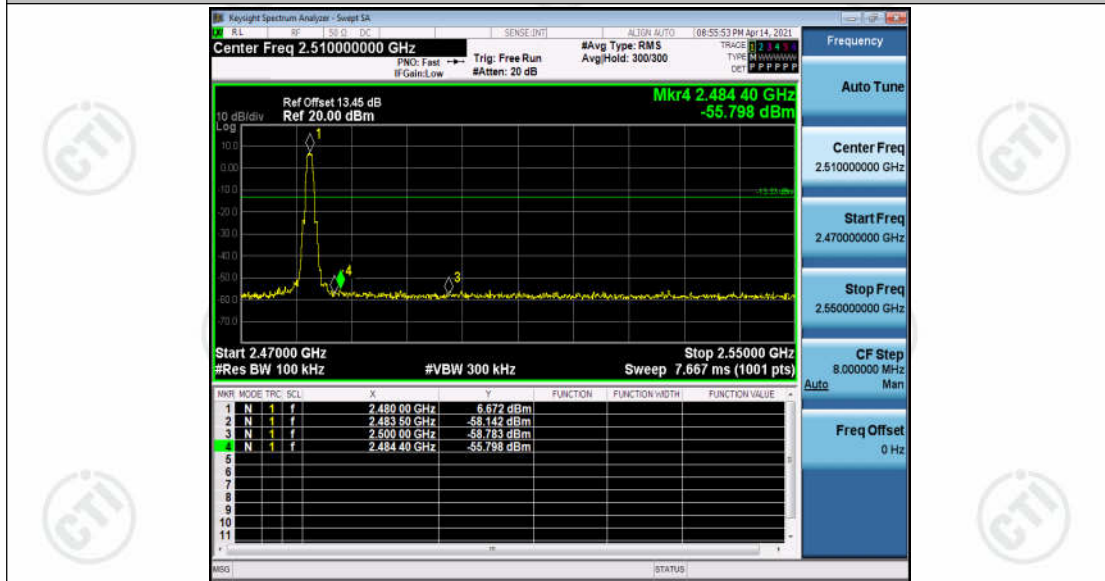
Test Result

Test Mode	Antenna	ChName	Channel	RefLevel[dBm]	Result[dBm]	Limit[dBm]	Verdict
BLE	Ant1	Low	2402	6.09	-48.17	<=-13.91	PASS
		High	2480	6.67	-55.8	<=-13.33	PASS

Test Graphs



BLE_Ant1_Low_2402



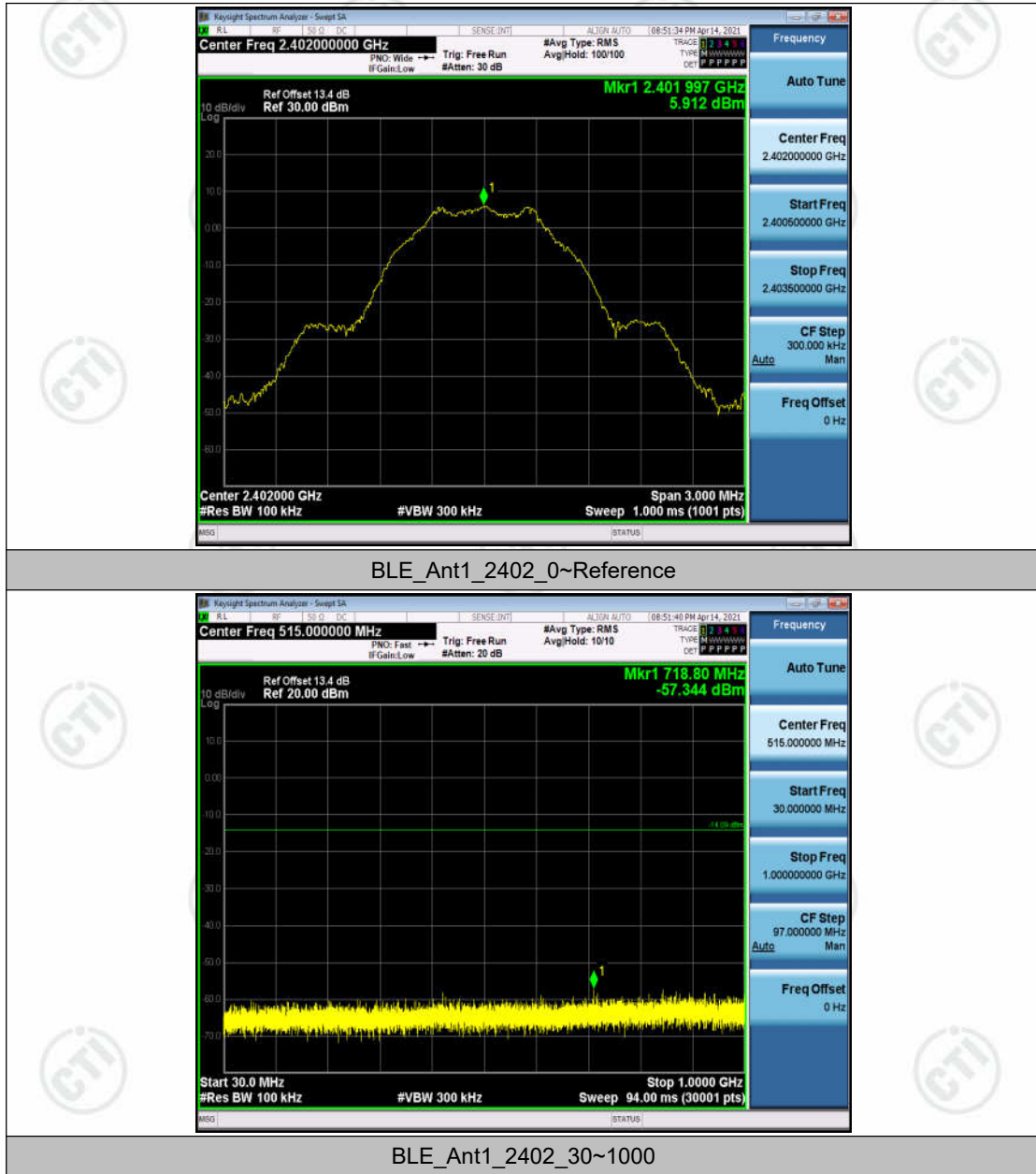
BLE_Ant1_High_2480

Appendix F: Conducted Spurious Emission

Test Result

Test Mode	Antenna	Channel	FreqRange [MHz]	RefLevel [dBm]	Result[dBm]	Limit[dBm]	Verdict
BLE	Ant1	2402	Reference	5.91	5.91	---	PASS
			30~1000	30~1000	-57.344	<=-14.088	PASS
			1000~26500	1000~26500	-49.903	<=-14.088	PASS
		2440	Reference	6.37	6.37	---	PASS
			30~1000	30~1000	-57.834	<=-13.627	PASS
			1000~26500	1000~26500	-49.81	<=-13.627	PASS
		2480	Reference	6.51	6.51	---	PASS
			30~1000	30~1000	-58.151	<=-13.488	PASS
			1000~26500	1000~26500	-49.665	<=-13.488	PASS

Test Graphs

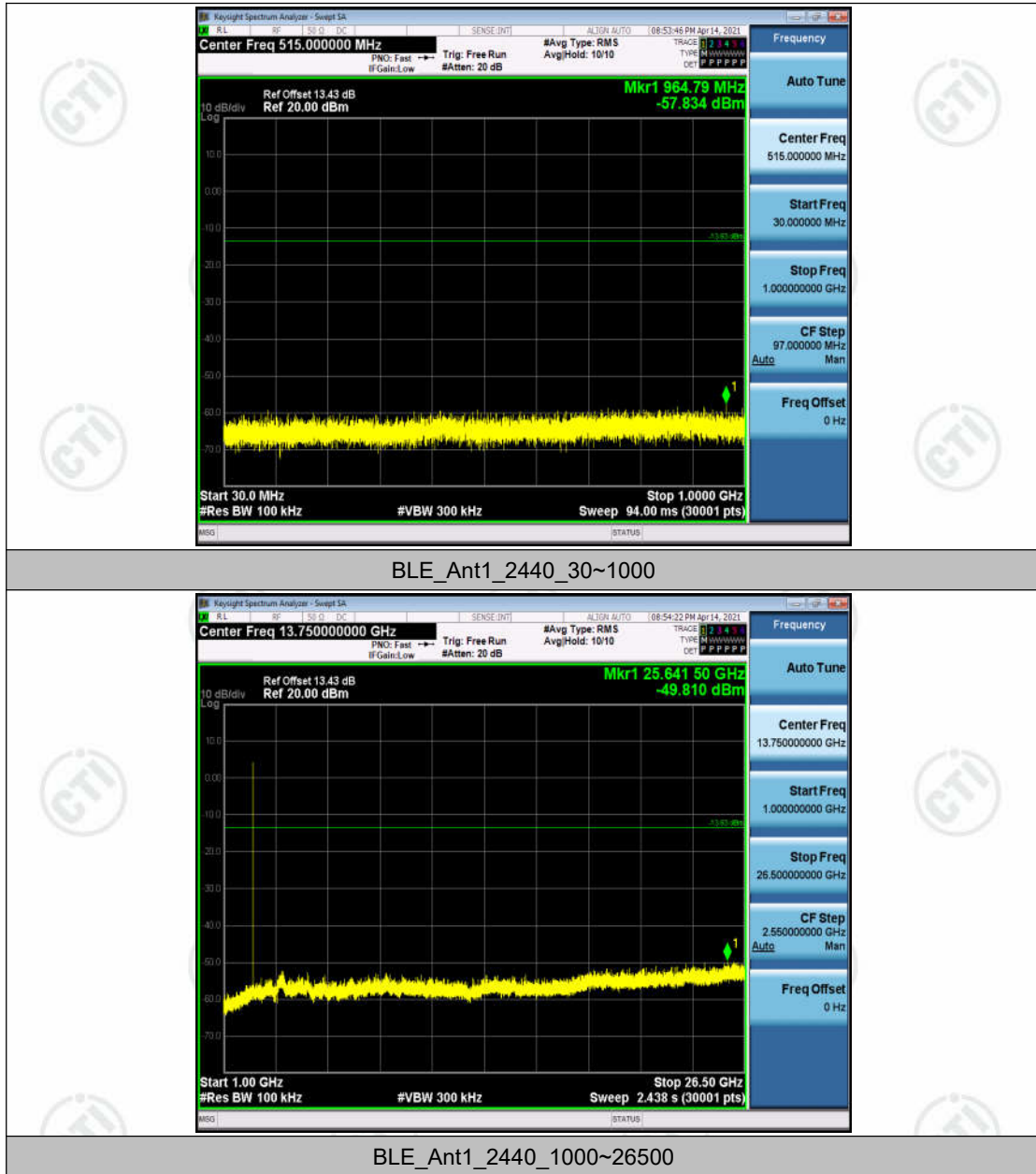


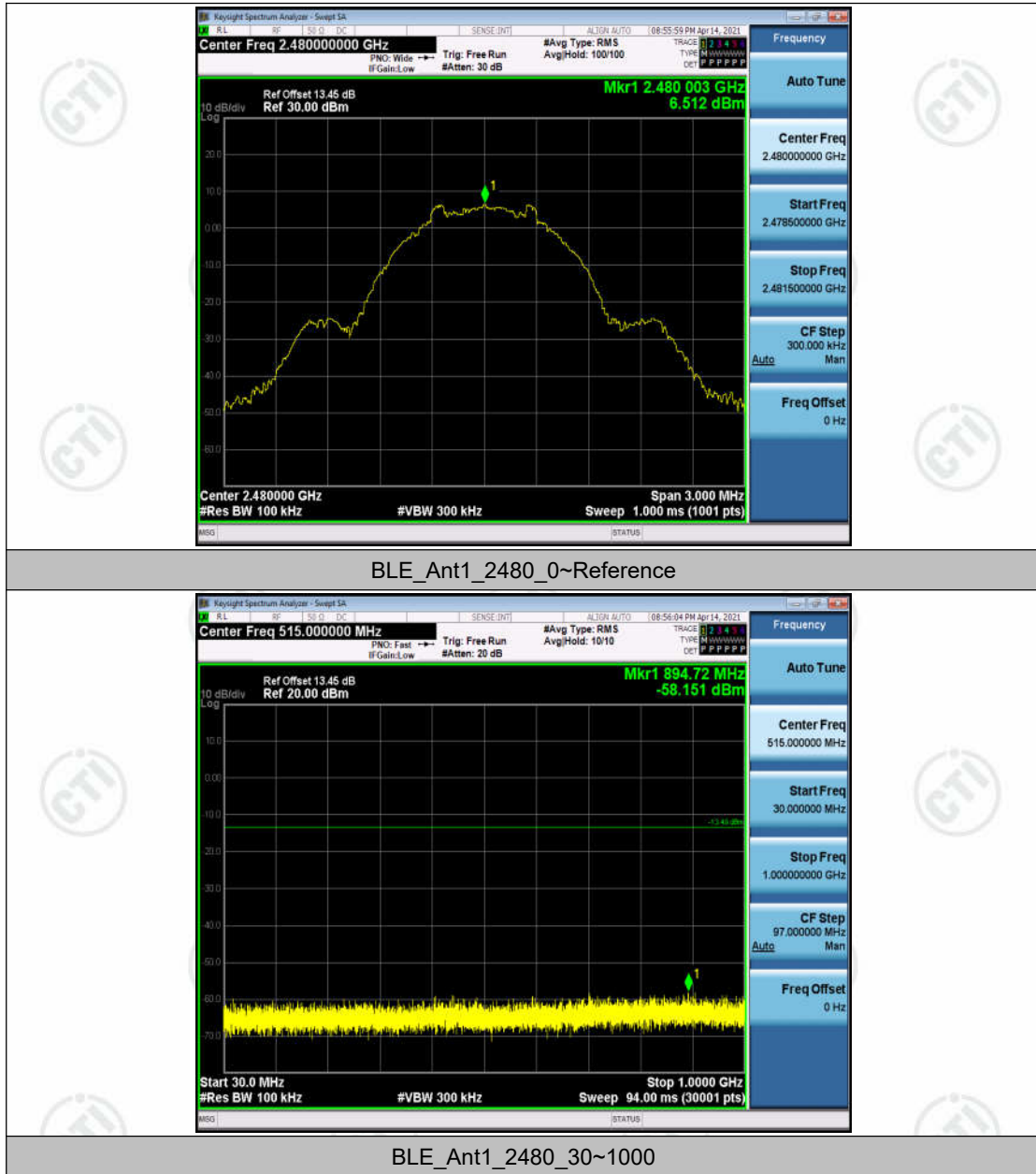


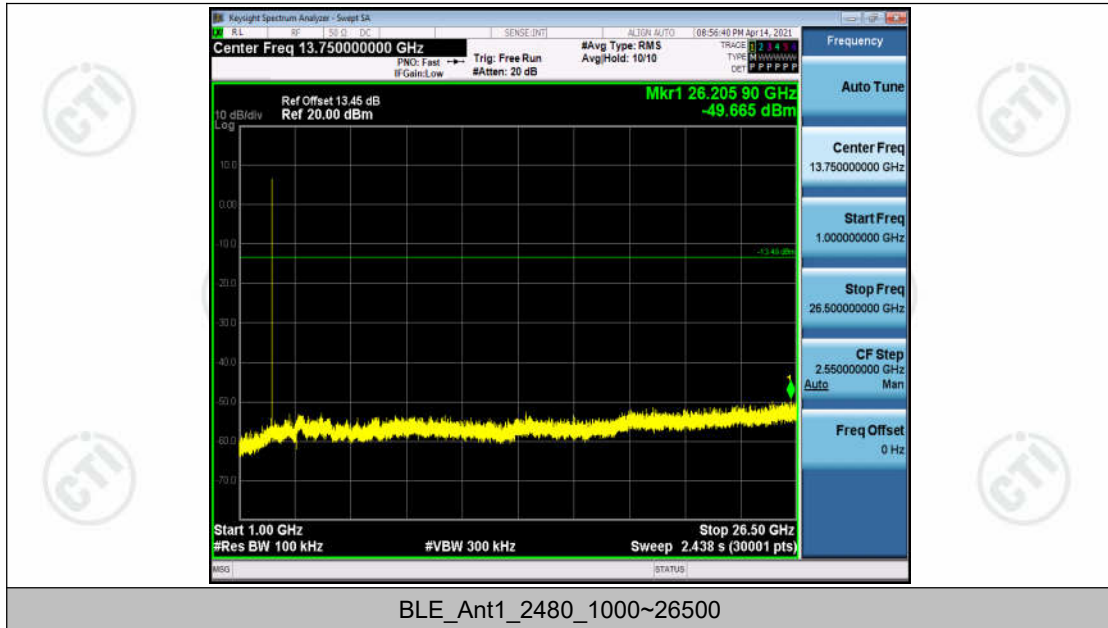
BLE_Ant1_2402_1000~26500



BLE_Ant1_2440_0~Reference







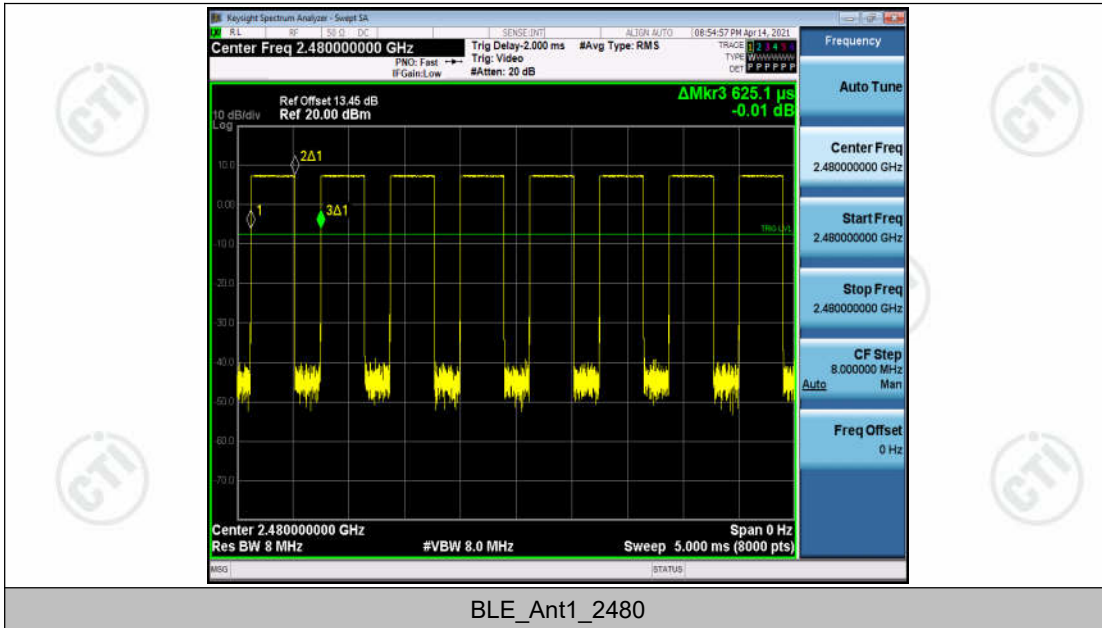
Appendix G: Duty Cycle

Test Result

Test Mode	Antenna	Channel	Transmission Duration [ms]	Transmission Period [ms]	Duty Cycle [%]	Limit	Verdict
BLE	Ant1	2402	0.39	0.63	62.70	---	PASS
		2440	0.39	0.63	62.80	---	PASS
		2480	0.39	0.63	62.80	---	PASS

Test Graphs





*** End of Report ***