

SAR Test Setup Photographs


- Body SAR Test Photo

■ Test Setup Photo (Liquid depth)



Note: The liquid depth is maintained at a minimum depth of 15 cm to minimize reflections from the upper surface.



■ DUT Photo




■ Test Setup Photo (Body SAR Test Photo)





■ Test Setup Photo (Front)




■ Test Setup Photo (Rear)



■ Test Setup Photo (Left 90°)



■ Test Setup Photo (Left 67.5°)



■ Test Setup Photo (Left 45°)

