



FCC ID:BOUSA3CNT08K

AUDIX Technology (Shenzhen) Co., Ltd.

FCC PART 15C TEST REPORT FOR CERTIFICATION
On Behalf of

Philips Electronics Hong Kong Ltd.

GoGear Connect, WiFi MP3 Player

Model Number	Brand Name
SA3CNTxyz/**	PHILIPS

Test Model No.: SA3CNT08K/37, SA3CNT08S/37
SA3CNT08K/17, SA3CNT08S/17

FCC ID: BOUSA3CNT08K

Prepared for : Philips Electronics Hong Kong Ltd.
5/F., Philips Electronics Building No.5 Science Park East
Avenue, Hong Kong Science Park, Shatin, New
Territories, Hong Kong

Prepared By : Audix Technology (Shenzhen) Co., Ltd.
No. 6, Ke Feng Rd., 52 Block,
Shenzhen Science & Industrial Park,
Nantou, Shenzhen, Guangdong, China

Tel: (0755) 26639496

Report Number : ACS-F11200
Date of Test : Aug.03~Sep.16, 2011
Date of Report : Sep.16, 2011

TABLE OF CONTENTS

<u>Description</u>	<u>Page</u>
1. SUMMARY OF STANDARDS AND RESULTS.....	1-1
1.1. Description of Standards and Results	1-1
2. GENERAL INFORMATION	2-1
2.1. Description of Device (EUT)	2-1
2.2. Test Information.....	2-3
2.3. Tested Supporting System Details	2-3
2.4. Block Diagram of Test Setup.....	2-3
2.5. Test Facility	2-4
2.6. Measurement Uncertainty (95% confidence levels, k=2)	2-4
3. POWER LINE CONDUCTED EMISSION TEST	3-1
3.1. Test Equipments.....	3-1
3.2. Block Diagram of Test Setup.....	3-1
3.3. Power Line Conducted Emission Test Limits.....	3-1
3.4. Configuration of EUT on Test	3-2
3.5. Operating Condition of EUT.....	3-2
3.6. Test Procedure.....	3-2
3.7. Power Line Conducted Emission Test Results	3-2
4. RADIATED EMISSION TEST	4-1
4.1. Test Equipment	4-1
4.2. Block Diagram of Test Setup.....	4-1
4.3. Radiated Emission Limit.....	4-2
4.4. EUT Configuration on Test.....	4-3
4.5. Operating Condition of EUT.....	4-3
4.6. Test Procedure.....	4-3
4.7. Radiated Emission Test Results	4-4
5. CONDUCTED SPURIOUS EMISSIONS.....	5-1
5.1. Test Equipment	5-1
5.2. Limit.....	5-1
5.3. Test Procedure.....	5-1
6. BAND EDGE COMPLIANCE TEST	6-1
6.1. Test Equipment	6-1
6.2. Limit.....	6-1
6.3. Test Produce	6-1
6.4. Test Results	6-1
7. 6dB Bandwidth Test.....	7-1
7.1. Test Equipment	7-1
7.2. Limit.....	7-1
7.3. Test Procedure.....	7-1
7.4. Test Results	7-1
8. OUTPUT POWER TEST.....	8-1
8.1. Test Equipment	8-1
8.2. Limit (FCC Part 15C 15.247 b(3)).....	8-1
8.3. Test Procedure.....	8-1
8.4. Test Results	8-1
9. POWER SPECTRAL DENSITY TEST	9-1

9.1.	Test Equipment	9-1
9.2.	Limit.....	9-1
9.3.	Test Procedure.....	9-1
9.4.	Test Results	9-2
10.	ANTENNA REQUIREMENT	10-1
10.1.	STANDARD APPLICABLE.....	10-1
10.2.	ANTENNA CONNECTED CONSTRUCTION	10-1
11.	DEVIATION TO TEST SPECIFICATIONS.....	11-1
12.	PHOTOGRAPH OF TEST	12-1
12.1.	Photos of Power Line Conducted Emission Test.....	12-1
12.2.	Photos of Radiated Emission Test.....	12-2
13.	PHOTOGRAPH OF EUT	13-1



Reg. No.: DAT-P-091/99-01

TEST REPORT CERTIFICATION

Applicant : Philips Electronics Hong Kong Ltd.
 Manufacturer : Keen High Technologies Ltd.
 EUT Description : GoGear Connect, WiFi MP3 Player
 FCC ID : BOUSA3CNT08K

(A) MODEL NO.	Model Number	Brand Name
	SA3CNTxxyz/**	PHILIPS

(B) Test Model : SA3CNT08K/37, SA3CNT08S/37
 SA3CNT08K/17, SA3CNT08S/17

(C) POWER SUPPLY : DC5V From PC Input

(D) TEST VOLTAGE : DC 5V From PC Input, AC 120V/60Hz

Tested for comply with:
 FCC Rules and Regulations Part 15 Subpart C: 2008
 Test procedure used:
 ANSI C63.10:2009

The device described above is tested by AUDIX TECHNOLOGY (SHENZHEN) CO., LTD. to confirm comply with all the FCC Part 15 Subpart C requirements.

The test results are contained in this test report and AUDIX TECHNOLOGY (SHENZHEN) CO., LTD. is assumed full responsibility for the accuracy and completeness of these tests. This report contains data that are not covered by the NVLAP accreditation. Also, this report shows that the Equipment Under Test (EUT) is to be technically compliant with the FCC and IC requirements.

This Report is made under FCC Part 2.1075. No modifications were required during testing to bring this product into compliance.

This report applies to above tested sample only. This report shall not be reproduced in part without written approval of AUDIX TECHNOLOGY (SHENZHEN) CO., LTD.

The report must not be used by the client to claim product certification, approval, or endorsement by NVLAP, NIST, or any agency of the federal government.

Date of Test : Aug.03~Sep.16, 2011 Report of date: Sep.16, 2011

Prepared by : Cerry He
 Cerry He/ Assistant

Reviewer by : Sunny Lu
 Sunny Lu / Supervisor



Approved & Authorized Signer : Ken Lu
 Ken Lu / Manager

1. SUMMARY OF STANDARDS AND RESULTS

1.1. Description of Standards and Results

The EUT have been tested according to the applicable standards as referenced below.

EMISSION		
Description of Test Item	Standard	Results
Power Line Conducted Emission	FCC Part 15: 15.207 ANSI C63.10: 2009	PASS
Radiated Emission	FCC Part 15: 15.209 ANSI C63.10: 2009	PASS
Band Edge Compliance	FCC Part 15: 15.247 ANSI C63.10: 2009	PASS
Conducted spurious emissions	FCC Part 15: 15.247 ANSI C63.10: 2009	PASS
6dB Bandwidth	FCC Part 15: 15.247 ANSI C63.10: 2009	PASS
Peak Output Power	FCC Part 15: 15.247 ANSI C63.10: 2009	PASS
Power Spectral Density	FCC Part 15: 15.247 ANSI C63.10: 2009	PASS
Antenna requirement	FCC Part 15: 15.203	PASS

2. GENERAL INFORMATION

2.1. Description of Device (EUT)

Product Name : GoGear Connect, WiFi MP3 Player

Model Number :	Model Number	Brand Name
	SA3CNTxxyz/**	PHILIPS

TEST Model No. : SA3CNT08K/37, SA3CNT08S/37
SA3CNT08K/17, SA3CNT08S/17

The EUT have four main model numbers, The difference are memory flash and colour in plastic only, all the other things are the same like PCB layout, circuit and RF module.

GoGear “Connect”, WiFi MP3 Player with model SA3CNTxxyz/** consist of the various stroke versions which are identical in electrical, mechanical and physical construction. The last two charters ”y” and “z” representative of the following differences. The “y” denoted can be A-W consist of the different cabinet colour only.

The “z” denoted can be A-X or blank consist of the various accessories by-packed and/or packaging used.

Stroke number representative of the country of destination are differences /**

/07 denoted sales for Cabada only. Ordinary product packaging in D-box type.

/17 denote sales for U.S.A only. Ordinary product packaging in D-box type.

/37 denote sales for U.S.A and Canada. Ordinary product packaging in D-box type.

Memory Size 8GB : SA3CNTxxyz/**, “xx” denoted the flash memory size as 8GB.

Memory Size 16GB : SA3CNTxxyz/**, “xx” denoted the flash memory size as 16GB.

Memory Size 32GB: SA3CNTxxyz/**, “xx” denoted the flash memory size as 32GB.

FCC ID : BOUSA3CNT08K

Operation Frequency : IEEE 802.11b: 2412MHz—2462MHz
IEEE 802.11g: 2412MHz—2462MHz
IEEE802.11n HT20: 2412MHz—2462MHz
IEEE802.11n HT40: 2422MHz—2452MHz

Channel Number : IEEE 802.11b/g, IEEE 802.11n HT20: 11 Channels
IEEE 802.11n HT40: 7Channels

Modulation Technology : IEEE 802.11b: DSSS(CCK,DQPSK,DBPSK)
IEEE 802.11g: OFDM(64QAM, 16QAM, QPSK, BPSK)
IEEE 802.11n HT20,HT40: OFDM (64QAM, 16QAM,
QPSK,BPSK)

Antenna Assembly : PCB, 1.5dBi Peak gain
Gain

Applicant : Philips Electronics Hong Kong Ltd.
5/F.,Philips Electronics Building No.5 Science Park East
Avenue, Hong Kong Science Park, Shatin, New Territories,
Hong Kong

Factory : Keen High Technologies Ltd.
Ze Da Li Industrial Zone, Jian-An 1 Road, New-High
Technologies area, Tang Wei, Fuyong, Bao-An, Shenzhen

Product Dimensions : 112mm(L)*59mm(W)*11mm(H)

USB Cable : Shielded, Detachable, 0.3m(Bonded one ferrite core)

Earphone : Manufacturer: Philips
Model: AY3840
Cable: Detachable,1.0m

Date of Test : Aug.03~30, 2011

Date of Receipt : Aug.03, 2011

Sample Type : Prototype production

Note: This EUT have four main model numbers, SA3CNT08K/37, SA3CNT08S/37, SA3CNT08K/17, SA3CNT08S/17, The difference between then is the colour only, all the other things like PCB Layout, circuit, RF module are the same
According to exploratory testing, the result of the SA3CNT08K/37 which be showed in test report is worst.

2.2. Test Information

A special test software was used to control EUT work in Continuous TX mode(100% duty cycle), and select test channel, wireless mode and data rate.

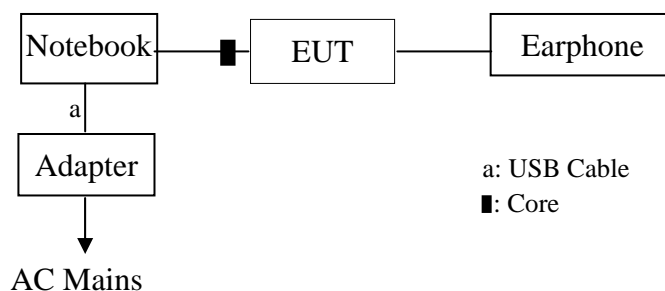
Tested mode, channel, and data rate information			
Mode	data rate (Mbps)(see Note)	Channel	Frequency (MHz)
IEEE 802.11b	11	Low :CH1	2412
	11	Middle: CH6	2437
	11	High: CH11	2462
IEEE 802.11g	54	Low :CH1	2412
	54	Middle: CH6	2437
	54	High: CH11	2462
IEEE 802.11n HT20	6.5	Low :CH1	2412
	6.5	Middle: CH6	2437
	6.5	High: CH11	2462
IEEE 802.11n HT40	13.5	Low :CH1	2422
	13.5	Middle: CH4	2437
	13.5	High: CH7	2452

Note1: According exploratory test, EUT will have maximum PK output power in those data rate, so those data rate were used for all test.

2.3. Tested Supporting System Details

No	Description	ACS No.	Manufacturer	Model	Serial Number	Approved type
1.	Notebook	---	DELL	PP09S	N/A	<input checked="" type="checkbox"/> FCC DoC <input checked="" type="checkbox"/> BSMI ID: R41108
Power Cord: Unshielded, Detachable, 1.8m Power Adapter: Manufacturer: DELL, M/N: LA65NS1-00 Cable: Unshielded, Detachable, 4.0m(Bond one ferrite core)						

2.4. Block Diagram of Test Setup



(EUT: GoGear Connect, WiFi MP3 Player)

2.5. Test Facility

Site Description

Name of Firm : Audix Technology (Shenzhen) Co., Ltd.
No. 6, Ke Feng Rd., 52 Block, Shenzhen
Science & Industrial Park, Nantou, Shenzhen,
Guangdong, China

3m Anechoic Chamber : Certificated by FCC, USA
Registration Number: 90454
Valid Date: Mar.31, 2012

3m & 10m Anechoic Chamber : Certificated by FCC, USA
Registration Number: 794232
Valid Date: Dec.30, 2012

EMC Lab. : Certificated by Industry Canada
Registration Number: IC 5183A-1
Valid Date: Jul.02, 2011

: Certificated by DAkkS, Germany
Registration No: D-PL-12151-01-01
Valid Date: Feb.01, 2014

Accredited by NVLAP, USA
NVLAP Code: 200372-0
Valid Date: Mar.31, 2012

2.6.Measurement Uncertainty (95% confidence levels, k=2)

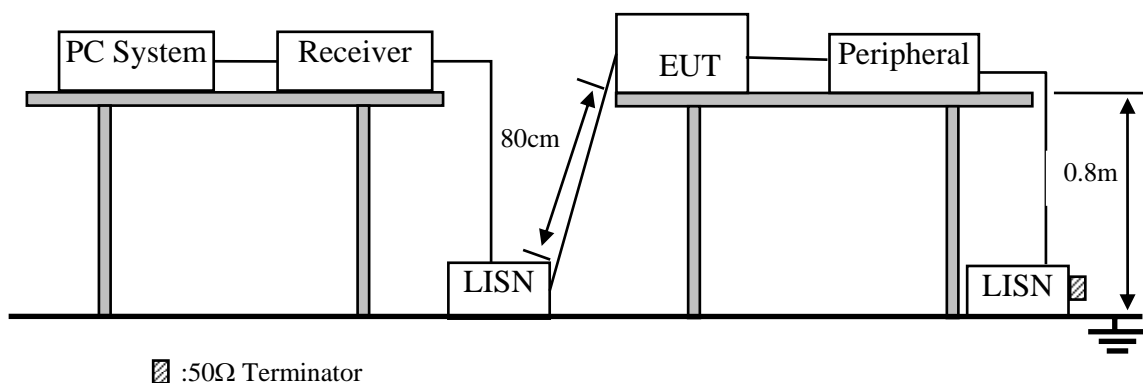
Test Item	Uncertainty
Uncertainty for Conduction emission test in No. 1 Conduction	3.2 dB (150KHz to 30MHz)
Uncertainty for Radiation Emission test in 3m chamber	3.6 dB(30~200MHz, Polarize: H)
	3.7 dB(30~200MHz, Polarize: V)
	4.0 dB(200M~1GHz, Polarize: H)
	3.7 dB(200M~1GHz, Polarize: V)
Uncertainty for Radiation Emission test in 3m chamber (1GHz-18GHz)	3.1dB (Distance: 3m Polarize: V)
	3.7 dB (Distance: 3m Polarize: H)
Uncertainty for Radiated Spurious Emission test in RF chamber	3.57 dB
Uncertainty for Conduction Spurious emission test	2.00 dB
Uncertainty for Output power test	0.73 dB
Uncertainty for Power density test	2.00 dB
Uncertainty for Frequency range test	7×10^{-8}
Uncertainty for Bandwidth test	83 kHz
Uncertainty for DC power test	0.038 %
Uncertainty for test site temperature and humidity	0.6°C
	3%

3. POWER LINE CONDUCTED EMISSION TEST

3.1. Test Equipments

Item	Equipment	Manufacturer	Model No.	Serial No.	Last Cal.	Cal. Interval
1.	Test Receiver	Rohde & Schwarz	ESHS10	838693/001	Nov.05, 10	1 Year
2.	L.I.S.N.#1	Rohde & Schwarz	ESH2-Z5	834066/011	Nov.05, 10	1 Year
3.	L.I.S.N.#3	Kyoritsu	KNW-242C	8-1920-1	May 08, 11	1 Year
4.	Terminator	Hubersuhner	50Ω	No. 1	May 08, 11	1 Year
5.	RF Cable	Fujikura	3D-2W	LISN Cable 1#	May 08, 11	1Year
6.	Coaxial Switch	Anritsu	MP59B	M55367	May 08, 11	1 Year
7.	Passive Probe	Rohde & Schwarz	ESH2-Z3	299.7810.52	May 08, 11	1 Year
8.	Pulse Limiter	Rohde & Schwarz	ESH3-Z2	100341	May 08, 11	1 Year

3.2. Block Diagram of Test Setup



3.3. Power Line Conducted Emission Test Limits

Frequency	Maximum RF Line Voltage	
	Quasi-Peak Level dB(μV)	Average Level dB(μV)
150kHz ~ 500kHz	66 ~ 56*	56 ~ 46*
500kHz ~ 5MHz	56	46
5MHz ~ 30MHz	60	50

Notes: 1. * Decreasing linearly with logarithm of frequency.

2. The lower limit shall apply at the transition frequencies.

3.4. Configuration of EUT on Test

The following equipment are installed on Power Line Conducted Emission Test to meet the commission requirement and operating regulations in a manner which tends to maximize its emission characteristics in a normal application.

3.4.1. EZ Connect™ N 11n Wireless PCI Adapter (EUT)

Model Number : SA3CNT16K/37
Serial Number : N/A

3.4.2. Support Equipment: As Tested Supporting System Details, in Section 2.3.

3.5. Operating Condition of EUT

3.5.1. Setup the EUT and simulator as shown as Section 2.4.

3.5.2. Turned on the power of all equipment.

3.5.3. PC run test software to control EUT work in Tx mode.

3.6. Test Procedure

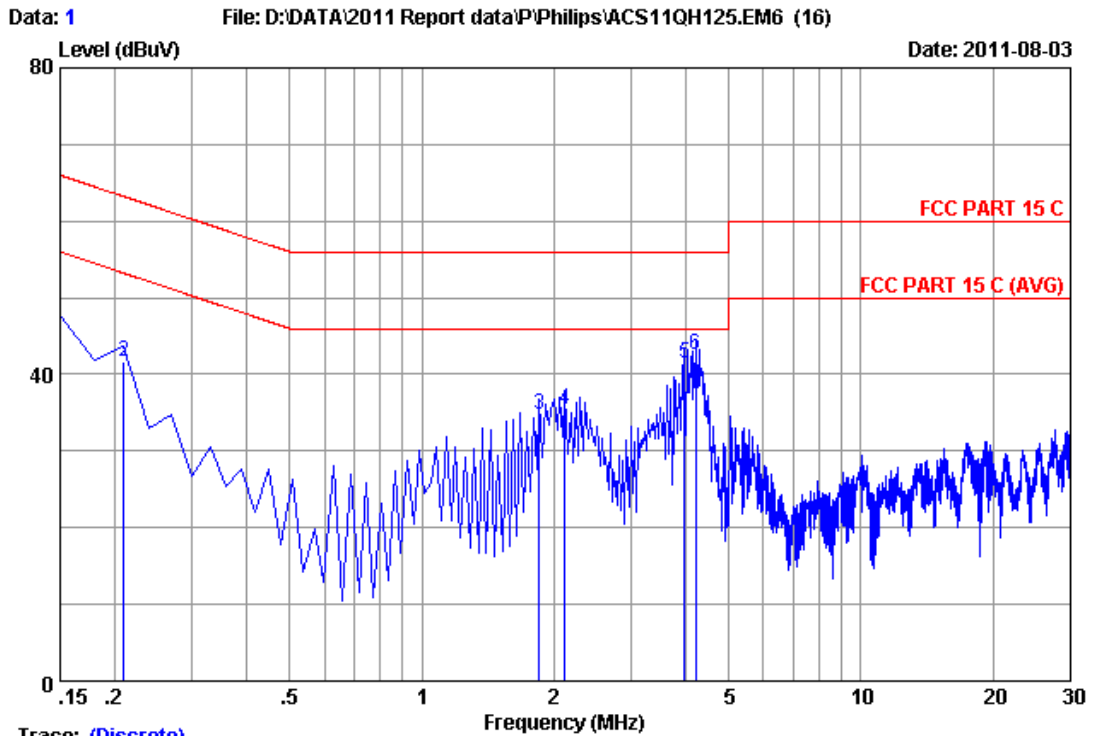
The EUT was placed on a non-metallic table, 80cm above the ground plane. The EUT Power Via PC connected to the power mains through a line impedance stabilization network (L.I.S.N. 1#). The other peripheral devices power cord connected to the power mains through a line impedance stabilization network (L.I.S.N.#3). This provides a 50 ohm coupling impedance for the EUT (Please refer the block diagram of the test setup and photographs). The AC line are checked to find out the maximum conducted emission. In order to find the maximum emission levels, the relative positions of equipment and all of the interface cables shall be changed according to ANSI C63.10: 2009 on Conducted Emission Test.

The bandwidth of test receiver (R & S ESHS10) is set at 10kHz.

The frequency range from 150kHz to 30MHz is checked.

3.7. Power Line Conducted Emission Test Results

PASS. (All emissions not reported below are too low against the prescribed limits.)

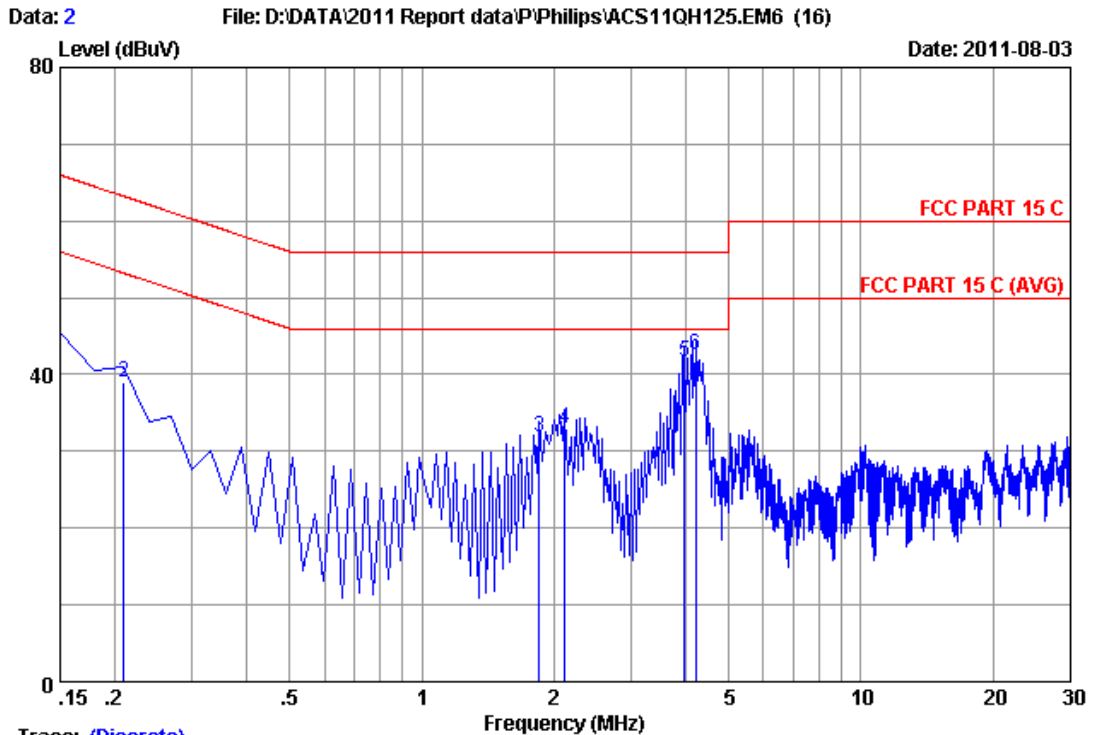


Trace: (Discrete)

Site no :1#conduction Data No :1
 Dis./Ant. :** 2011 ESH2-25 LINE
 Limit :FCC PART 15 C
 Env./Ins. :29.5°C/55% Engineer :Paul Tian
 EUT :GoGear Connect, WiFi MP3 Player
 Power Rating :DC 5 V From PC Input AC 120V/60Hz
 Test Mode :Tx Mode(WiFi)
 M/N:SA3CNT08K/37

No	Freq (MHz)	LISN Factor (dB)	Cable Loss (dB)	Reading (dBuV)	Emission Level (dBuV)	Limits (dBuV)	Margin (dB)	Remark
1	0.15000	0.17	9.98	29.64	39.79	66.00	26.21	QP
2	0.20970	0.17	9.98	31.54	41.69	63.22	21.53	QP
3	1.851	0.30	9.96	24.52	34.78	56.00	21.22	QP
4	2.120	0.31	9.96	25.25	35.52	56.00	20.48	QP
5	3.971	0.35	9.94	31.26	41.55	56.00	14.45	QP
6	4.210	0.35	9.94	32.20	42.49	56.00	13.51	QP

Remarks: 1.Emission Level=LISN Factor+Cable Loss(Include 10dB pulse limit)+Reading.
 2.If the average limit is met when using a quasi-peak detector. the EUT shall be deemed to meet both limits and measurement with average detector is unnecessary.



Trace: (Discrete)

Site no :1#conduction Data No :2
 Dis./Ant. **: 2011 ESH2-Z5 NEUTRAL
 Limit :FCC PART 15 C
 Env./Ins. :29.5°C/55% Engineer :Paul Tian
 EUT :GoGear Connect, WiFi MP3 Player
 Power Rating :DC 5 V From PC Input AC 120V/60Hz
 Test Mode :Tx Mode(WiFi)
 M/N:SA3CNT08K/37

No	Freq (MHz)	LISN Factor (dB)	Cable Loss (dB)	Reading (dBuV)	Emission Level (dBuV)	Limits (dBuV)	Margin (dB)	Remark
1	0.15000	0.21	9.98	28.29	38.48	66.00	27.52	QP
2	0.20970	0.21	9.98	28.81	39.00	63.22	24.22	QP
3	1.851	0.27	9.96	21.56	31.79	56.00	24.21	QP
4	2.120	0.27	9.96	22.65	32.88	56.00	23.12	QP
5	3.971	0.31	9.94	31.42	41.67	56.00	14.33	QP
6	4.210	0.31	9.94	32.21	42.46	56.00	13.54	QP

Remarks: 1.Emission Level=LISN Factor+Cable Loss(Include 10dB pulse limit)+Reading.
 2.If the average limit is met when using a quasi-peak detector, the EUT shall be deemed to meet both limits and measurement with average detector is unnecessary.

4. RADIATED EMISSION TEST

4.1. Test Equipment

Frequency rang: 30~1000MHz

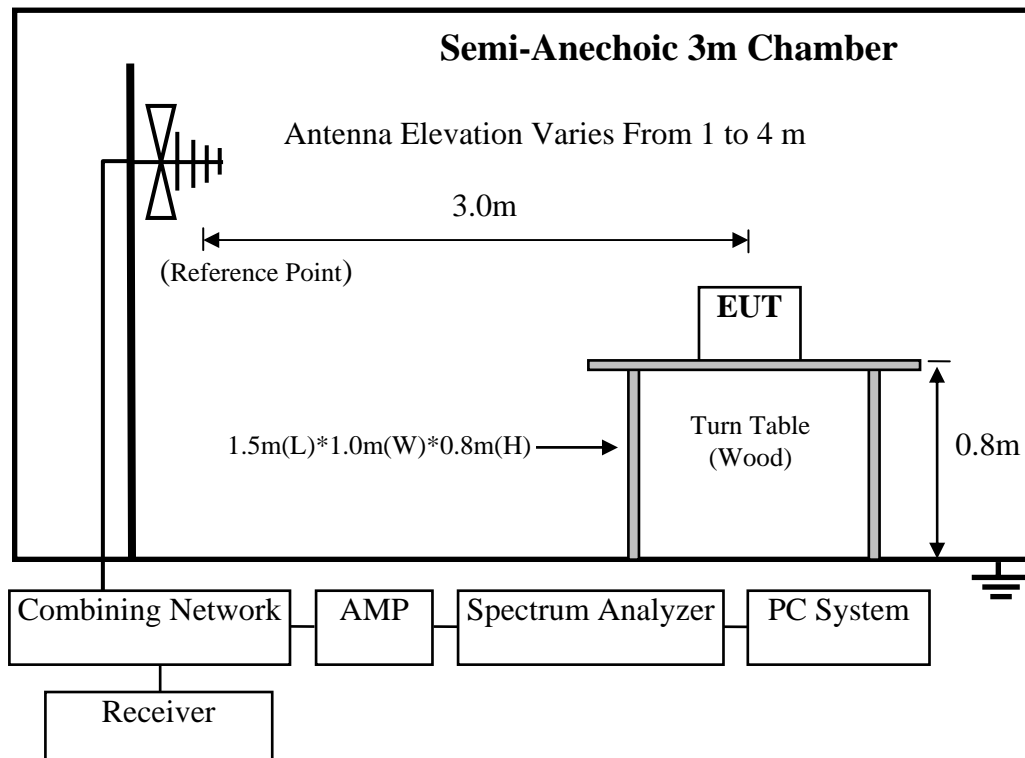
Item	Equipment	Manufacturer	Model No.	Serial No.	Last Cal.	Cal. Interval
1	3#Chamber	AUDIX	N/A	N/A	Dec.06,10	1 Year
2	EMI Spectrum	Agilent	E4407B	MY41440292	May.08, 11	1 Year
3	Test Receiver	Rohde & Schwarz	ESVS10	834468/011	May.08, 11	1 Year
4	Amplifier	HP	8447D	2648A04738	May.08, 11	1 Year
5	Bilog Antenna	Schaffner	CBL6111C	2598	Oct. 26, 10	1 Year
6	RF Cable	MIYAZAKI	8D-FB	3# Chamber No.1	May.08, 11	1 Year
7	Coaxial Switch	Anritsu	MP59B	M73989	May.08, 11	1 Year

Frequency rang: above 1GHz~18GHz

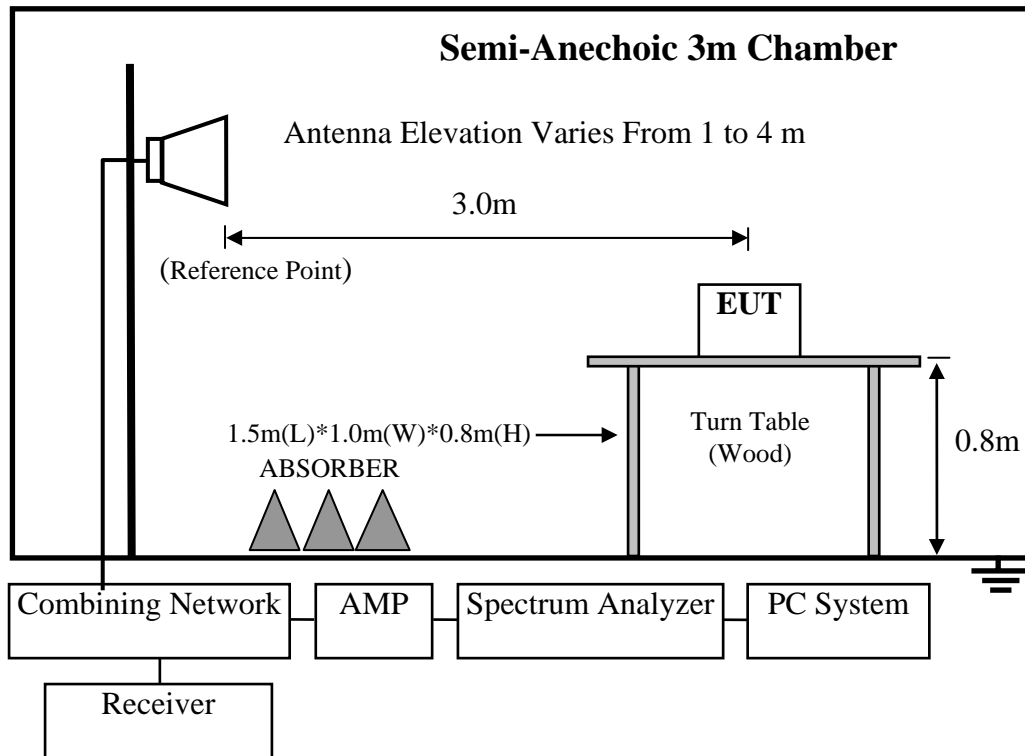
Item	Equipment	Manufacturer	Model No.	Serial No.	Last Cal.	Cal. Interval
1	Spectrum Analyzer	Agilent	E4407B	MY41440292	May.08, 11	1 Year
2	Horn Antenna	EMCO	3115	9607-4877	July.01, 11	1 Year
3	Amplifier	Agilent	8449B	3008A00863	May.08, 11	1 Year
4	RF Cable	Hubersuhner	SUCOFLEX102	28622/2	May.08, 11	1 Year
5	RF Cable	Hubersuhner	SUCOFLEX102	29091/2	May.08, 11	1 Year

4.2. Block Diagram of Test Setup

For frequency range 30MHz-1000MHz



For frequency range above 1GHz~18GHz



4.3. Radiated Emission Limit

4.3.1.15.209 limits

FREQUENCY MHz	DISTANCE Meters	FIELD STRENGTHS LIMIT	
		$\mu\text{V}/\text{m}$	$\text{dB}(\mu\text{V})/\text{m}$
30 ~ 88	3	100	40.0
88 ~ 216	3	150	43.5
216 ~ 960	3	200	46.0
960 ~ 1000	3	500	54.0
Above 1000	3	74.0 $\text{dB}(\mu\text{V})/\text{m}$ (Peak) 54.0 $\text{dB}(\mu\text{V})/\text{m}$ (Average)	

Remark : (1) Emission level $\text{dB}\mu\text{V} = 20 \log$ Emission level $\mu\text{V}/\text{m}$

(2) The smaller limit shall apply at the cross point between two frequency bands.

(3) Distance is the distance in meters between the measuring instrument, antenna and the closest point of any part of the device or system.

4.3.2.15.205 Restricted bands of operation

MHz	MHz	MHz	GHz
0.090 - 0.110	16.42 - 16.423	399.9 - 410	4.5 - 5.15
¹ 0.495 - 0.505	16.69475 - 16.69525	608 - 614	5.35 - 5.46
2.1735 - 2.1905	16.80425 - 16.80475	960 - 1240	7.25 - 7.75
4.125 - 4.128	25.5 - 25.67	1300 - 1427	8.025 - 8.5
4.17725 - 4.17775	37.5 - 38.25	1435 - 1626.5	9.0 - 9.2
4.20725 - 4.20775	73 - 74.6	1645.5 - 1646.5	9.3 - 9.5
6.215 - 6.218	74.8 - 75.2	1660 - 1710	10.6 - 12.7
6.26775 - 6.26825	108 - 121.94	1718.8 - 1722.2	13.25 - 13.4
6.31175 - 6.31225	123 - 138	2200 - 2300	14.47 - 14.5
8.291 - 8.294	149.9 - 150.05	2310 - 2390	15.35 - 16.2
8.362 - 8.366	156.52475 - 156.52525	2483.5 - 2500	17.7 - 21.4
8.37625 - 8.38675	156.7 - 156.9	2690 - 2900	22.01 - 23.12
8.41425 - 8.41475	162.0125 - 167.17	3260 - 3267	23.6 - 24.0
12.29 - 12.293	167.72 - 173.2	3332 - 3339	31.2 - 31.8
12.51975 - 12.52025	240 - 285	3345.8 - 3358	36.43 - 36.5
12.57675 - 12.57725	322 - 335.4	3600 - 4400	(²)

All the emissions appearing within 15.205 restricted frequency bands shall not exceed the limits shown in 15.209, all the other emissions shall be at least 20dB below the fundamental emissions, or comply with 15.209 limits.

4.4.EUT Configuration on Test

The configurations of EUT are listed in Section 3.5.

4.5.Operating Condition of EUT

Same as Conducted Emission test that is listed in Section 3.6. except the test set up replaced by Section 4.2.

4.6.Test Procedure

EUT and its simulators are placed on a turn table, which is 0.8 meter high above ground. The turn table can rotate 360 degrees to determine the position of the maximum emission level. Power on the EUT and let it working in test mode, then test it. EUT is set 3 meters away from the receiving antenna, which is mounted on a antenna tower. The antenna can be moved up and down between 1 meter and 4 meters to find out the maximum emission level. Broadband antenna (calibrated bilog antenna) is used as receiving antenna. Both horizontal and vertical polarization of the antenna are set on test.

The bandwidth of the EMI test receiver (R&S ESVS10) is set at 120kHz for frequency range from 30MHz to 1000 MHz.

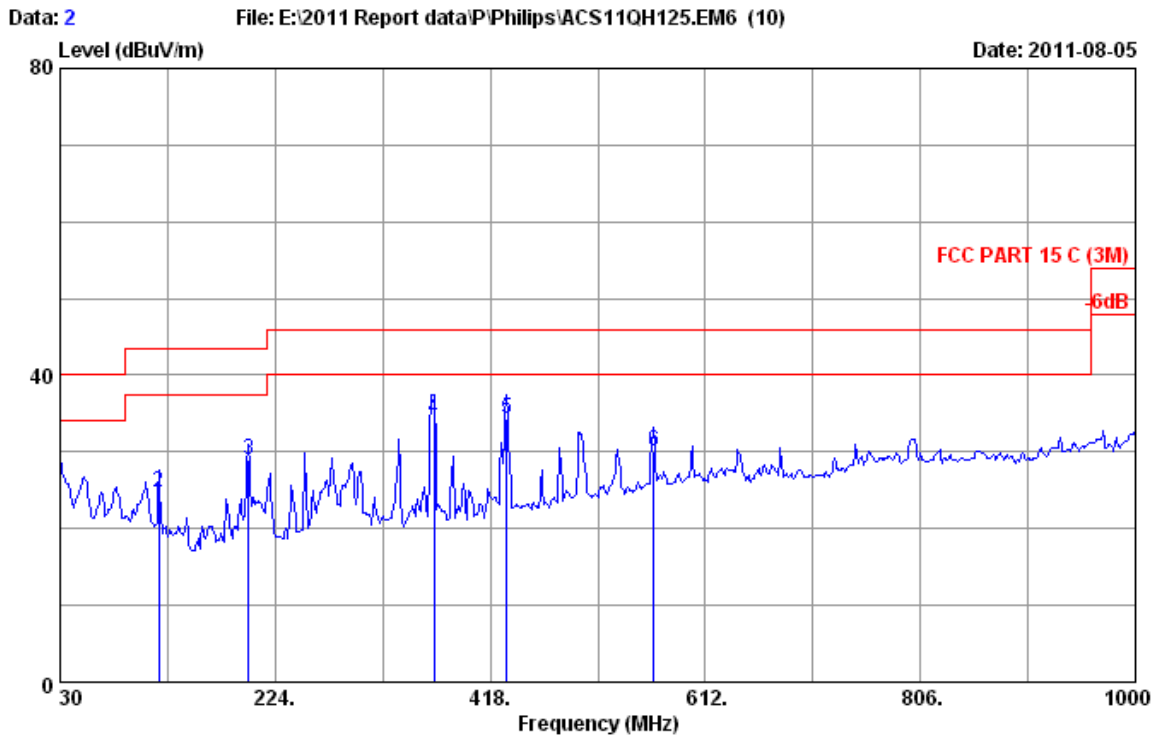
The bandwidth of the Spectrum's VBW is set at 3MHz and RBW is set at 1MHz for peak emissions measurement above 1GHz and 1MHz RBW, 10Hz VBW for average emissions measure above 1GHz

The frequency range from 30MHz to 10th harmonic (25GHz) are checked. and no any emissions were found from 18GHz to 25 GHz, So the radiated emissions from 18GHz to 25GHz were not record.

4.7. Radiated Emission Test Results

PASS.

All the emissions from 30MHz to 25 GHz were comply with 15.209 limits.

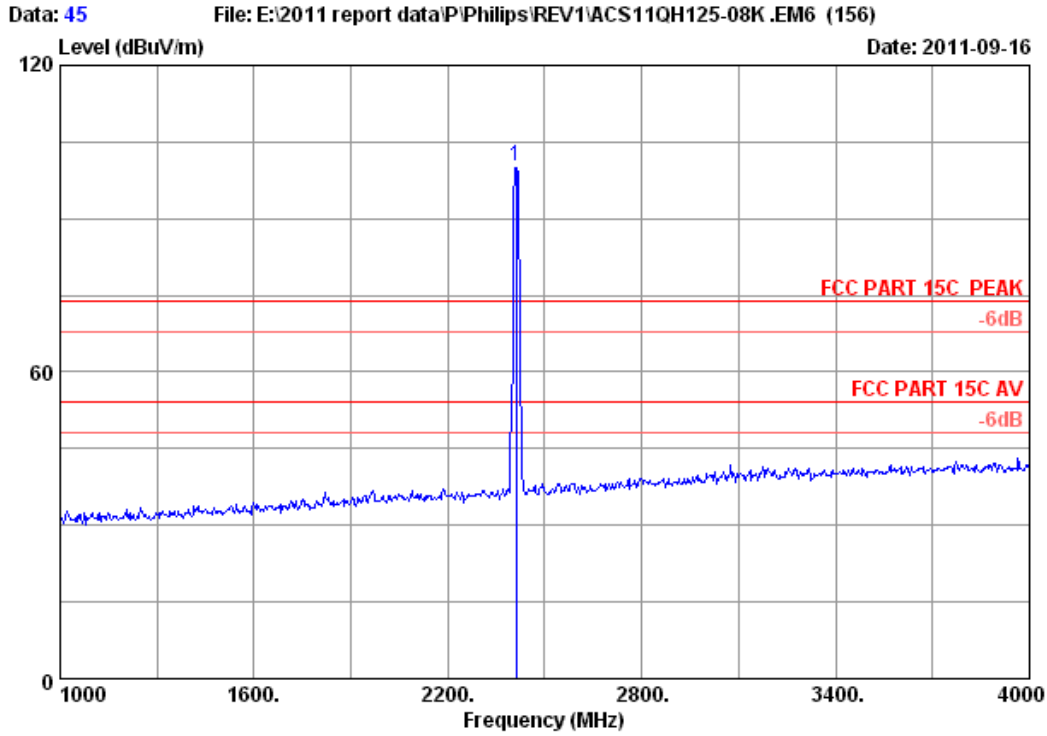


Site no. : 3m Chamber Data no. : 2
 Dis. / Ant. : 3m 2010 CBL6111C 2598 Ant. pol. : VERTICAL
 Limit : FCC PART 15 C (3M)
 Env. / Ins. : 24°C/56% Engineer : Leo_Li
 EUT : GoGear Connect, WiFi MP3 Player M/N:SA3CNT08K/37
 Power rating : DC 5V From PC Input AC 120V/60Hz
 Test Mode : Tx Mode(WiFi)

No.	Freq. (MHz)	Ant. Factor (dB/m)	Cable Loss (dB)	Reading (dBuV)	Emission Level (dBuV/m)	Limits (dBuV/m)	Margin (dB)	Remark
1	30.000	20.00	0.58	5.71	26.29	40.00	13.71	QP
2	119.240	11.86	1.30	11.52	24.68	43.50	18.82	QP
3	199.750	10.00	1.83	17.10	28.93	43.50	14.57	QP
4	367.560	15.53	3.22	15.65	34.40	46.00	11.60	QP
5	432.550	17.42	3.55	13.43	34.40	46.00	11.60	QP
6	565.440	19.61	4.32	6.21	30.14	46.00	15.86	QP

Remarks: 1. Emission Level= Antenna Factor + Cable Loss + Reading.
 2. The emission levels that are 20dB below the official limit are not reported.

Frequency: 1GHz~18GHz



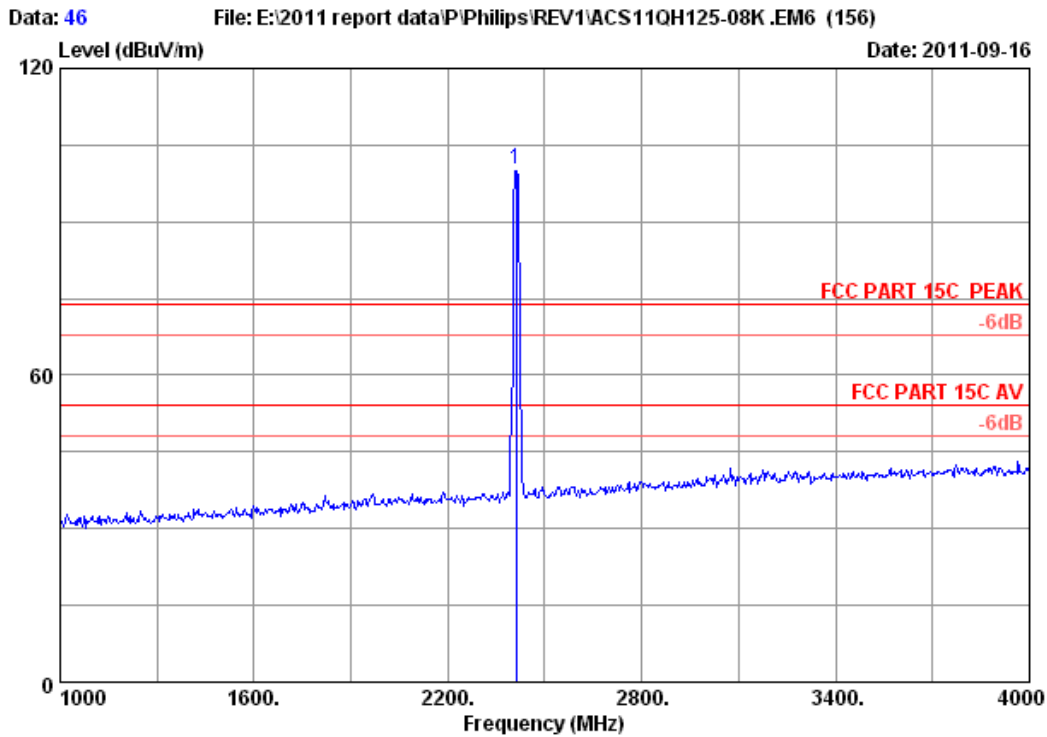
```

Site no.      : 3m Chamber           Data no. : 45
Dis. / Ant.  : 3m 2011 3115 4580    Ant. pol.: VERTICAL
Limit        : FCC PART 15C PEAK
Env. / Ins.  : 23*C/54%             Engineer : Leo-Li
EUT          : GoGear Connect,WiFi MP3 Player
Power        : DC 5V From PC Input AC 120V/60Hz
Test mode    : IEEE802.11b CH1 2412MHz Tx
M/N          : SA3CNT08K/37
:
  
```

	Ant. Freq. (MHz)	Ant. Factor (dB/m)	Cable loss (dB)	Amp. Factor (dB)	Emission Reading (dBuV)	Emission Level (dBuV/m)	Limits (dBuV/m)	Margin (dB)	Remark
1	2412.000	27.98	6.78	34.44	100.12	100.44	74.00	-26.44	Peak

Remarks:

1. Emission Level= Antenna Factor + Cable Loss -Amp Factor + Reading.
2. The emission levels that are 20dB below the official limit are not reported.

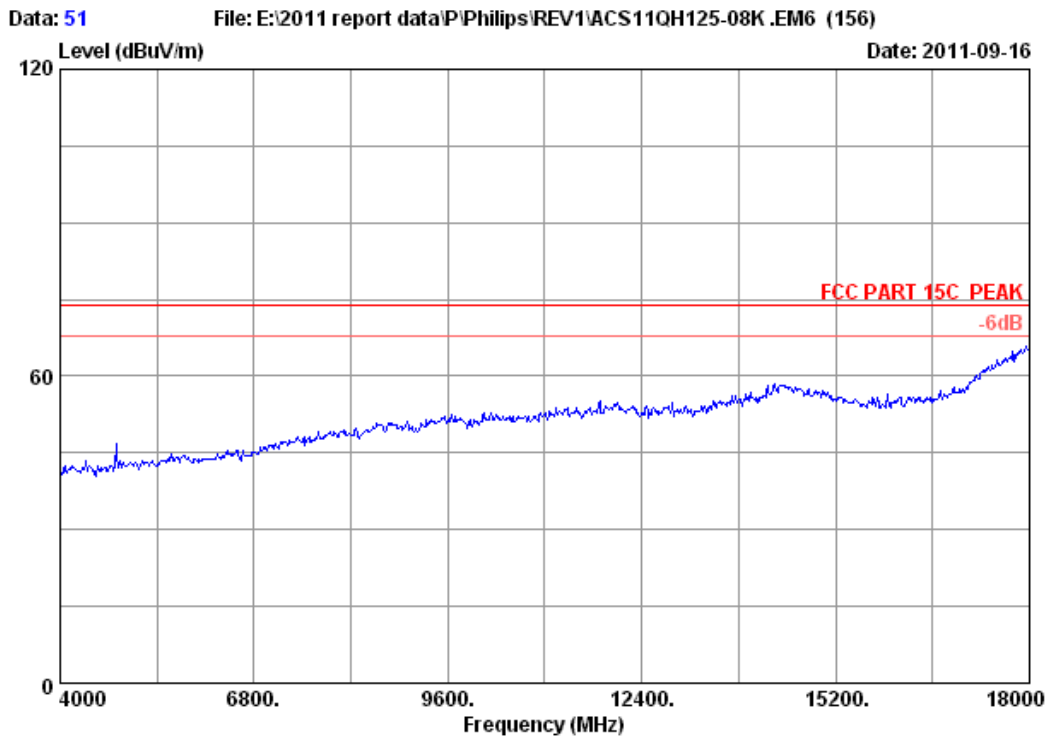


Site no. : 3m Chamber Data no. : 46
 Dis. / Ant. : 3m 2011 3115 4580 Ant. pol. : HORIZONTAL
 Limit : FCC PART 15C PEAK
 Env. / Ins. : 23°C/54% Engineer : Leo-Li
 EUT : GoGear Connect,WiFi MP3 Player
 Power : DC 5V From PC Input AC 120V/60Hz
 Test mode : IEEE802.11b CH1 2412MHz Tx
 M/N : SA3CNT08K/37
 :

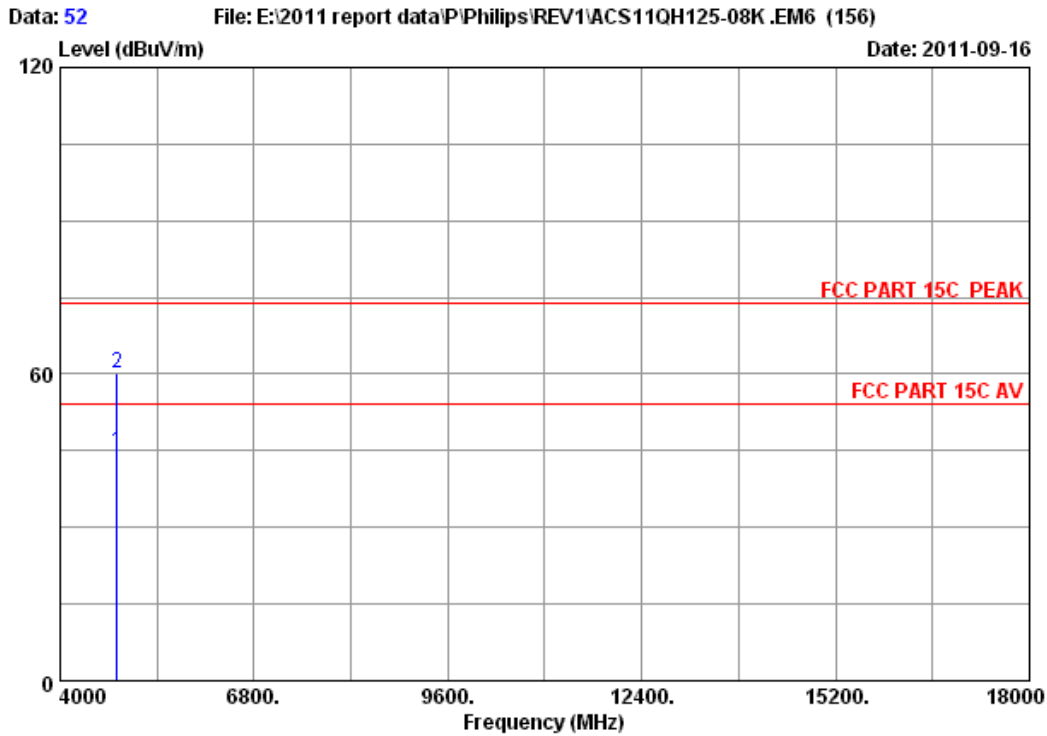
	Ant.	Cable	Amp.	Emission					
Freq.	Factor	loss	Factor	Reading	Level	Limits	Margin	Remark	
(MHz)	(dB/m)	(dB)	(dB)	(dBuV)	(dBuV/m)	(dBuV/m)	(dB)		
1	2412.000	27.98	6.78	34.44	100.02	100.34	74.00	-26.34	Peak

Remarks:

1. Emission Level= Antenna Factor + Cable Loss -Amp Factor + Reading.
2. The emission levels that are 20dB below the official limit are not reported.



Site no. : 3m Chamber Data no. : 51
Dis. / Ant. : 3m 2011 3115 4580 Ant. pol. : HORIZONTAL
Limit : FCC PART 15C PEAK
Env. / Ins. : 23*C/54% Engineer : Leo-Li
EUT : GoGear Connect,WiFi MP3 Player
Power : DC 5V From PC Input AC 120V/60Hz
Test mode : IEEE802.11b CH1 2412MHz Tx
M/N : SA3CNT08K/37
:

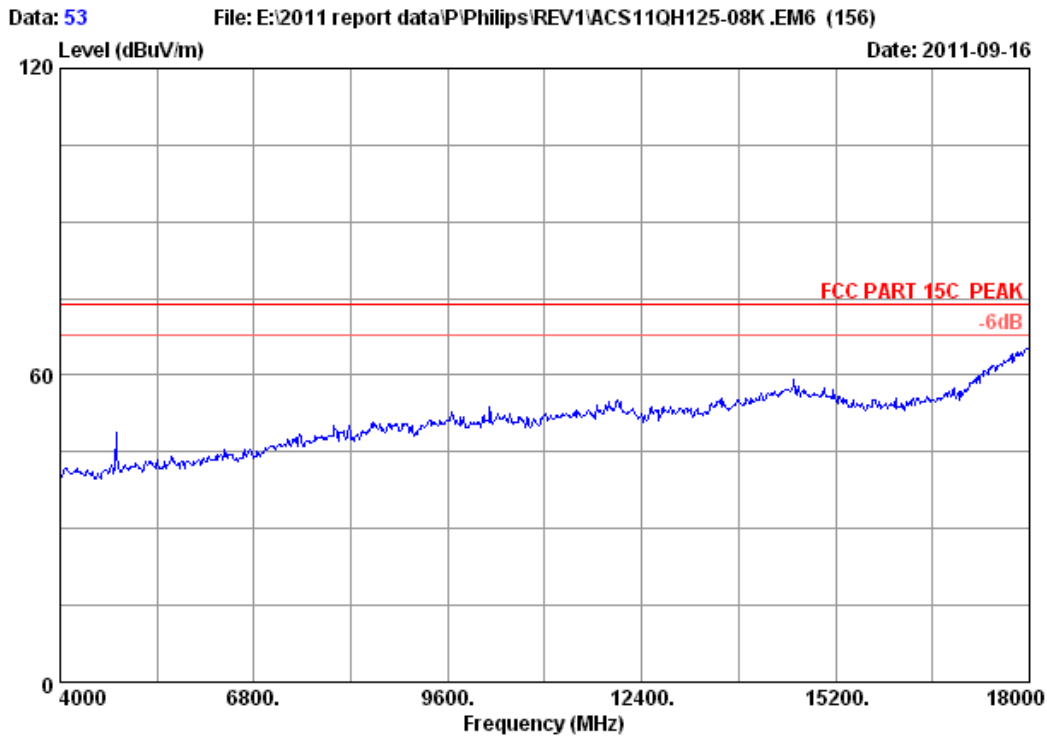


Site no. : 3m Chamber Data no. : 52
 Dis. / Ant. : 3m 2011 3115 4580 Ant. pol. : HORIZONTAL
 Limit : FCC PART 15C PEAK
 Env. / Ins. : 23*C/54% Engineer : Leo-Li
 EUT : GoGear Connect,WiFi MP3 Player
 Power : DC 5V From PC Input AC 120V/60Hz
 Test mode : IEEE802.11b CH1 2412MHz Tx
 M/N : SA3CNT08K/37
 :

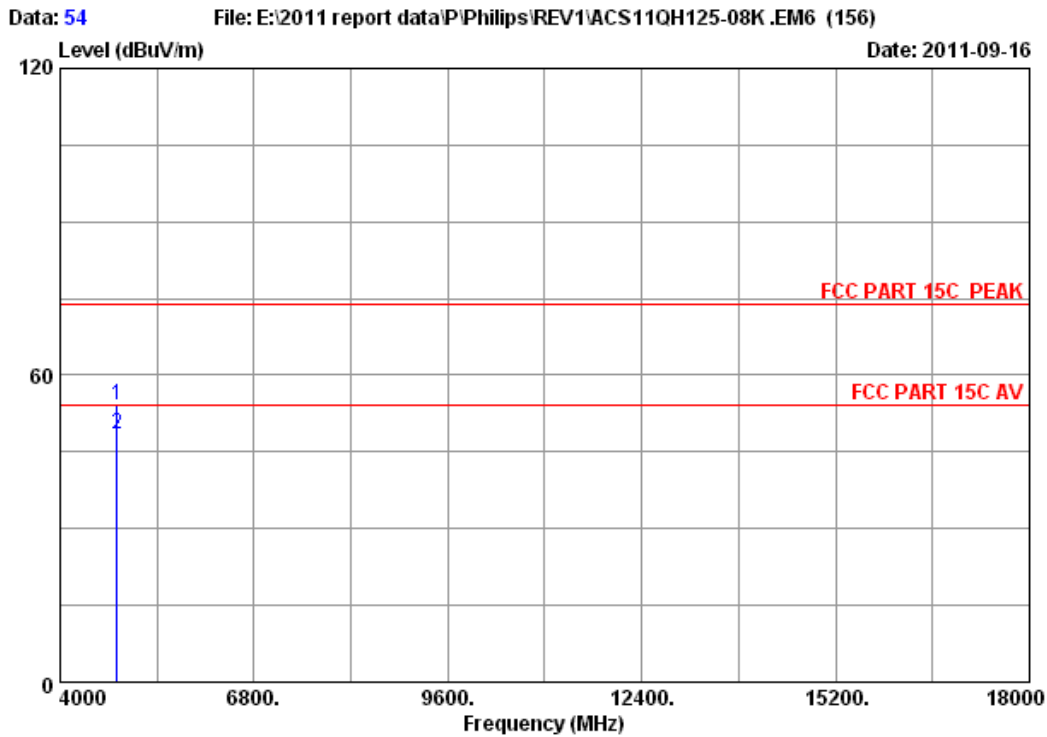
	Ant.	Cable	Amp.	Emission					
Freq.	Factor	loss	Factor	Reading	Level	Limits	Margin	Remark	
(MHz)	(dB/m)	(dB)	(dB)	(dBuV)	(dBuV/m)	(dBuV/m)	(dB)		
1	4824.000	32.89	9.57	34.60	37.05	44.91	54.00	9.09	Average
2	4824.000	32.89	9.57	34.60	52.38	60.24	74.00	13.76	Peak

Remarks:

1. Emission Level= Antenna Factor + Cable Loss -Amp Factor + Reading.
2. The emission levels that are 20dB below the official limit are not reported.



Site no. : 3m Chamber Data no. : 53
Dis. / Ant. : 3m 2011 3115 4580 Ant. pol. : VERTICAL
Limit : FCC PART 15C PEAK
Env. / Ins. : 23*C/54% Engineer : Leo-Li
EUT : GoGear Connect,WiFi MP3 Player
Power : DC 5V From PC Input AC 120V/60Hz
Test mode : IEEE802.11b CH1 2412MHz Tx
M/N : SA3CNT08K/37
:

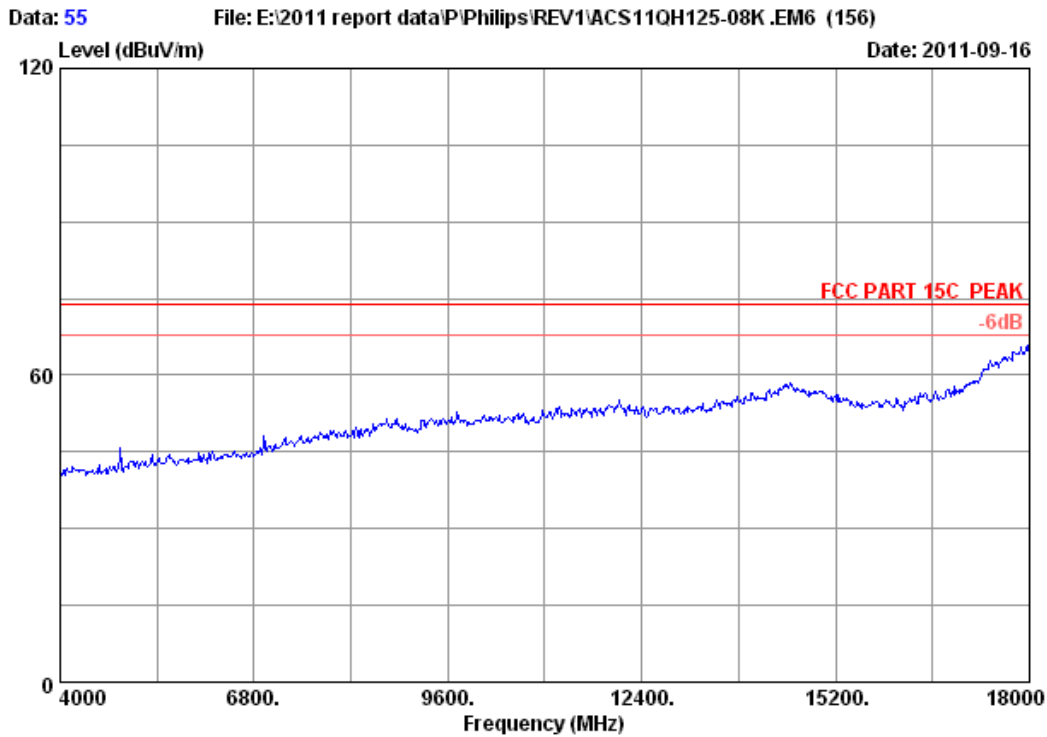


Site no. : 3m Chamber Data no. : 54
 Dis. / Ant. : 3m 2011 3115 4580 Ant. pol. : VERTICAL
 Limit : FCC PART 15C PEAK
 Env. / Ins. : 23°C/54% Engineer : Leo-Li
 EUT : GoGear Connect,WiFi MP3 Player
 Power : DC 5V From PC Input AC 120V/60Hz
 Test mode : IEEE802.11b CH1 2412MHz Tx
 M/N : SA3CNT08K/37
 :

	Ant. Freq. (MHz)	Ant. Factor (dB/m)	Cable loss (dB)	Amp. Factor (dB)	Reading (dBuV)	Emission Level (dBuV/m)	Limits (dBuV/m)	Margin (dB)	Remark
1	4824.000	32.89	9.57	34.60	46.35	54.21	74.00	19.79	Peak
2	4824.000	32.89	9.57	34.60	40.56	48.42	54.00	5.58	Average

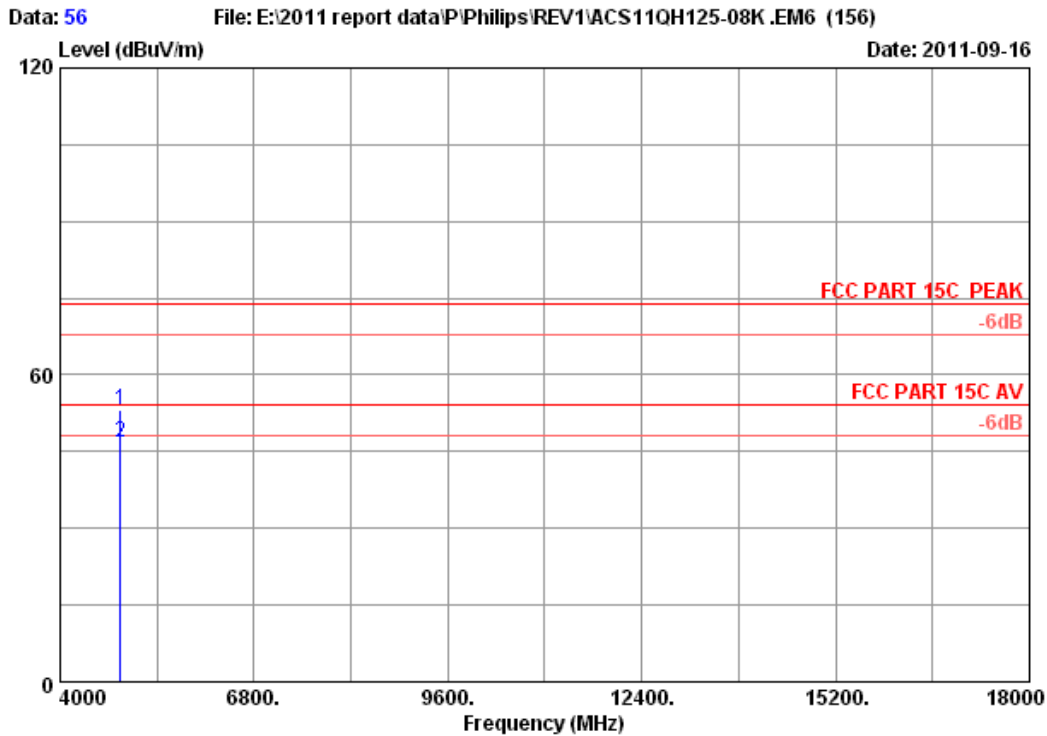
Remarks:

1. Emission Level= Antenna Factor + Cable Loss -Amp Factor + Reading.
2. The emission levels that are 20dB below the official limit are not reported.



```

Site no.       : 3m Chamber           Data no. : 55
Dis. / Ant.   : 3m 2011 3115 4580    Ant. pol.: VERTICAL
Limit        : FCC PART 15C PEAK
Env. / Ins.   : 23*C/54%             Engineer : Leo-Li
EUT          : GoGear Connect,WiFi MP3 Player
Power        : DC 5V From PC Input AC 120V/60Hz
Test mode    : IEEE802.11b CH6 2437MHz Tx
M/N         : SA3CNT08K/37
    
```

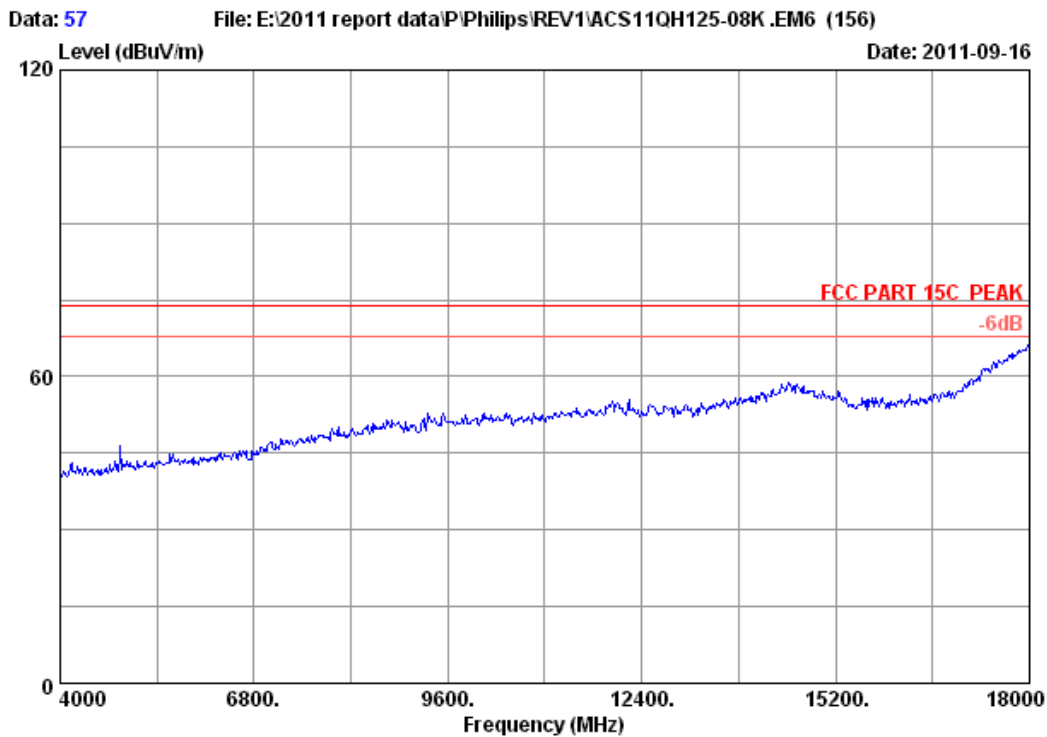


Site no. : 3m Chamber Data no. : 56
 Dis. / Ant. : 3m 2011 3115 4580 Ant. pol. : VERTICAL
 Limit : FCC PART 15C PEAK
 Env. / Ins. : 23°C/54% Engineer : Leo-Li
 EUT : GoGear Connect,WiFi MP3 Player
 Power : DC 5V From PC Input AC 120V/60Hz
 Test mode : IEEE802.11b CH6 2437MHz Tx
 M/N : SA3CNT08K/37
 :

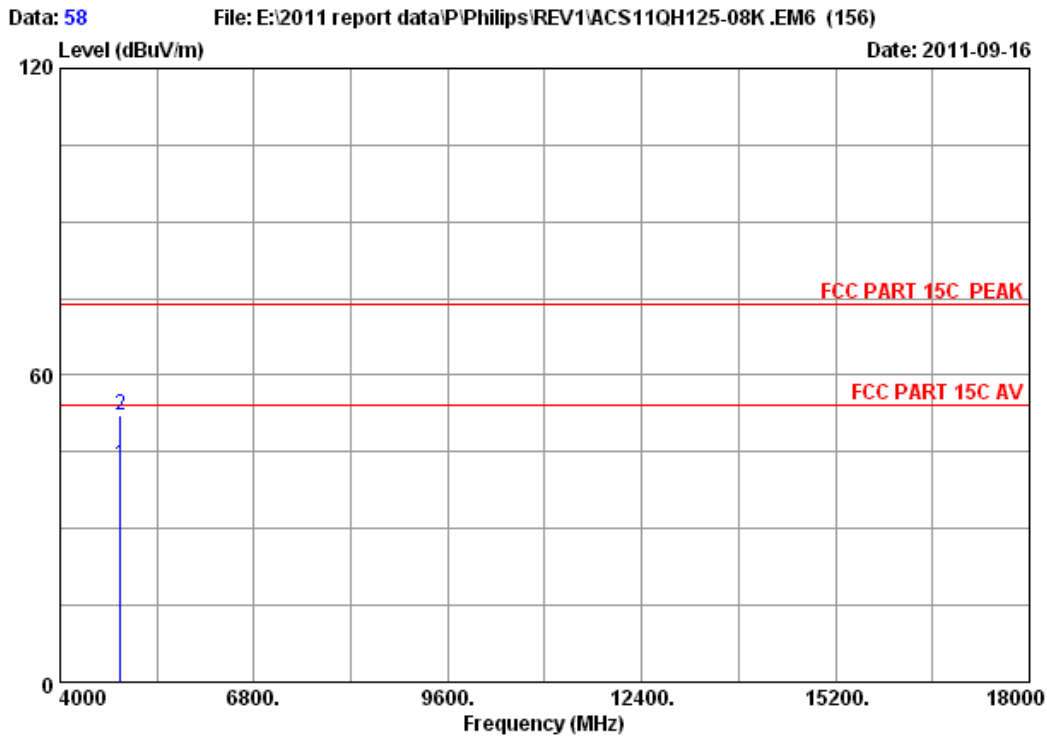
	Ant. Freq. (MHz)	Ant. Factor (dB/m)	Cable loss (dB)	Amp. Factor (dB)	Emission Reading (dBuV)	Emission Level (dBuV/m)	Limits (dBuV/m)	Margin (dB)	Remark
1	4874.000	32.98	9.62	34.60	45.31	53.31	74.00	20.69	Peak
2	4874.000	32.98	9.62	34.60	38.67	46.67	54.00	7.33	Average

Remarks:

1. Emission Level= Antenna Factor + Cable Loss -Amp Factor + Reading.
2. The emission levels that are 20dB below the official limit are not reported.



Site no. : 3m Chamber Data no. : 57
Dis. / Ant. : 3m 2011 3115 4580 Ant. pol. : HORIZONTAL
Limit : FCC PART 15C PEAK
Env. / Ins. : 23°C/54% Engineer : Leo-Li
EUT : GoGear Connect, WiFi MP3 Player
Power : DC 5V From PC Input AC 120V/60Hz
Test mode : IEEE802.11b CH6 2437MHz Tx
M/N : SA3CNT08K/37
:

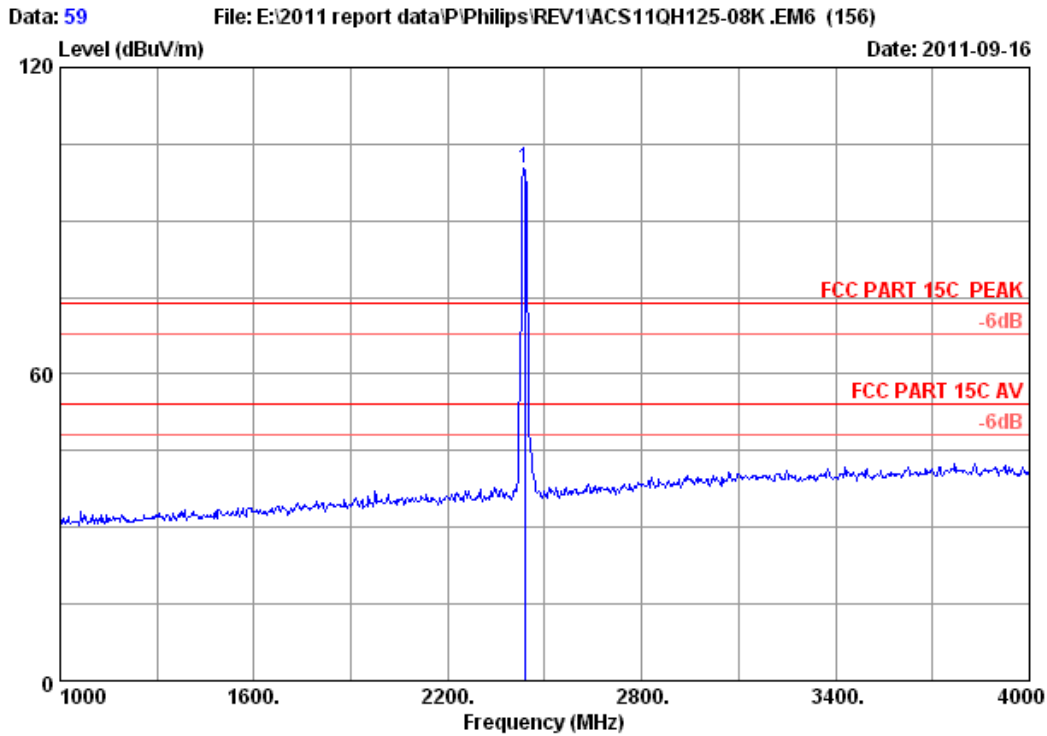


Site no. : 3m Chamber Data no. : 58
 Dis. / Ant. : 3m 2011 3115 4580 Ant. pol. : HORIZONTAL
 Limit : FCC PART 15C PEAK
 Env. / Ins. : 23*C/54% Engineer : Leo-Li
 EUT : GoGear Connect,WiFi MP3 Player
 Power : DC 5V From PC Input AC 120V/60Hz
 Test mode : IEEE802.11b CH6 2437MHz Tx
 M/N : SA3CNT08K/37
 :

	Ant. Freq. (MHz)	Ant. Factor (dB/m)	Cable loss (dB)	Amp. Factor (dB)	Reading (dBuV)	Emission Level (dBuV/m)	Limits (dBuV/m)	Margin (dB)	Remark
1	4874.000	32.98	9.62	34.60	34.56	42.56	54.00	11.44	Average
2	4874.000	32.98	9.62	34.60	44.03	52.03	74.00	21.97	Peak

Remarks:

1. Emission Level= Antenna Factor + Cable Loss -Amp Factor + Reading.
2. The emission levels that are 20dB below the official limit are not reported.

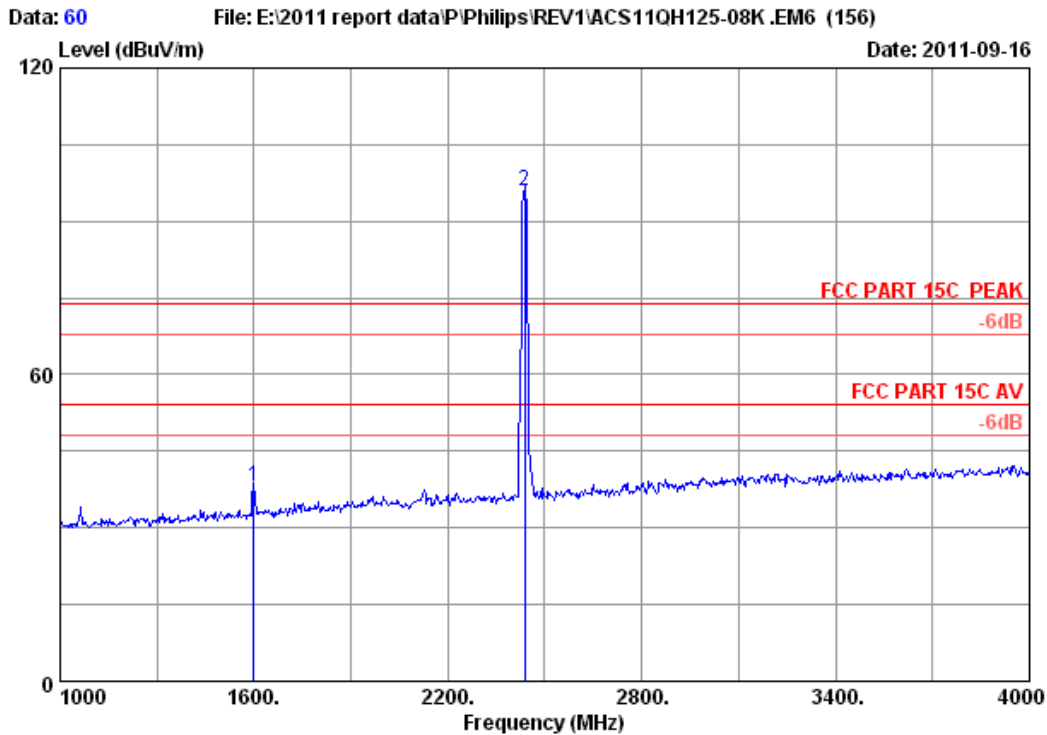


Site no. : 3m Chamber Data no. : 59
 Dis. / Ant. : 3m 2011 3115 4580 Ant. pol. : HORIZONTAL
 Limit : FCC PART 15C PEAK
 Env. / Ins. : 23°C/54% Engineer : Leo-Li
 EUT : GoGear Connect,WiFi MP3 Player
 Power : DC 5V From PC Input AC 120V/60Hz
 Test mode : IEEE802.11b CH6 2437MHz Tx
 M/N : SA3CNT08K/37
 :

	Ant.	Cable	Amp.	Emission					
Freq.	Factor	loss	Factor	Reading	Level	Limits	Margin	Remark	
(MHz)	(dB/m)	(dB)	(dB)	(dBuV)	(dBuV/m)	(dBuV/m)	(dB)		
1 2437.000	28.03	6.81	34.44	100.02	100.42	74.00	-26.42	Peak	

Remarks:

1. Emission Level= Antenna Factor + Cable Loss -Amp Factor + Reading.
2. The emission levels that are 20dB below the official limit are not reported.

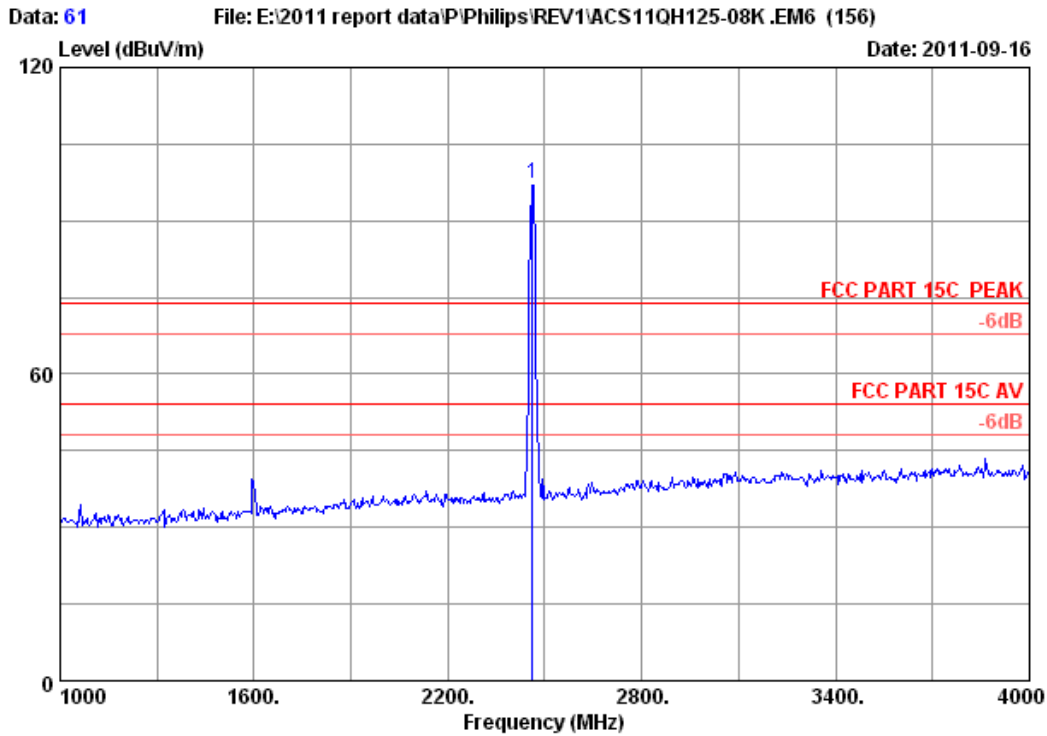


Site no. : 3m Chamber Data no. : 60
 Dis. / Ant. : 3m 2011 3115 4580 Ant. pol. : VERTICAL
 Limit : FCC PART 15C PEAK
 Env. / Ins. : 23°C/54% Engineer : Leo-Li
 EUT : GoGear Connect, WiFi MP3 Player
 Power : DC 5V From PC Input AC 120V/60Hz
 Test mode : IEEE802.11b CH6 2437MHz Tx
 M/N : SA3CNT08K/37
 :

	Ant. Freq. (MHz)	Ant. Factor (dB/m)	Cable loss (dB)	Amp. Factor (dB)	Emission Reading (dBuV)	Emission Level (dBuV/m)	Limits (dBuV/m)	Margin (dB)	Remark
1	1600.000	25.72	5.35	34.60	41.58	38.05	74.00	35.95	Peak
2	2437.000	28.03	6.81	34.44	95.66	96.06	74.00	-22.06	Peak

Remarks:

1. Emission Level= Antenna Factor + Cable Loss -Amp Factor + Reading.
2. The emission levels that are 20dB below the official limit are not reported.

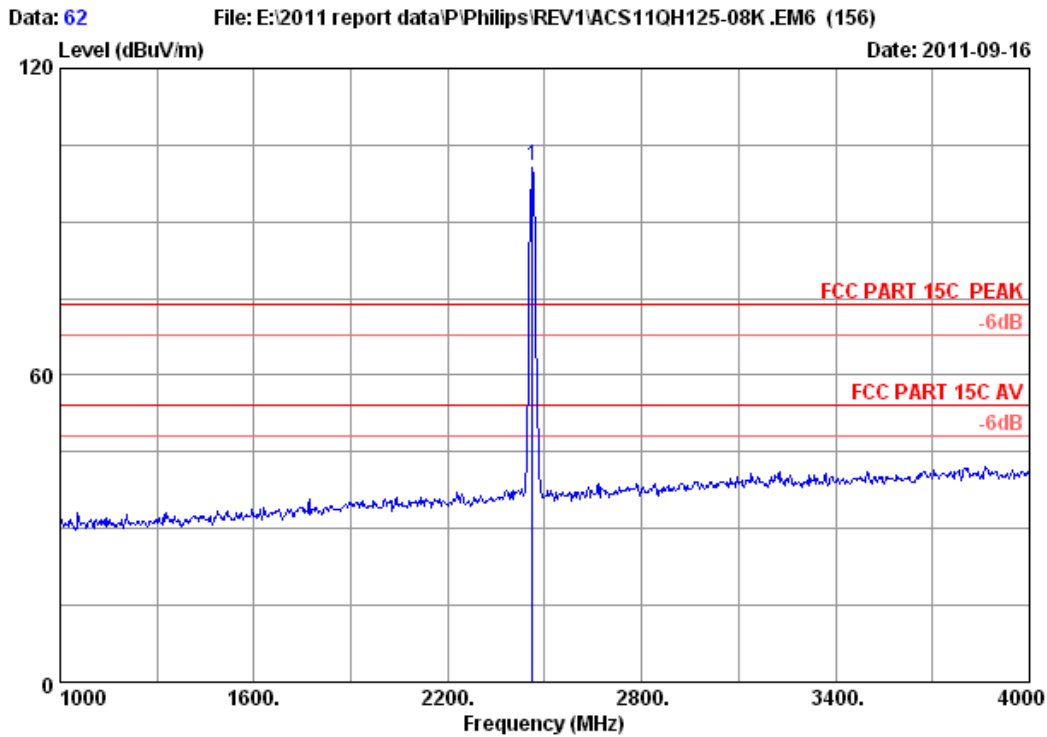


Site no. : 3m Chamber Data no. : 61
 Dis. / Ant. : 3m 2011 3115 4580 Ant. pol. : VERTICAL
 Limit : FCC PART 15C PEAK
 Env. / Ins. : 23°C/54% Engineer : Leo-Li
 EUT : GoGear Connect,WiFi MP3 Player
 Power : DC 5V From PC Input AC 120V/60Hz
 Test mode : IEEE802.11b CH11 2462MHz Tx
 M/N : SA3CNT08K/37
 :

	Ant.	Cable	Amp.	Emission					
Freq.	Factor	loss	Factor	Reading	Level	Limits	Margin	Remark	
(MHz)	(dB/m)	(dB)	(dB)	(dBuV)	(dBuV/m)	(dBuV/m)	(dB)		
1 2462.000	28.05	6.84	34.44	96.86	97.31	74.00	-23.31	Peak	

Remarks:

1. Emission Level= Antenna Factor + Cable Loss -Amp Factor + Reading.
2. The emission levels that are 20dB below the official limit are not reported.

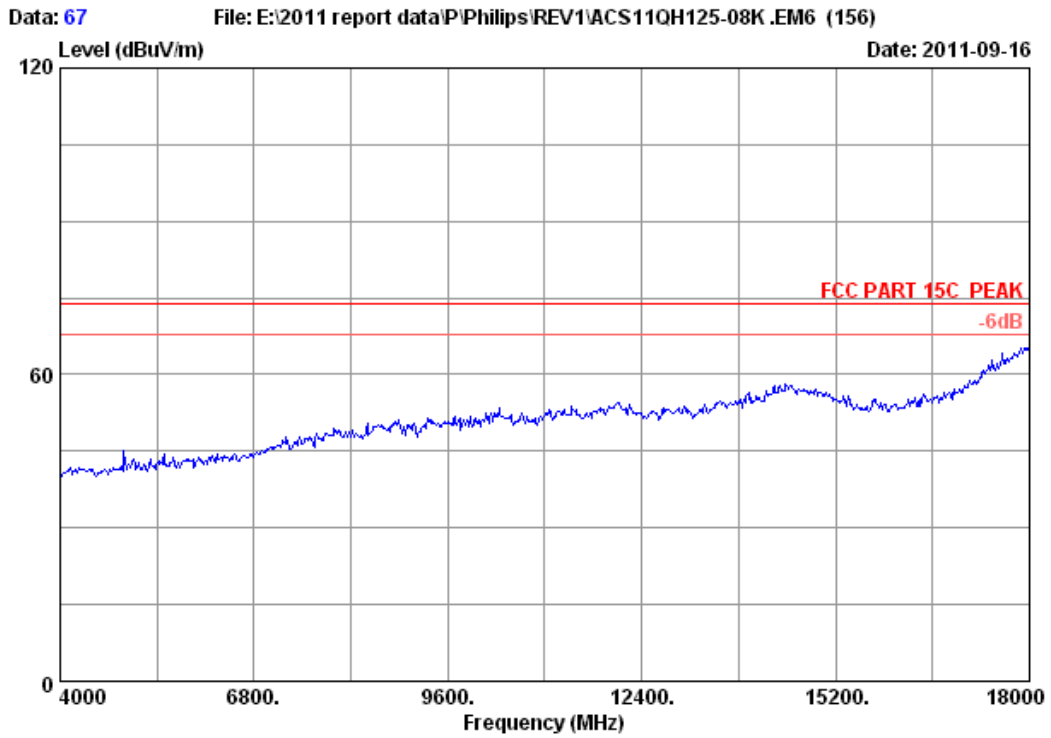


Site no. : 3m Chamber Data no. : 62
 Dis. / Ant. : 3m 2011 3115 4580 Ant. pol. : HORIZONTAL
 Limit : FCC PART 15C PEAK
 Env. / Ins. : 23°C/54% Engineer : Leo-Li
 EUT : GoGear Connect, WiFi MP3 Player
 Power : DC 5V From PC Input AC 120V/60Hz
 Test mode : IEEE802.11b CH11 2462MHz Tx
 M/N : SA3CNT08K/37
 :

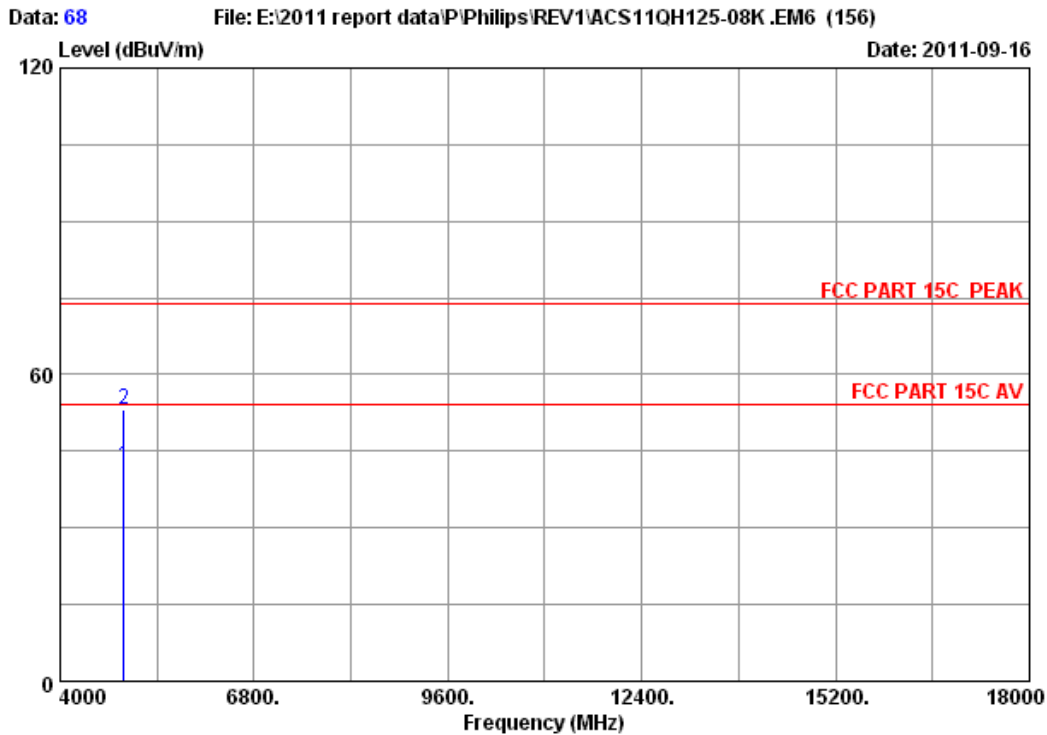
	Ant.	Cable	Amp.	Emission					
Freq.	Factor	loss	Factor	Reading	Level	Limits	Margin	Remark	
(MHz)	(dB/m)	(dB)	(dB)	(dBuV)	(dBuV/m)	(dBuV/m)	(dB)		
1 2462.000	28.05	6.84	34.44	100.56	101.01	74.00	-27.01	Peak	

Remarks:

1. Emission Level= Antenna Factor + Cable Loss -Amp Factor + Reading.
2. The emission levels that are 20dB below the official limit are not reported.



Site no. : 3m Chamber Data no. : 67
Dis. / Ant. : 3m 2011 3115 4580 Ant. pol. : VERTICAL
Limit : FCC PART 15C PEAK
Env. / Ins. : 23°C/54% Engineer : Leo-Li
EUT : GoGear Connect, WiFi MP3 Player
Power : DC 5V From PC Input AC 120V/60Hz
Test mode : IEEE802.11b CH11 2462MHz Tx
M/N : SA3CNT08K/37
:

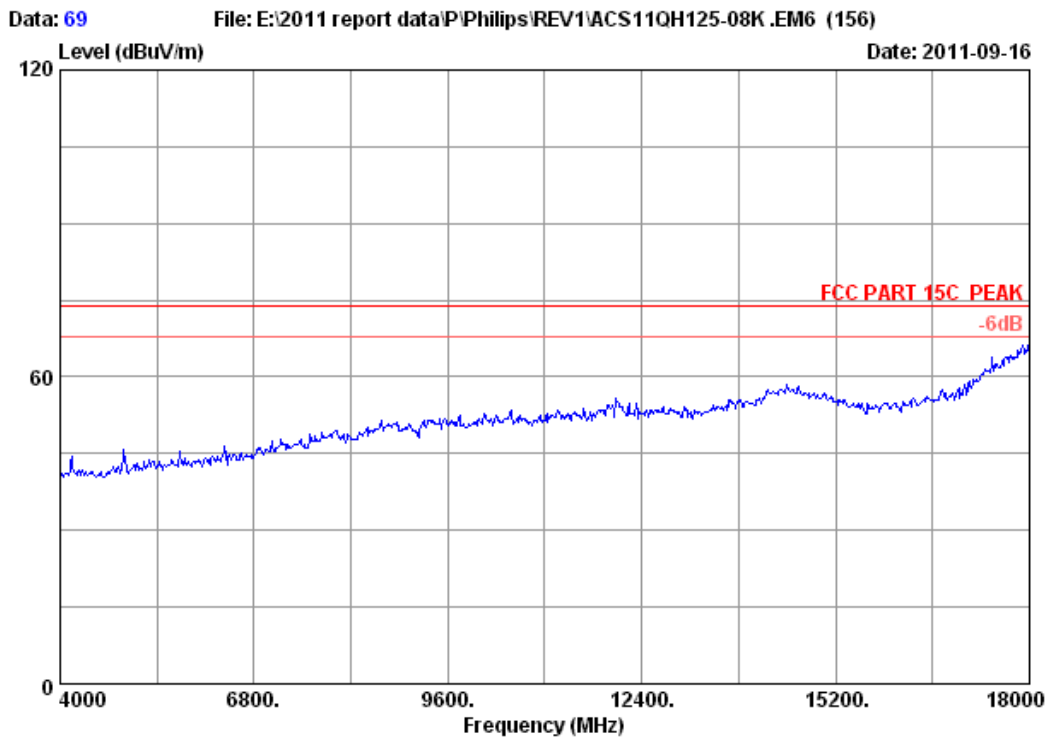


Site no. : 3m Chamber Data no. : 68
 Dis. / Ant. : 3m 2011 3115 4580 Ant. pol. : VERTICAL
 Limit : FCC PART 15C PEAK
 Env. / Ins. : 23°C/54% Engineer : Leo-Li
 EUT : GoGear Connect,WiFi MP3 Player
 Power : DC 5V From PC Input AC 120V/60Hz
 Test mode : IEEE802.11b CH11 2462MHz Tx
 M/N : SA3CNT08K/37
 :

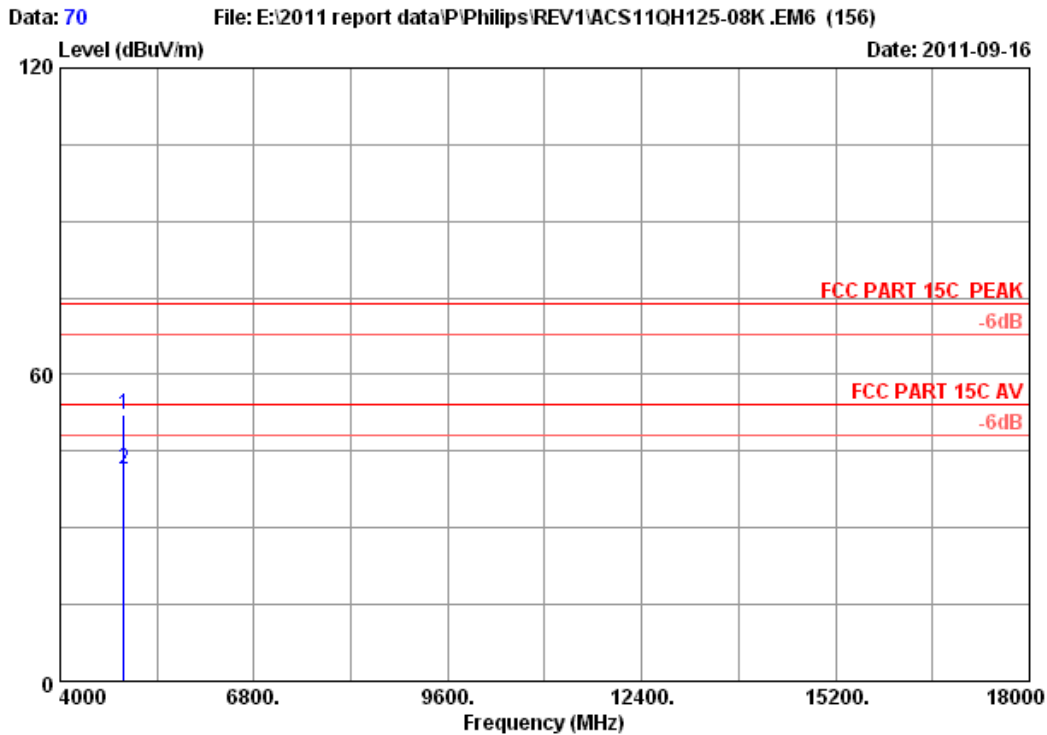
	Ant. Freq. (MHz)	Ant. Factor (dB/m)	Cable loss (dB)	Amp. Factor (dB)	Reading (dBuV)	Emission Level (dBuV/m)	Limits (dBuV/m)	Margin (dB)	Remark
1	4924.000	33.08	9.66	34.60	33.85	41.99	54.00	12.01	Average
2	4924.000	33.08	9.66	34.60	44.85	52.99	74.00	21.01	Peak

Remarks:

1. Emission Level= Antenna Factor + Cable Loss -Amp Factor + Reading.
2. The emission levels that are 20dB below the official limit are not reported.



Site no. : 3m Chamber Data no. : 69
Dis. / Ant. : 3m 2011 3115 4580 Ant. pol. : HORIZONTAL
Limit : FCC PART 15C PEAK
Env. / Ins. : 23°C/54% Engineer : Leo-Li
EUT : GoGear Connect,WiFi MP3 Player
Power : DC 5V From PC Input AC 120V/60Hz
Test mode : IEEE802.11b CH11 2462MHz Tx
M/N : SA3CNT08K/37
:

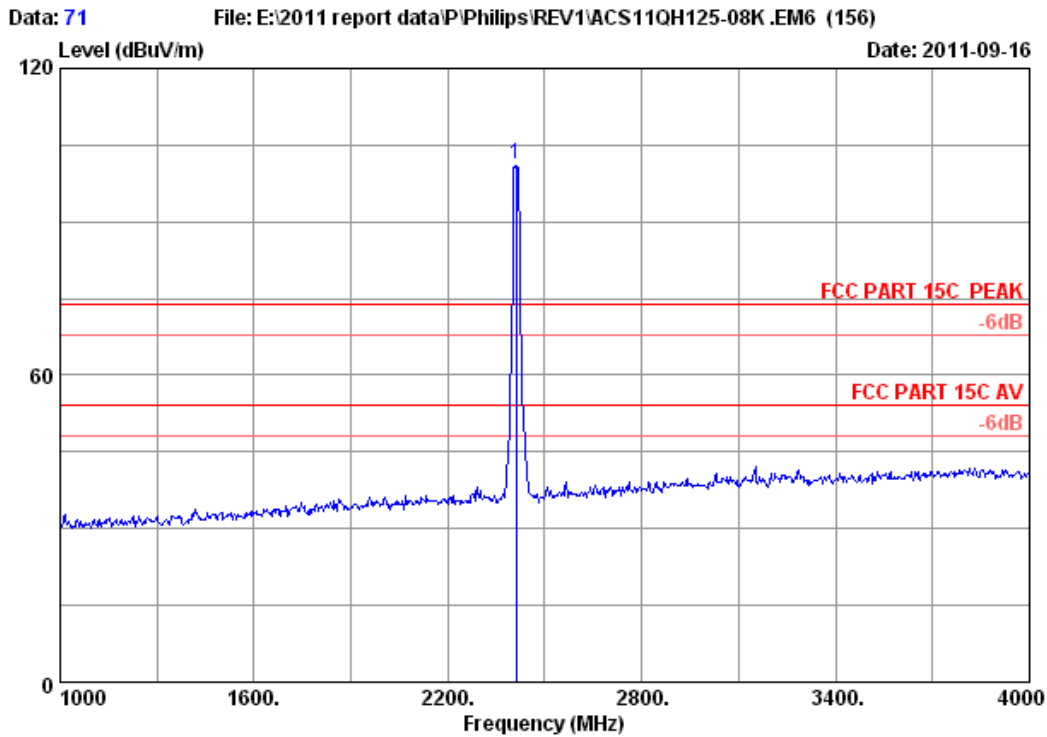


Site no. : 3m Chamber Data no. : 70
 Dis. / Ant. : 3m 2011 3115 4580 Ant. pol. : VERTICAL
 Limit : FCC PART 15C PEAK
 Env. / Ins. : 23°C/54% Engineer : Leo-Li
 EUT : GoGear Connect,WiFi MP3 Player
 Power : DC 5V From PC Input AC 120V/60Hz
 Test mode : IEEE802.11b CH11 2462MHz Tx
 M/N : SA3CNT08K/37
 :

	Ant. Freq. (MHz)	Ant. Factor (dB/m)	Cable loss (dB)	Amp. Factor (dB)	Reading (dBuV)	Emission Level (dBuV/m)	Limits (dBuV/m)	Margin (dB)	Remark
1	4924.000	33.08	9.66	34.60	44.04	52.18	74.00	21.82	Peak
2	4924.000	33.08	9.66	34.60	33.44	41.58	54.00	12.42	Average

Remarks:

1. Emission Level= Antenna Factor + Cable Loss -Amp Factor + Reading.
2. The emission levels that are 20dB below the official limit are not reported.

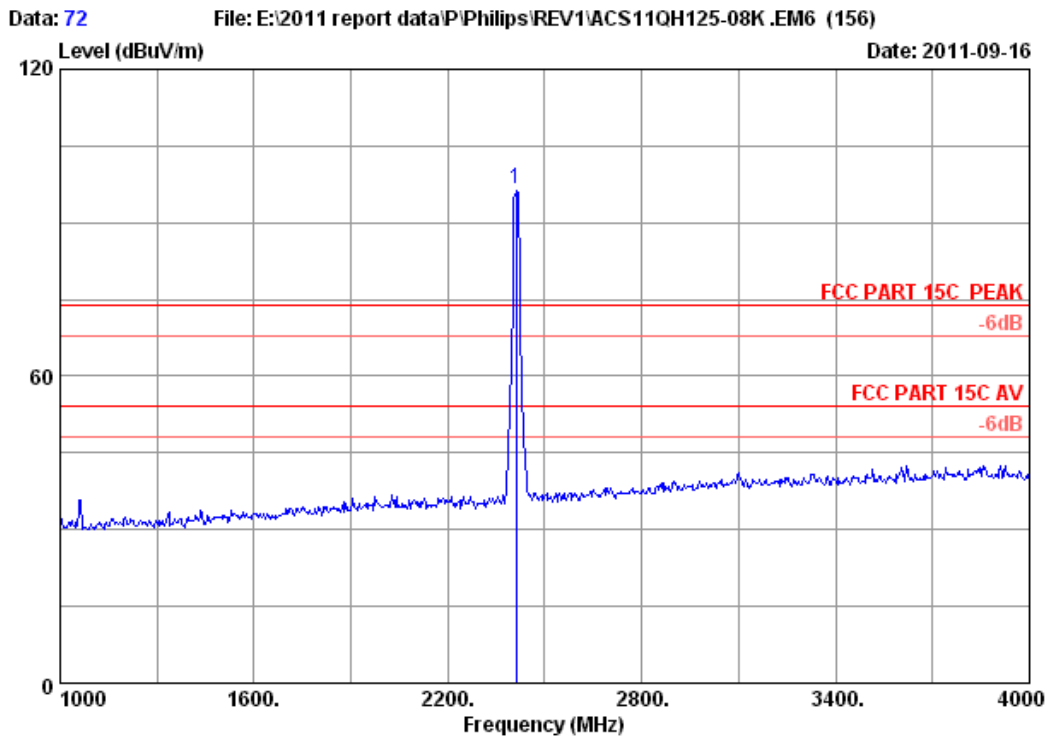


Site no. : 3m Chamber Data no. : 71
 Dis. / Ant. : 3m 2011 3115 4580 Ant. pol. : HORIZONTAL
 Limit : FCC PART 15C PEAK
 Env. / Ins. : 23°C/54% Engineer : Leo-Li
 EUT : GoGear Connect, WiFi MP3 Player
 Power : DC 5V From PC Input AC 120V/60Hz
 Test mode : IEEE802.11g CH1 2412MHz Tx
 M/N : SA3CNT08K/37
 :

	Ant.	Cable	Amp.	Emission					
Freq.	Factor	loss	Factor	Reading	Level	Limits	Margin	Remark	
(MHz)	(dB/m)	(dB)	(dB)	(dBuV)	(dBuV/m)	(dBuV/m)	(dB)		
1	2412.000	27.98	6.78	34.44	101.08	101.40	74.00	-27.40	Peak

Remarks:

1. Emission Level= Antenna Factor + Cable Loss -Amp Factor + Reading.
2. The emission levels that are 20dB below the official limit are not reported.

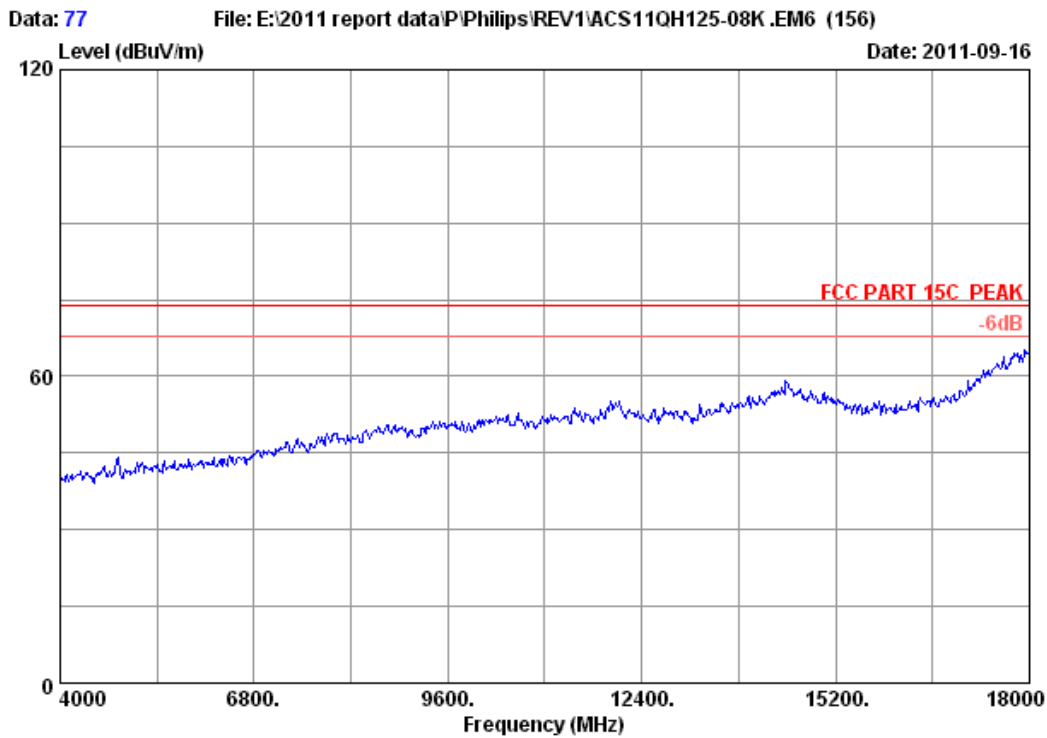


Site no. : 3m Chamber Data no. : 72
 Dis. / Ant. : 3m 2011 3115 4580 Ant. pol. : VERTICAL
 Limit : FCC PART 15C PEAK
 Env. / Ins. : 23*C/54% Engineer : Leo-Li
 EUT : GoGear Connect,WiFi MP3 Player
 Power : DC 5V From PC Input AC 120V/60Hz
 Test mode : IEEE802.11g CH1 2412MHz Tx
 M/N : SA3CNT08K/37
 :

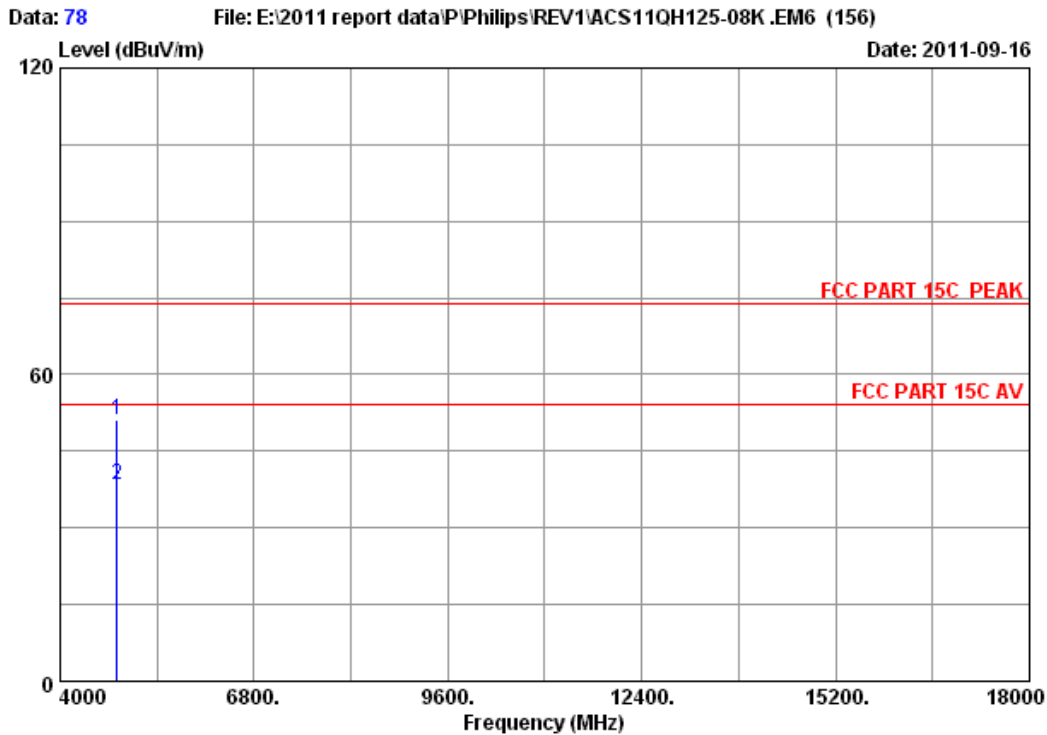
	Ant.	Cable	Amp.	Emission				
Freq.	Factor	loss	Factor	Reading	Level	Limits	Margin	Remark
(MHz)	(dB/m)	(dB)	(dB)	(dBUV)	(dBUV/m)	(dBUV/m)	(dB)	
1 2412.000	27.98	6.78	34.44	96.18	96.50	74.00	-22.50	Peak

Remarks:

1. Emission Level= Antenna Factor + Cable Loss -Amp Factor + Reading.
2. The emission levels that are 20dB below the official limit are not reported.



Site no. : 3m Chamber Data no. : 77
Dis. / Ant. : 3m 2011 3115 4580 Ant. pol. : HORIZONTAL
Limit : FCC PART 15C PEAK
Env. / Ins. : 23*C/54% Engineer : Leo-Li
EUT : GoGear Connect,WiFi MP3 Player
Power : DC 5V From PC Input AC 120V/60Hz
Test mode : IEEE802.11g CH1 2412MHz Tx
M/N : SA3CNT08K/37
:

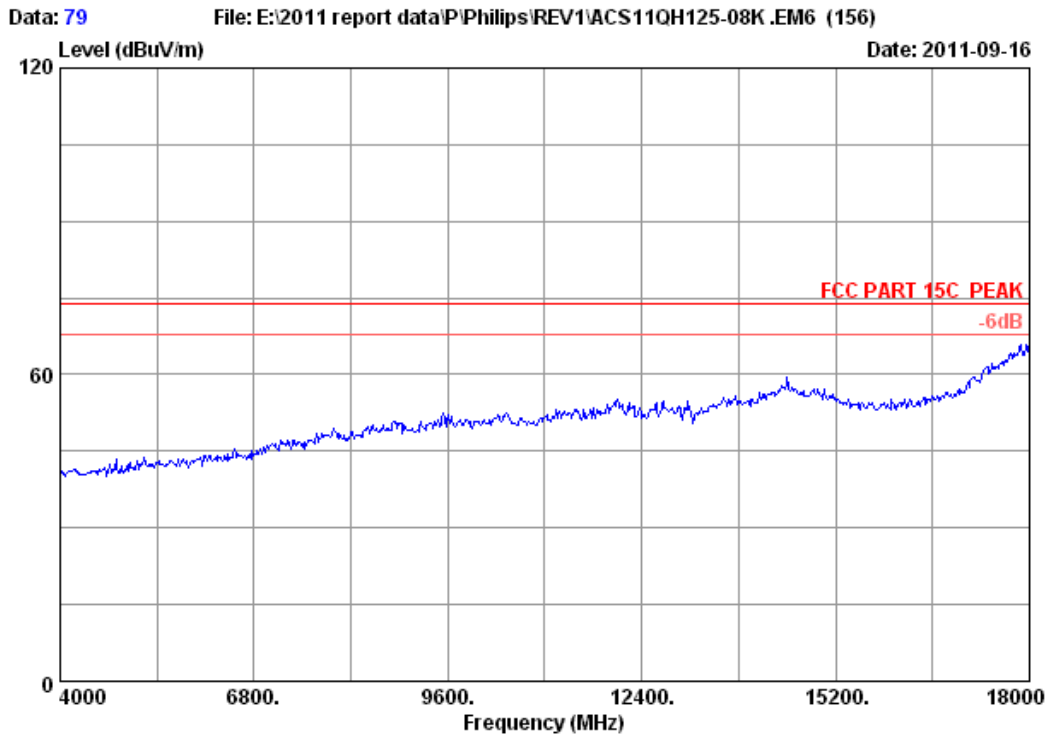


Site no. : 3m Chamber Data no. : 78
 Dis. / Ant. : 3m 2011 3115 4580 Ant. pol. : HORIZONTAL
 Limit : FCC PART 15C PEAK
 Env. / Ins. : 23°C/54% Engineer : Leo-Li
 EUT : GoGear Connect,WiFi MP3 Player
 Power : DC 5V From PC Input AC 120V/60Hz
 Test mode : IEEE802.11g CH1 2412MHz Tx
 M/N : SA3CNT08K/37
 :

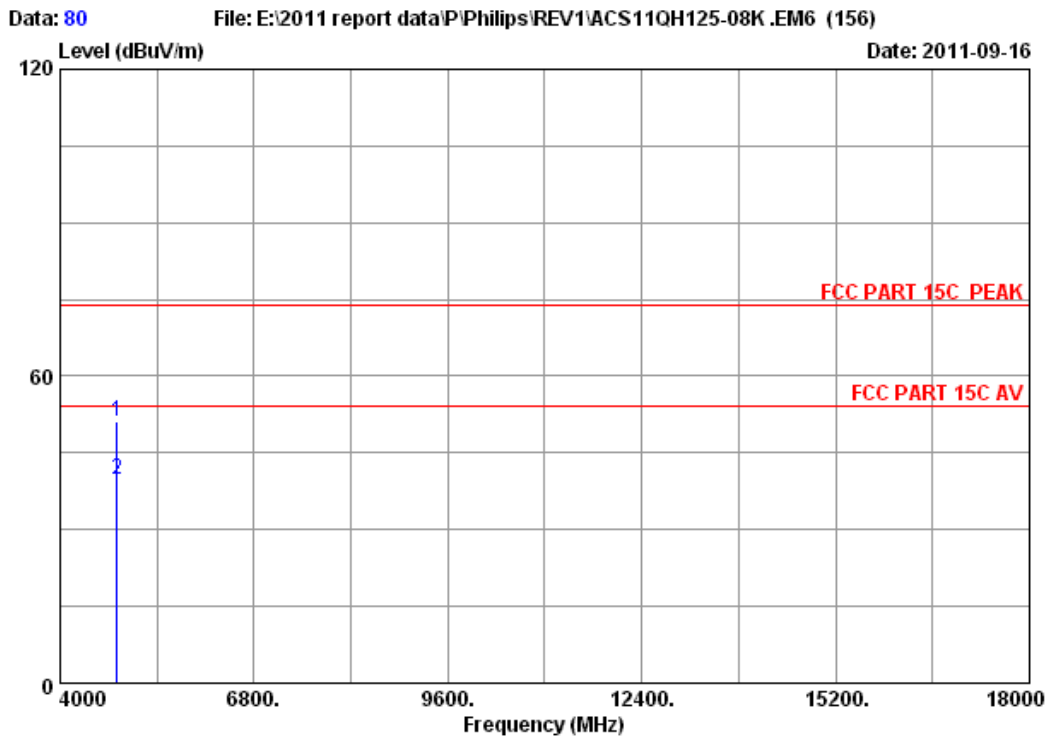
	Ant. Freq. (MHz)	Ant. Factor (dB/m)	Cable loss (dB)	Amp. Factor (dB)	Emission Reading (dBuV)	Emission Level (dBuV/m)	Limits (dBuV/m)	Margin (dB)	Remark
1	4824.000	32.89	9.57	34.60	43.26	51.12	74.00	22.88	Peak
2	4824.000	32.89	9.57	34.60	30.68	38.54	54.00	15.46	Average

Remarks:

1. Emission Level= Antenna Factor + Cable Loss -Amp Factor + Reading.
2. The emission levels that are 20dB below the official limit are not reported.



Site no. : 3m Chamber Data no. : 79
Dis. / Ant. : 3m 2011 3115 4580 Ant. pol. : VERTICAL
Limit : FCC PART 15C PEAK
Env. / Ins. : 23°C/54% Engineer : Leo-Li
EUT : GoGear Connect, WiFi MP3 Player
Power : DC 5V From PC Input AC 120V/60Hz
Test mode : IEEE802.11g CH1 2412MHz Tx
M/N : SA3CNT08K/37
:

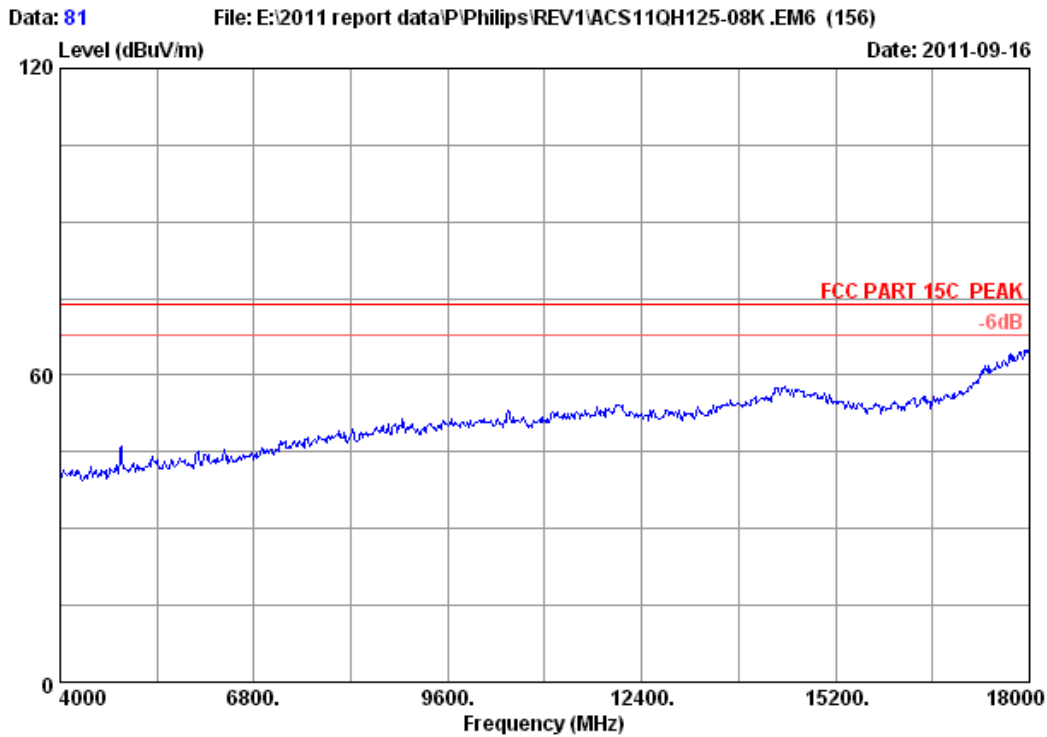


Site no. : 3m Chamber Data no. : 80
 Dis. / Ant. : 3m 2011 3115 4580 Ant. pol. : VERTICAL
 Limit : FCC PART 15C PEAK
 Env. / Ins. : 23*C/54% Engineer : Leo-Li
 EUT : GoGear Connect,WiFi MP3 Player
 Power : DC 5V From PC Input AC 120V/60Hz
 Test mode : IEEE802.11g CH1 2412MHz Tx
 M/N : SA3CNT08K/37
 :

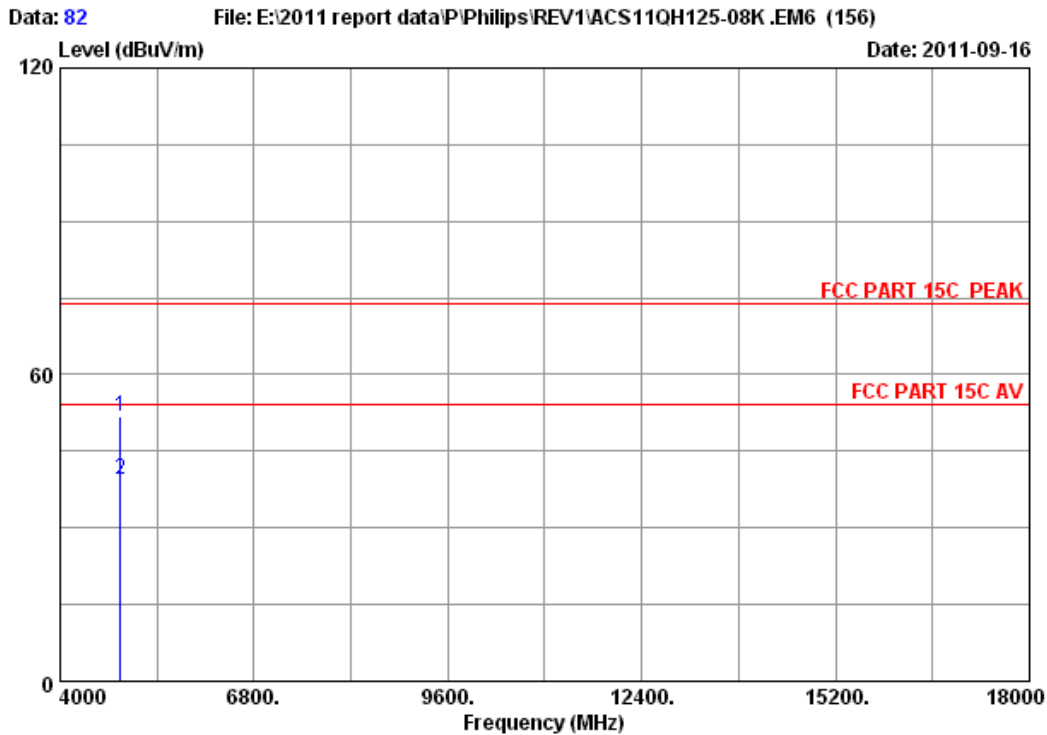
	Ant.	Cable	Amp.	Emission					
Freq.	Factor	loss	Factor	Reading	Level	Limits	Margin	Remark	
(MHz)	(dB/m)	(dB)	(dB)	(dBuV)	(dBuV/m)	(dBuV/m)	(dB)		
1	4824.000	32.89	9.57	34.60	43.29	51.15	74.00	22.85	Peak
2	4824.000	32.89	9.57	34.60	31.76	39.62	54.00	14.38	Average

Remarks:

1. Emission Level= Antenna Factor + Cable Loss -Amp Factor + Reading.
2. The emission levels that are 20dB below the official limit are not reported.



Site no.	: 3m Chamber	Data no. :	81
Dis. / Ant.	: 3m 2011 3115 4580	Ant. pol. :	VERTICAL
Limit	: FCC PART 15C PEAK		
Env. / Ins.	: 23°C/54%	Engineer :	Leo-Li
EUT	: GoGear Connect, WiFi MP3 Player		
Power	: DC 5V From PC Input AC 120V/60Hz		
Test mode	: IEEE802.11g CH6 2437MHz Tx		
M/N	: SA3CNT08K/37		
	:		

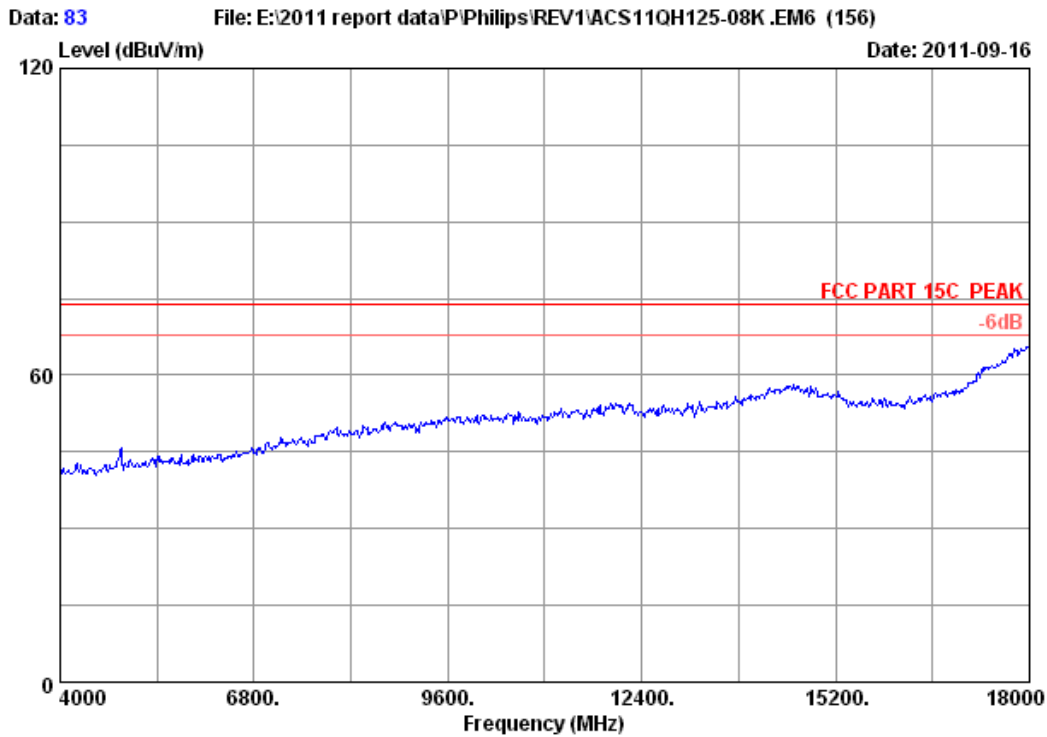


Site no. : 3m Chamber Data no. : 82
 Dis. / Ant. : 3m 2011 3115 4580 Ant. pol. : VERTICAL
 Limit : FCC PART 15C PEAK
 Env. / Ins. : 23°C/54% Engineer : Leo-Li
 EUT : GoGear Connect,WiFi MP3 Player
 Power : DC 5V From PC Input AC 120V/60Hz
 Test mode : IEEE802.11g CH6 2437MHz Tx
 M/N : SA3CNT08K/37
 :

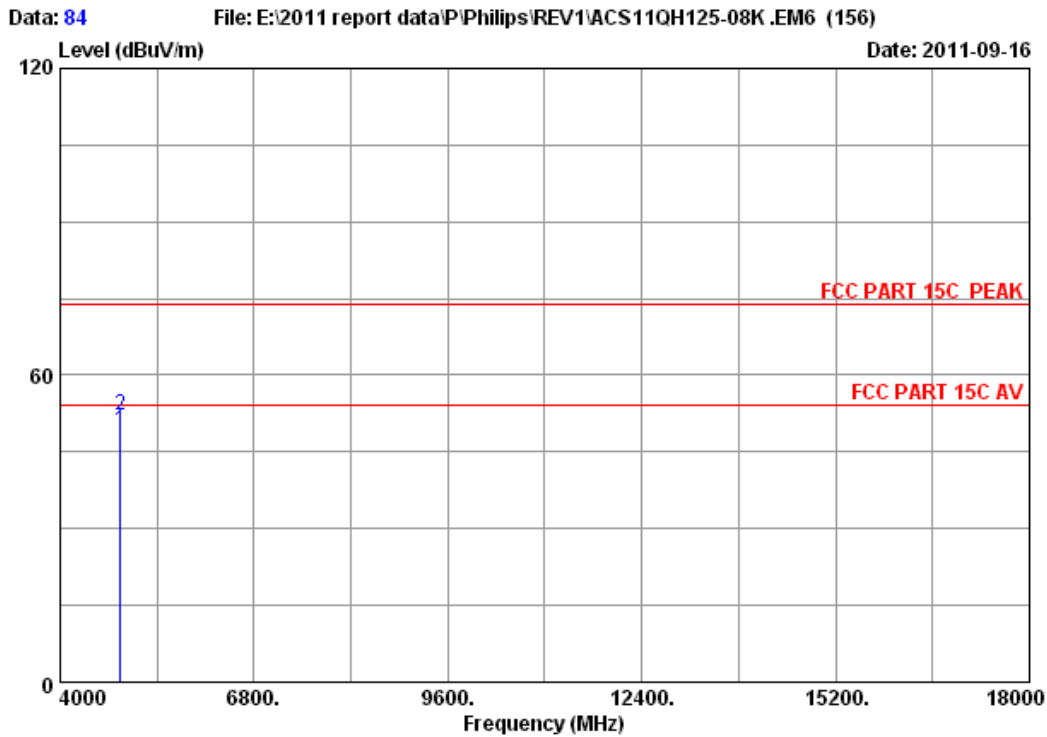
	Ant. Freq. (MHz)	Ant. Factor (dB/m)	Cable loss (dB)	Amp. Factor (dB)	Emission Reading (dBuV)	Emission Level (dBuV/m)	Limits (dBuV/m)	Margin (dB)	Remark
1	4874.000	32.98	9.62	34.60	43.68	51.68	74.00	22.32	Peak
2	4874.000	32.98	9.62	34.60	31.28	39.28	54.00	14.72	Average

Remarks:

1. Emission Level= Antenna Factor + Cable Loss -Amp Factor + Reading.
2. The emission levels that are 20dB below the official limit are not reported.



Site no. : 3m Chamber Data no. : 83
 Dis. / Ant. : 3m 2011 3115 4580 Ant. pol. : HORIZONTAL
 Limit : FCC PART 15C PEAK
 Env. / Ins. : 23°C/54% Engineer : Leo-Li
 EUT : GoGear Connect, WiFi MP3 Player
 Power : DC 5V From PC Input AC 120V/60Hz
 Test mode : IEEE802.11g CH6 2437MHz Tx
 M/N : SA3CNT08K/37
 :

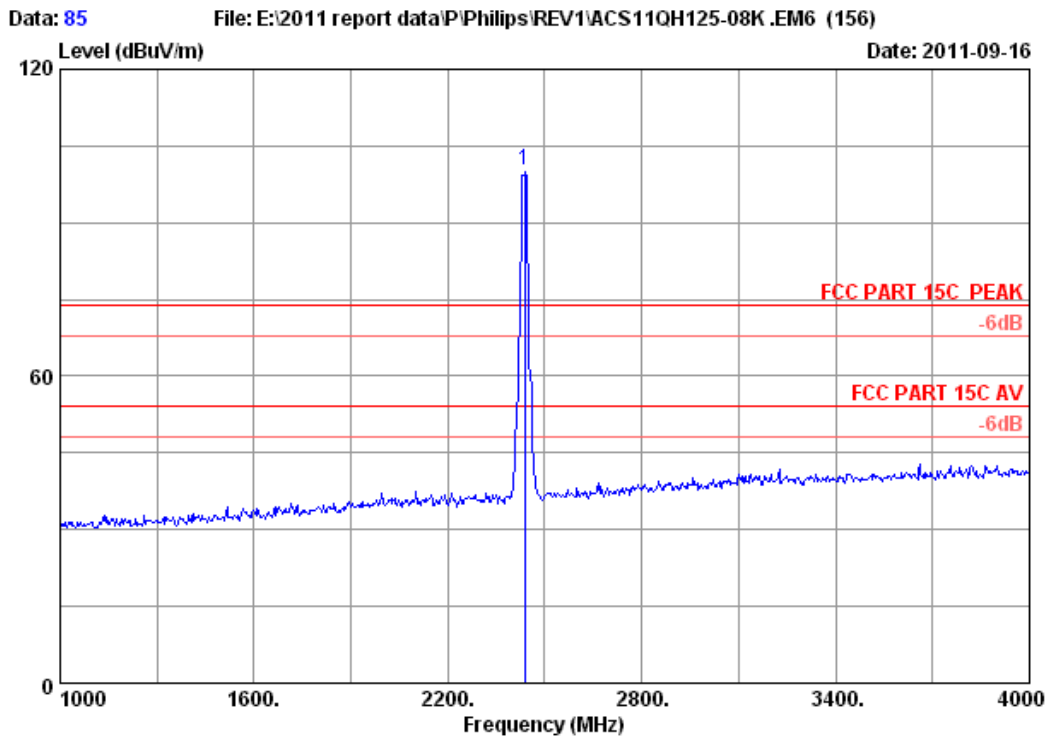


Site no. : 3m Chamber Data no. : 84
 Dis. / Ant. : 3m 2011 3115 4580 Ant. pol. : HORIZONTAL
 Limit : FCC PART 15C PEAK
 Env. / Ins. : 23°C/54% Engineer : Leo-Li
 EUT : GoGear Connect,WiFi MP3 Player
 Power : DC 5V From PC Input AC 120V/60Hz
 Test mode : IEEE802.11g CH6 2437MHz Tx
 M/N : SA3CNT08K/37
 :

	Ant. Freq. (MHz)	Ant. Factor (dB/m)	Cable loss (dB)	Amp. Factor (dB)	Reading (dBuV)	Emission Level (dBuV/m)	Limits (dBuV/m)	Margin (dB)	Remark
1	4874.000	32.98	9.62	34.60	41.02	49.02	54.00	4.98	Average
2	4874.000	32.98	9.62	34.60	43.98	51.98	74.00	22.02	Peak

Remarks:

1. Emission Level= Antenna Factor + Cable Loss -Amp Factor + Reading.
2. The emission levels that are 20dB below the official limit are not reported.

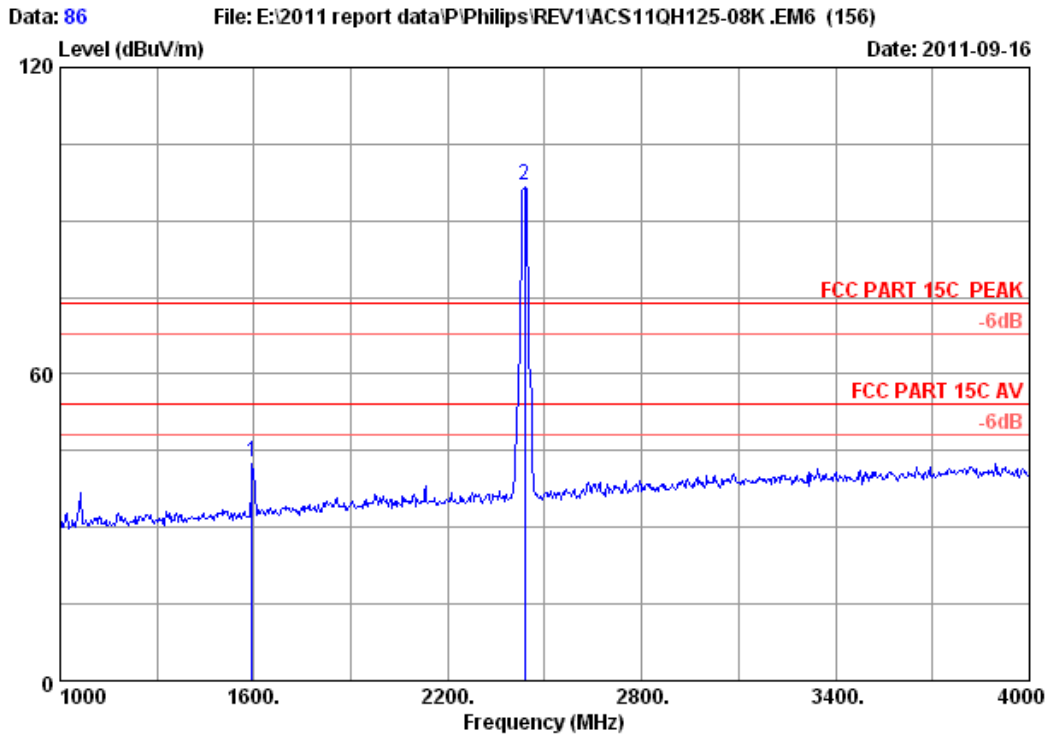


Site no. : 3m Chamber Data no. : 85
 Dis. / Ant. : 3m 2011 3115 4580 Ant. pol. : HORIZONTAL
 Limit : FCC PART 15C PEAK
 Env. / Ins. : 23*C/54% Engineer : Leo-Li
 EUT : GoGear Connect,WiFi MP3 Player
 Power : DC 5V From PC Input AC 120V/60Hz
 Test mode : IEEE802.11g CH6 2437MHz Tx
 M/N : SA3CNT08K/37
 :

	Ant.	Cable	Amp.	Emission				
Freq.	Factor	loss	Factor	Reading	Level	Limits	Margin	Remark
(MHz)	(dB/m)	(dB)	(dB)	(dBUV)	(dBUV/m)	(dBUV/m)	(dB)	
1 2437.000	28.03	6.81	34.44	99.85	100.25	74.00	-26.25	Peak

Remarks:

1. Emission Level= Antenna Factor + Cable Loss -Amp Factor + Reading.
2. The emission levels that are 20dB below the official limit are not reported.

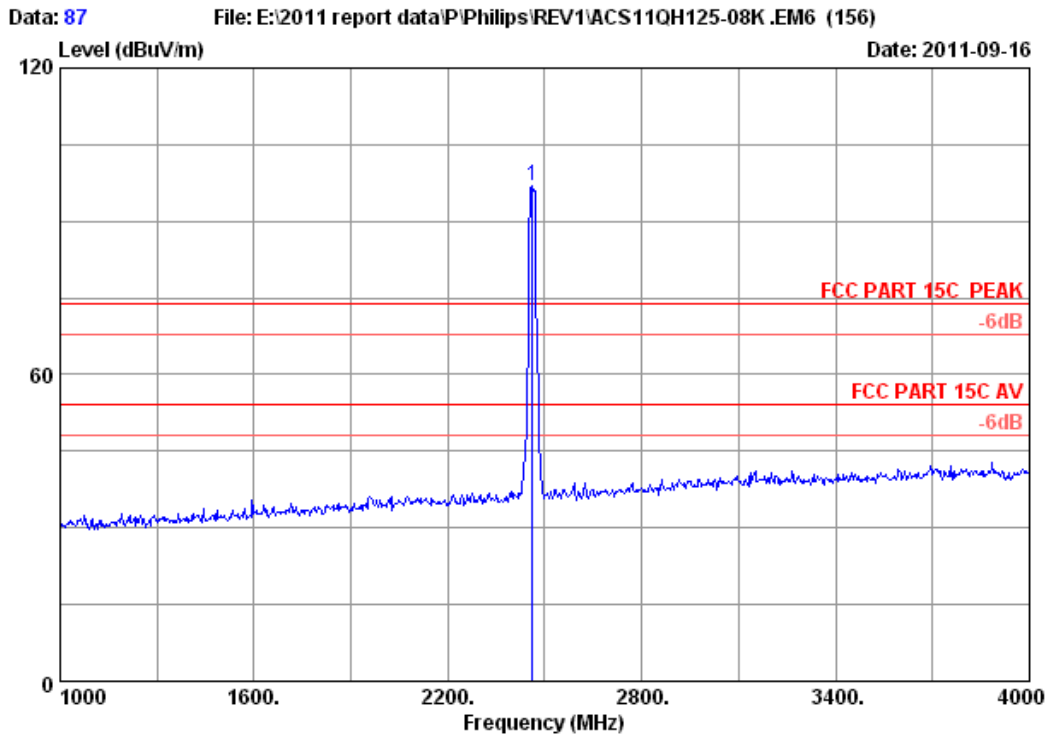


Site no. : 3m Chamber Data no. : 86
 Dis. / Ant. : 3m 2011 3115 4580 Ant. pol. : VERTICAL
 Limit : FCC PART 15C PEAK
 Env. / Ins. : 23°C/54% Engineer : Leo-Li
 EUT : GoGear Connect,WiFi MP3 Player
 Power : DC 5V From PC Input AC 120V/60Hz
 Test mode : IEEE802.11g CH6 2437MHz Tx
 M/N : SA3CNT08K/37
 :

	Ant.	Cable	Amp.	Emission					
Freq.	Factor	loss	Factor	Reading	Level	Limits	Margin	Remark	
(MHz)	(dB/m)	(dB)	(dB)	(dBuV)	(dBuV/m)	(dBuV/m)	(dB)		
1	1594.000	25.72	5.35	34.60	46.32	42.79	74.00	31.21	Peak
2	2437.000	28.03	6.81	34.44	96.47	96.87	74.00	-22.87	Peak

Remarks:

1. Emission Level= Antenna Factor + Cable Loss -Amp Factor + Reading.
2. The emission levels that are 20dB below the official limit are not reported.

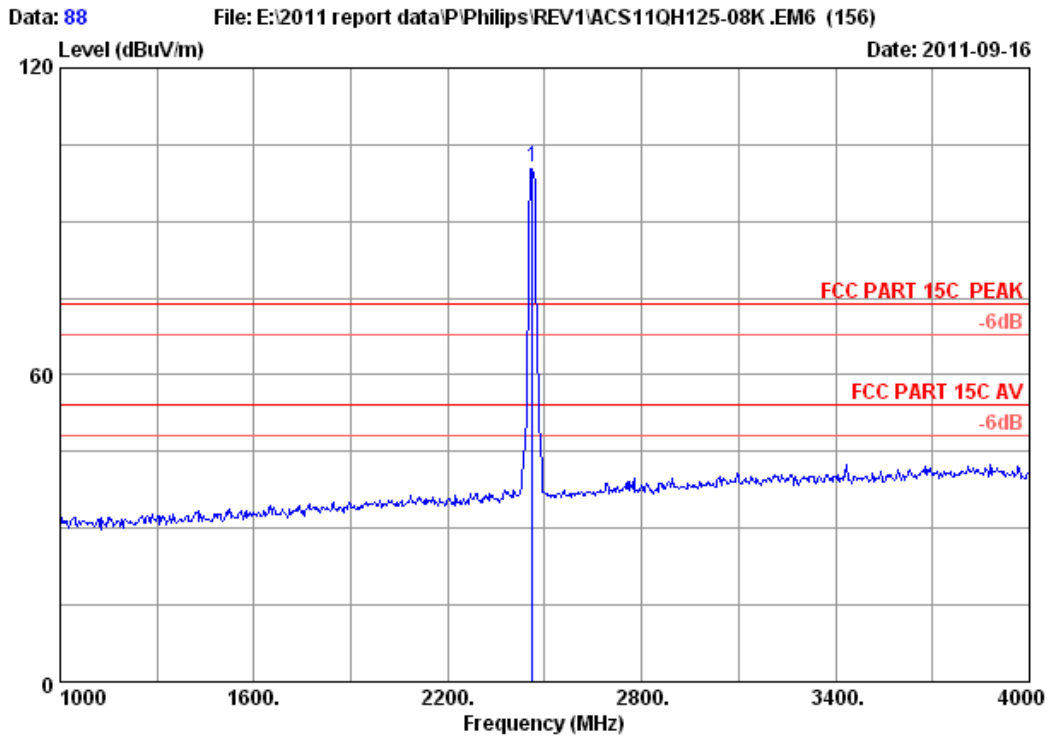


Site no. : 3m Chamber Data no. : 87
 Dis. / Ant. : 3m 2011 3115 4580 Ant. pol. : VERTICAL
 Limit : FCC PART 15C PEAK
 Env. / Ins. : 23°C/54% Engineer : Leo-Li
 EUT : GoGear Connect, WiFi MP3 Player
 Power : DC 5V From PC Input AC 120V/60Hz
 Test mode : IEEE802.11g CH11 2462MHz Tx
 M/N : SA3CNT08K/37
 :

	Ant.	Cable	Amp.	Emission					
Freq.	Factor	loss	Factor	Reading	Level	Limits	Margin	Remark	
(MHz)	(dB/m)	(dB)	(dB)	(dBuV)	(dBuV/m)	(dBuV/m)	(dB)		
1 2462.000	28.05	6.84	34.44	96.43	96.88	74.00	-22.88	Peak	

Remarks:

1. Emission Level= Antenna Factor + Cable Loss -Amp Factor + Reading.
2. The emission levels that are 20dB below the official limit are not reported.

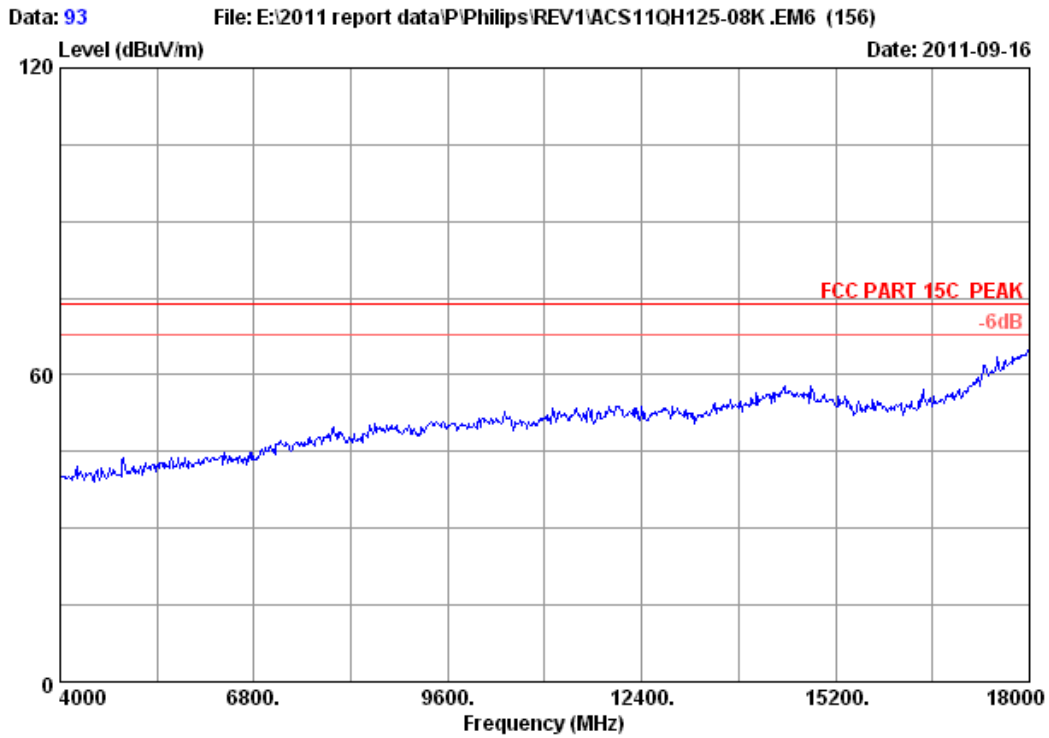


Site no. : 3m Chamber Data no. : 88
 Dis. / Ant. : 3m 2011 3115 4580 Ant. pol. : HORIZONTAL
 Limit : FCC PART 15C PEAK
 Env. / Ins. : 23°C/54% Engineer : Leo-Li
 EUT : GoGear Connect,WiFi MP3 Player
 Power : DC 5V From PC Input AC 120V/60Hz
 Test mode : IEEE802.11g CH11 2462MHz Tx
 M/N : SA3CNT08K/37
 :

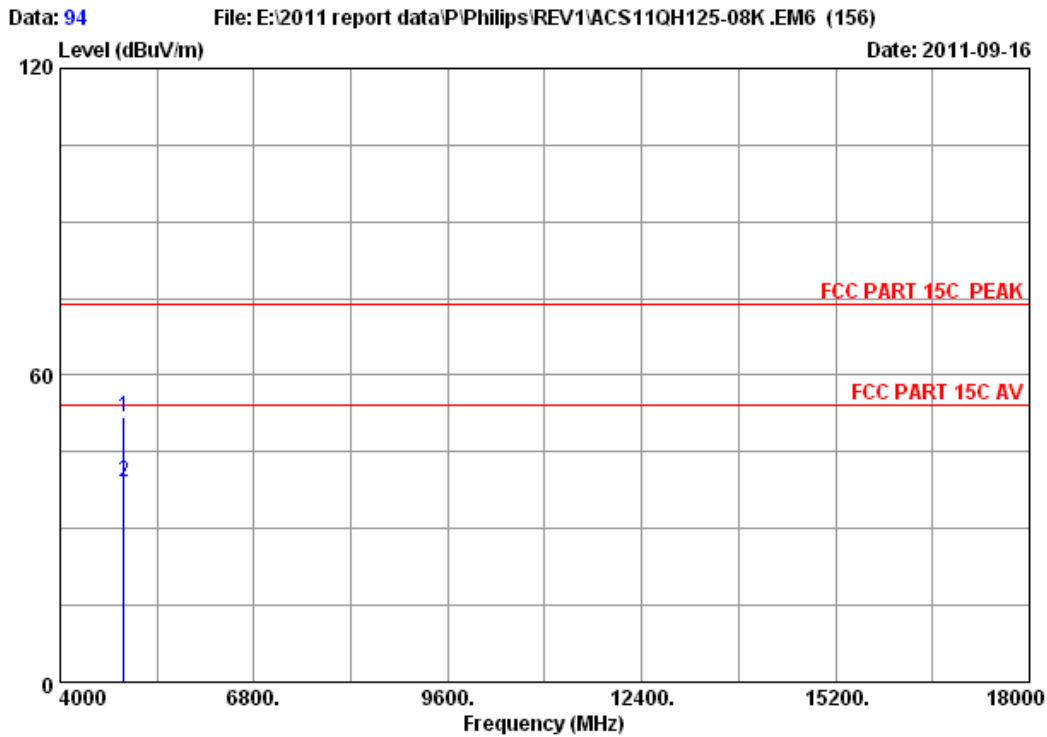
	Ant. Freq. (MHz)	Ant. Factor (dB/m)	Cable loss (dB)	Amp. Factor (dB)	Emission Reading (dBuV)	Emission Level (dBuV/m)	Limits (dBuV/m)	Margin (dB)	Remark
1	2462.000	28.05	6.84	34.44	100.32	100.77	74.00	-26.77	Peak

Remarks:

1. Emission Level= Antenna Factor + Cable Loss -Amp Factor + Reading.
2. The emission levels that are 20dB below the official limit are not reported.



Site no. : 3m Chamber Data no. : 93
Dis. / Ant. : 3m 2011 3115 4580 Ant. pol. : VERTICAL
Limit : FCC PART 15C PEAK
Env. / Ins. : 23°C/54% Engineer : Leo-Li
EUT : GoGear Connect,WiFi MP3 Player
Power : DC 5V From PC Input AC 120V/60Hz
Test mode : IEEE802.11g CH11 2462MHz Tx
M/N : SA3CNT08K/37
:

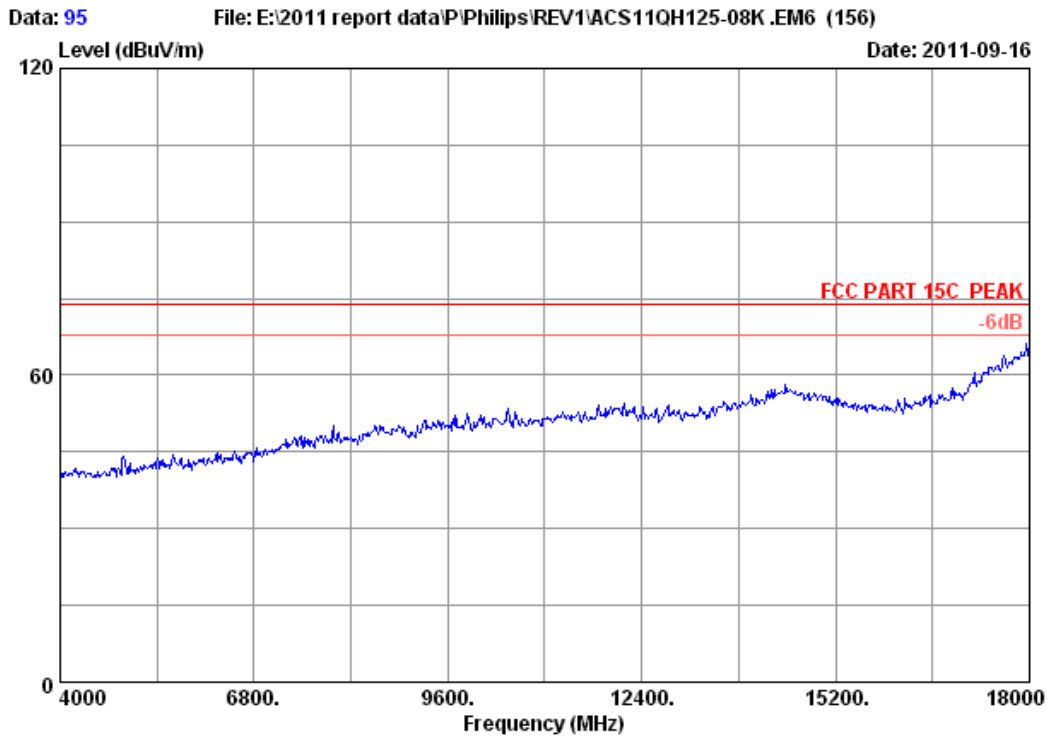


Site no. : 3m Chamber Data no. : 94
 Dis. / Ant. : 3m 2011 3115 4580 Ant. pol. : VERTICAL
 Limit : FCC PART 15C PEAK
 Env. / Ins. : 23°C/54% Engineer : Leo-Li
 EUT : GoGear Connect,WiFi MP3 Player
 Power : DC 5V From PC Input AC 120V/60Hz
 Test mode : IEEE802.11g CH11 2462MHz Tx
 M/N : SA3CNT08K/37
 :

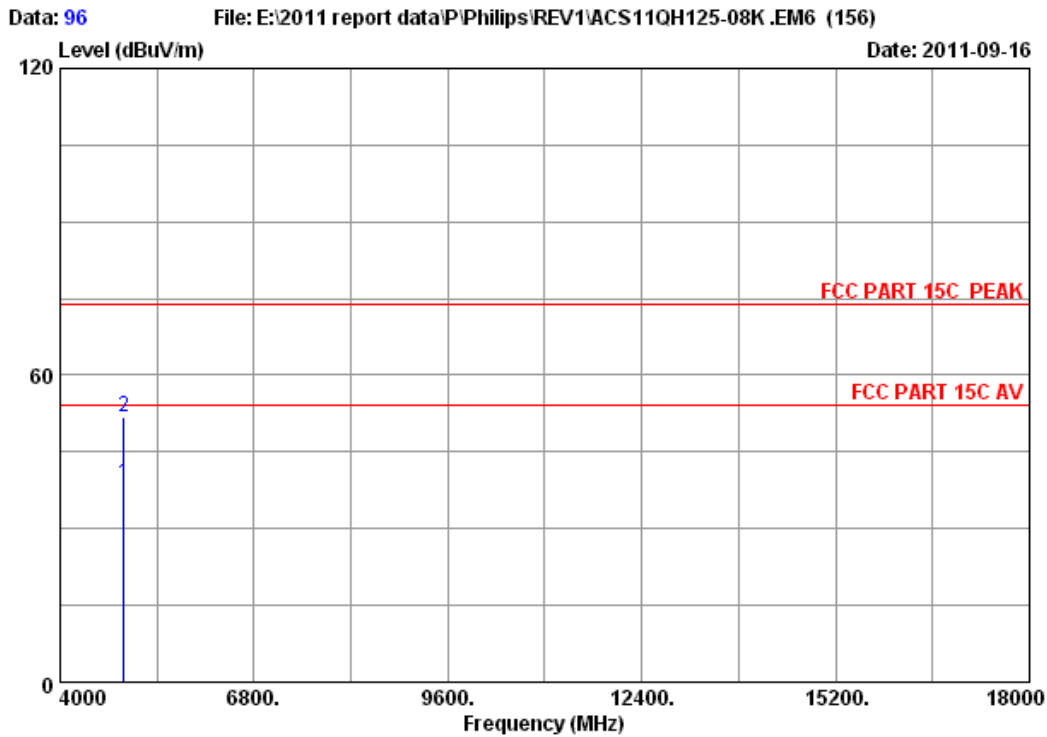
	Ant. Freq. (MHz)	Ant. Factor (dB/m)	Cable loss (dB)	Amp. Factor (dB)	Reading (dBuV)	Emission Level (dBuV/m)	Limits (dBuV/m)	Margin (dB)	Remark
1	4924.000	33.08	9.66	34.60	43.64	51.78	74.00	22.22	Peak
2	4924.000	33.08	9.66	34.60	30.97	39.11	54.00	14.89	Average

Remarks:

1. Emission Level= Antenna Factor + Cable Loss -Amp Factor + Reading.
2. The emission levels that are 20dB below the official limit are not reported.



Site no. : 3m Chamber Data no. : 95
Dis. / Ant. : 3m 2011 3115 4580 Ant. pol. : HORIZONTAL
Limit : FCC PART 15C PEAK
Env. / Ins. : 23°C/54% Engineer : Leo-Li
EUT : GoGear Connect, WiFi MP3 Player
Power : DC 5V From PC Input AC 120V/60Hz
Test mode : IEEE802.11g CH11 2462MHz Tx
M/N : SA3CNT08K/37
:

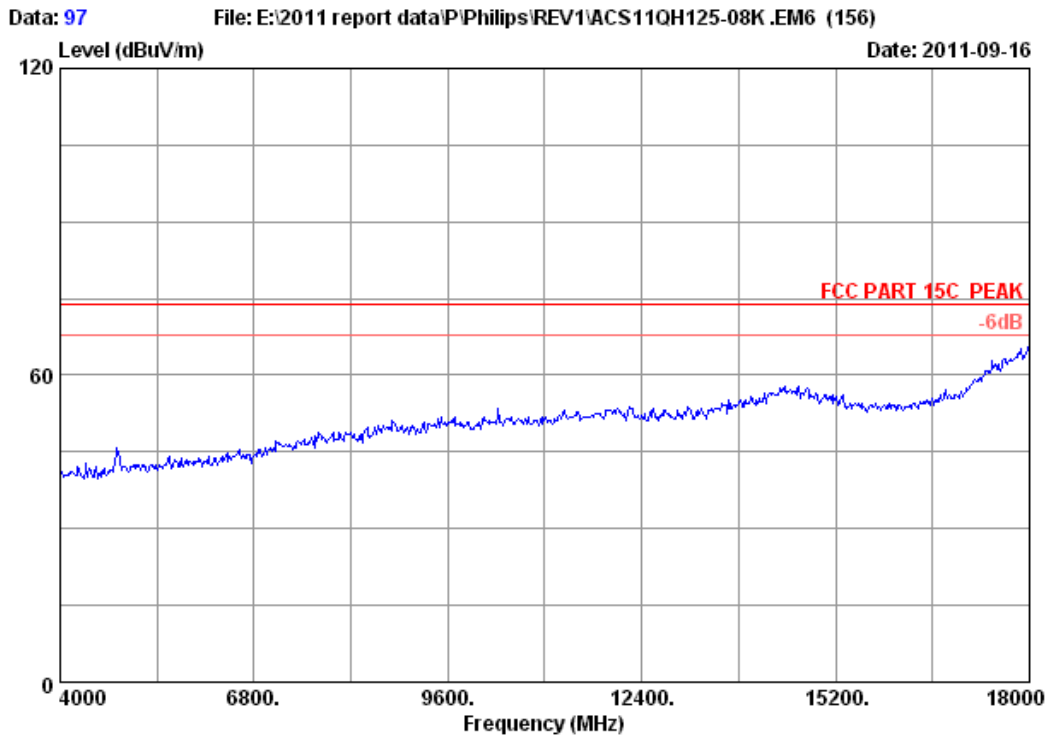


Site no. : 3m Chamber Data no. : 96
 Dis. / Ant. : 3m 2011 3115 4580 Ant. pol. : HORIZONTAL
 Limit : FCC PART 15C PEAK
 Env. / Ins. : 23°C/54% Engineer : Leo-Li
 EUT : GoGear Connect,WiFi MP3 Player
 Power : DC 5V From PC Input AC 120V/60Hz
 Test mode : IEEE802.11g CH11 2462MHz Tx
 M/N : SA3CNT08K/37
 :

	Ant. Freq. (MHz)	Ant. Factor (dB/m)	Cable loss (dB)	Amp. Factor (dB)	Reading (dBuV)	Emission Level (dBuV/m)	Limits (dBuV/m)	Margin (dB)	Remark
1	4924.000	33.08	9.66	34.60	30.55	38.69	54.00	15.31	Average
2	4924.000	33.08	9.66	34.60	43.75	51.89	74.00	22.11	Peak

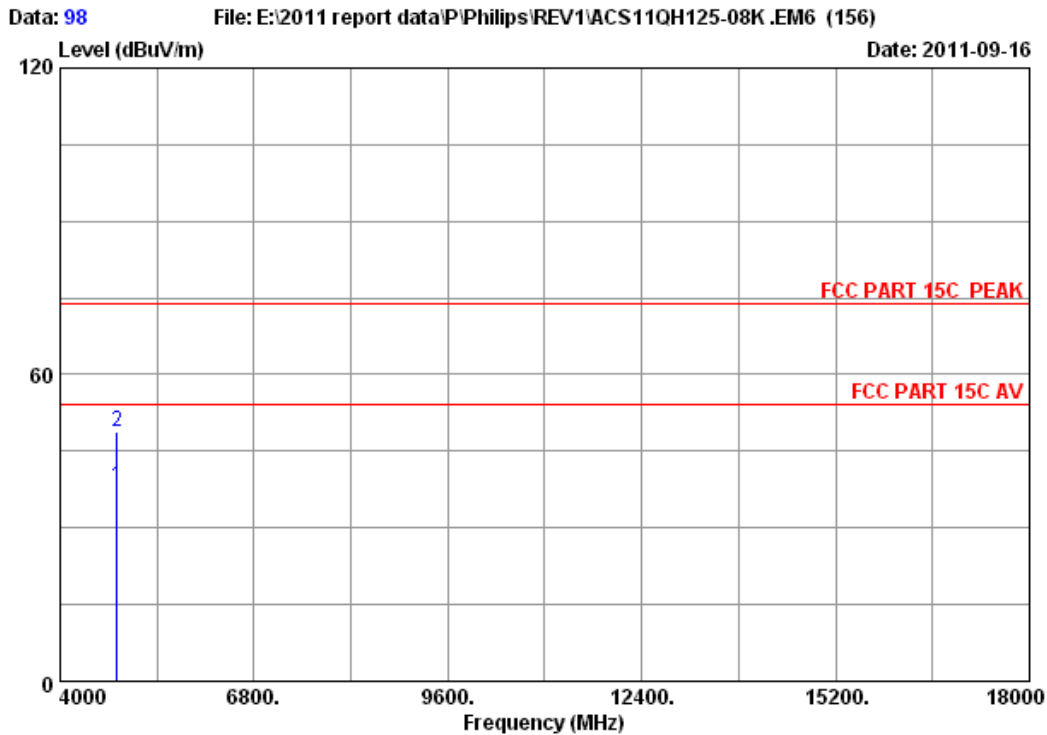
Remarks:

1. Emission Level= Antenna Factor + Cable Loss -Amp Factor + Reading.
2. The emission levels that are 20dB below the official limit are not reported.



```

Site no.       : 3m Chamber           Data no. : 97
Dis. / Ant.   : 3m 2011 3115 4580    Ant. pol.: HORIZONTAL
Limit         : FCC PART 15C PEAK
Env. / Ins.   : 23*C/54%             Engineer : Leo-Li
EUT           : GoGear Connect,WiFi MP3 Player
Power         : DC 5V From PC Input AC 120V/60Hz
Test mode     : IEEE802.11nHT20 CH1 2412MHz Tx
M/N           : SA3CNT08K/37
    
```

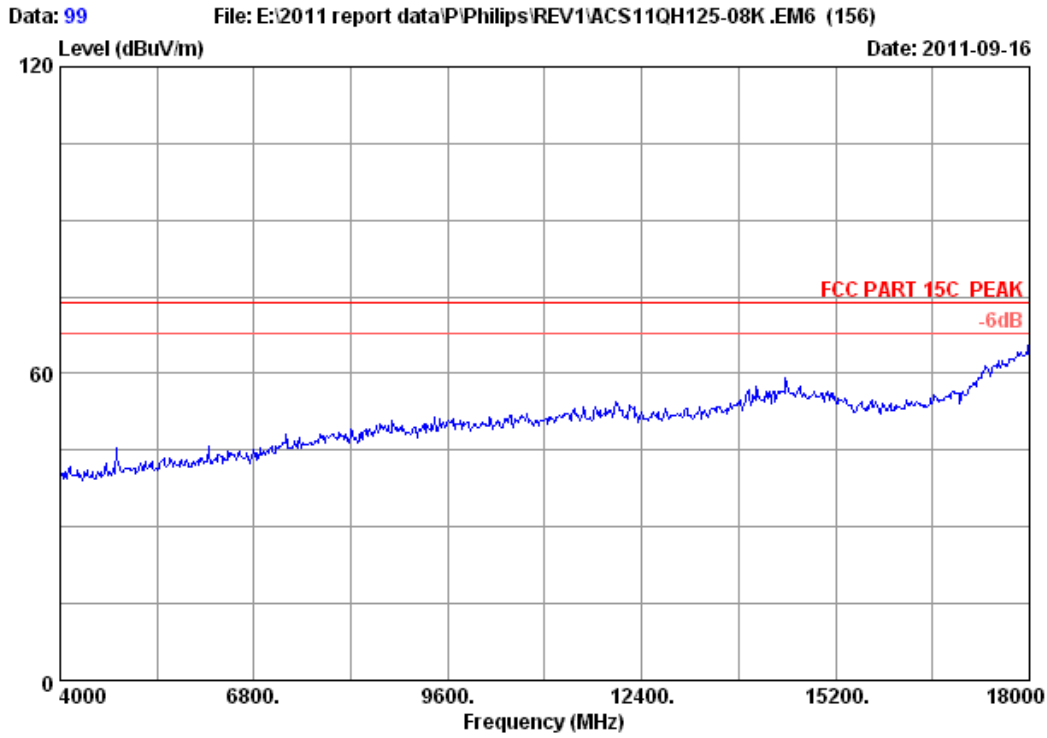


Site no. : 3m Chamber Data no. : 98
 Dis. / Ant. : 3m 2011 3115 4580 Ant. pol. : HORIZONTAL
 Limit : FCC PART 15C PEAK
 Env. / Ins. : 23°C/54% Engineer : Leo-Li
 EUT : GoGear Connect,WiFi MP3 Player
 Power : DC 5V From PC Input AC 120V/60Hz
 Test mode : IEEE802.11nHT20 CH1 2412MHz Tx
 M/N : SA3CNT08K/37
 :

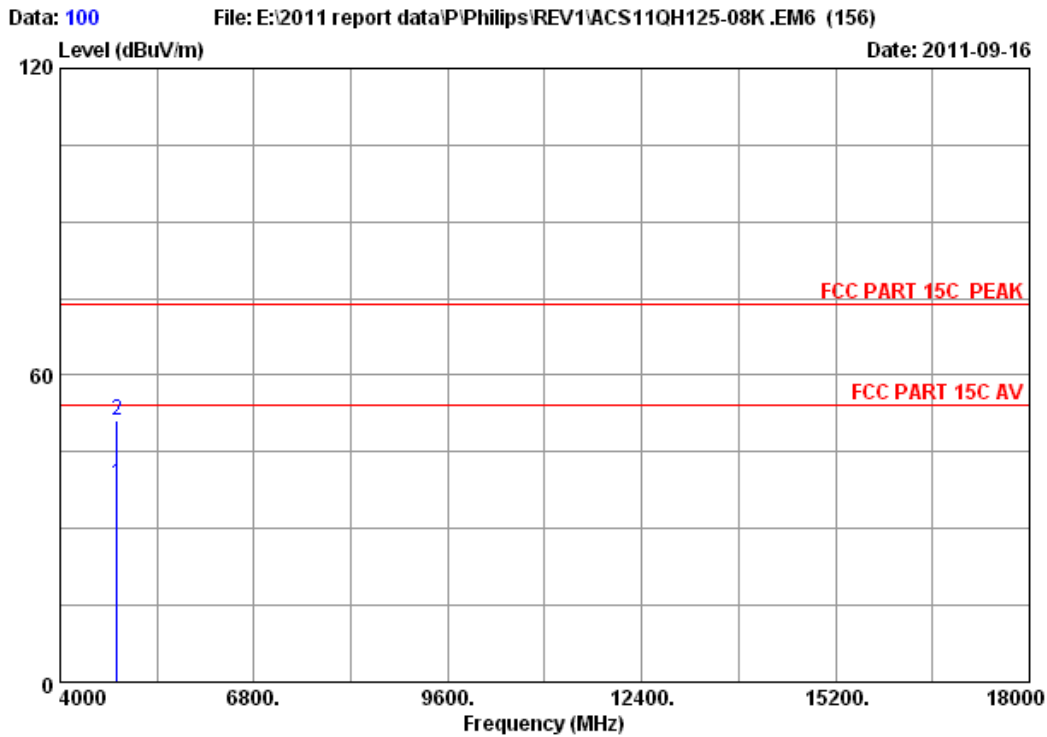
	Ant. Freq. (MHz)	Ant. Factor (dB/m)	Cable loss (dB)	Amp. Factor (dB)	Reading (dBuV)	Emission Level (dBuV/m)	Limits (dBuV/m)	Margin (dB)	Remark
1	4824.000	32.89	9.57	34.60	30.35	38.21	54.00	15.79	Average
2	4824.000	32.89	9.57	34.60	40.86	48.72	74.00	25.28	Peak

Remarks:

1. Emission Level= Antenna Factor + Cable Loss -Amp Factor + Reading.
2. The emission levels that are 20dB below the official limit are not reported.



Site no. : 3m Chamber Data no. : 99
Dis. / Ant. : 3m 2011 3115 4580 Ant. pol. : VERTICAL
Limit : FCC PART 15C PEAK
Env. / Ins. : 23°C/54% Engineer : Leo-Li
EUT : GoGear Connect,WiFi MP3 Player
Power : DC 5V From PC Input AC 120V/60Hz
Test mode : IEEE802.11nHT20 CH1 2412MHz Tx
M/N : SA3CNT08K/37
:

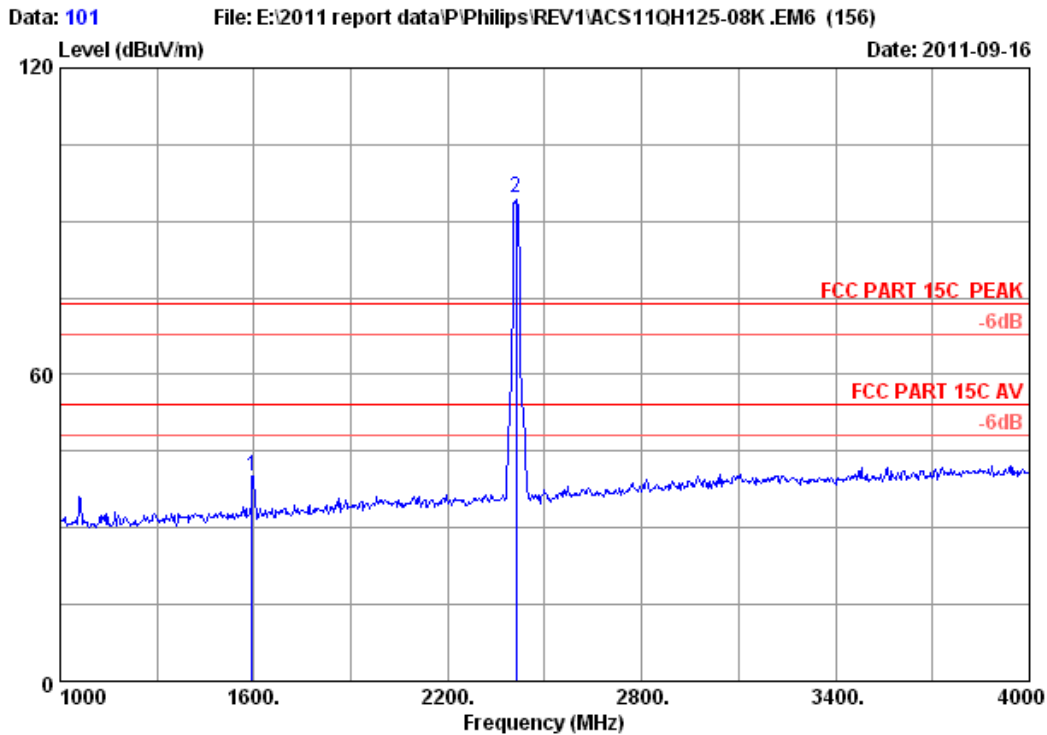


Site no. : 3m Chamber Data no. : 100
 Dis. / Ant. : 3m 2011 3115 4580 Ant. pol. : VERTICAL
 Limit : FCC PART 15C PEAK
 Env. / Ins. : 23°C/54% Engineer : Leo-Li
 EUT : GoGear Connect,WiFi MP3 Player
 Power : DC 5V From PC Input AC 120V/60Hz
 Test mode : IEEE802.11nHT20 CH1 2412MHz Tx
 M/N : SA3CNT08K/37
 :

	Ant. Freq. (MHz)	Ant. Factor (dB/m)	Cable loss (dB)	Amp. Factor (dB)	Reading (dBuV)	Emission Level (dBuV/m)	Limits (dBuV/m)	Margin (dB)	Remark
1	4824.000	32.89	9.57	34.60	30.98	38.84	54.00	15.16	Average
2	4824.000	32.89	9.57	34.60	43.17	51.03	74.00	22.97	Peak

Remarks:

1. Emission Level= Antenna Factor + Cable Loss -Amp Factor + Reading.
2. The emission levels that are 20dB below the official limit are not reported.

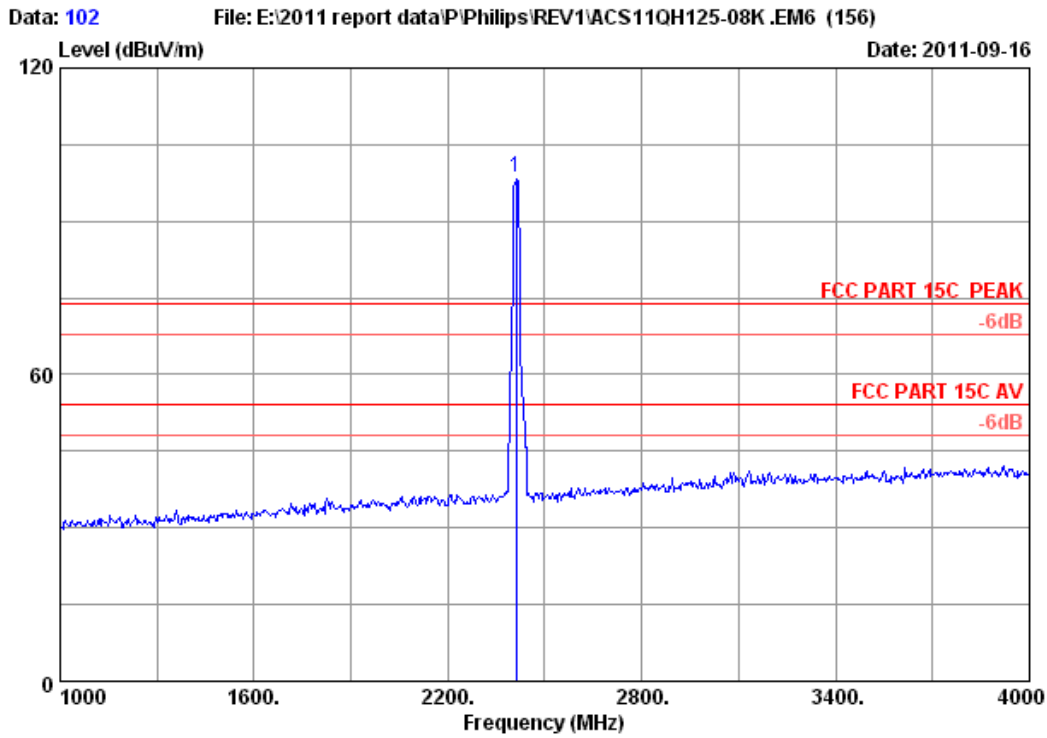


Site no. : 3m Chamber Data no. : 101
 Dis. / Ant. : 3m 2011 3115 4580 Ant. pol. : VERTICAL
 Limit : FCC PART 15C PEAK
 Env. / Ins. : 23°C/54% Engineer : Leo-Li
 EUT : GoGear Connect,WiFi MP3 Player
 Power : DC 5V From PC Input AC 120V/60Hz
 Test mode : IEEE802.11nHT20 CH1 2412MHz Tx
 M/N : SA3CNT08K/37
 :

	Freq. (MHz)	Ant. Factor (dB/m)	Cable loss (dB)	Amp. Factor (dB)	Reading (dBuV)	Emission Level (dBuV/m)	Limits (dBuV/m)	Margin (dB)	Remark
1	1594.000	25.72	5.35	34.60	43.65	40.12	74.00	33.88	Peak
2	2412.000	27.98	6.78	34.44	94.33	94.65	74.00	-20.65	Peak

Remarks:

1. Emission Level= Antenna Factor + Cable Loss -Amp Factor + Reading.
2. The emission levels that are 20dB below the official limit are not reported.



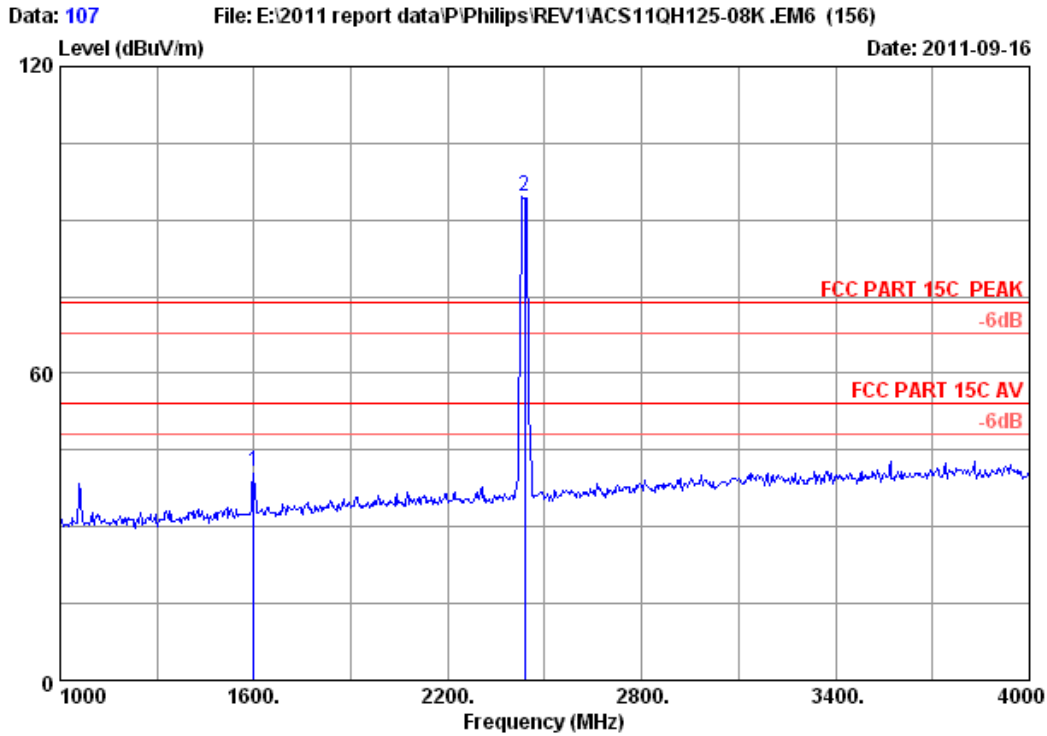
```

Site no.       : 3m Chamber           Data no. : 102
Dis. / Ant.   : 3m 2011 3115 4580    Ant. pol.: HORIZONTAL
Limit         : FCC PART 15C PEAK
Env. / Ins.   : 23*C/54%             Engineer : Leo-Li
EUT           : GoGear Connect,WiFi MP3 Player
Power         : DC 5V From PC Input AC 120V/60Hz
Test mode     : IEEE802.11nHT20 CH1 2412MHz Tx
M/N          : SA3CNT08K/37
    
```

	Ant. Freq. (MHz)	Ant. Factor (dB/m)	Cable loss (dB)	Amp. Factor (dB)	Emission Reading (dBuV)	Emission Level (dBuV/m)	Limits (dBuV/m)	Margin (dB)	Remark
1	2412.000	27.98	6.78	34.44	98.36	98.68	74.00	-24.68	Peak

Remarks:

1. Emission Level= Antenna Factor + Cable Loss -Amp Factor + Reading.
2. The emission levels that are 20dB below the official limit are not reported.



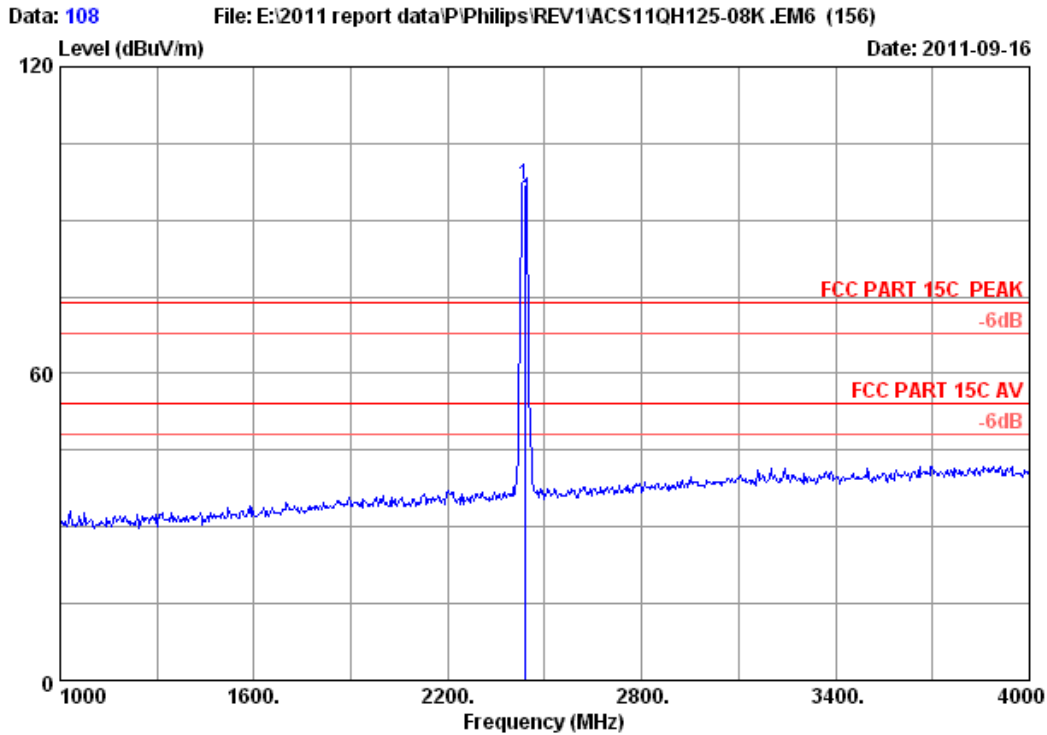
```

Site no.      : 3m Chamber                Data no. : 107
Dis. / Ant.  : 3m 2011 3115 4580         Ant. pol. : VERTICAL
Limit        : FCC PART 15C PEAK
Env. / Ins.  : 23*C/54%                  Engineer  : Leo-Li
EUT          : GoGear Connect,WiFi MP3 Player
Power        : DC 5V From PC Input AC 120V/60Hz
Test mode    : IEEE802.11nHT20 CH6 2437MHz Tx
M/N          : SA3CNT08K/37
:
  
```

	Ant. Freq. (MHz)	Ant. Factor (dB/m)	Cable loss (dB)	Amp. Factor (dB)	Reading (dBuV)	Emission Level (dBuV/m)	Limits (dBuV/m)	Margin (dB)	Remark
1	1600.000	25.72	5.35	34.60	44.23	40.70	74.00	33.30	Peak
2	2437.000	28.03	6.81	34.44	94.22	94.62	74.00	-20.62	Peak

Remarks:

1. Emission Level= Antenna Factor + Cable Loss -Amp Factor + Reading.
2. The emission levels that are 20dB below the official limit are not reported.

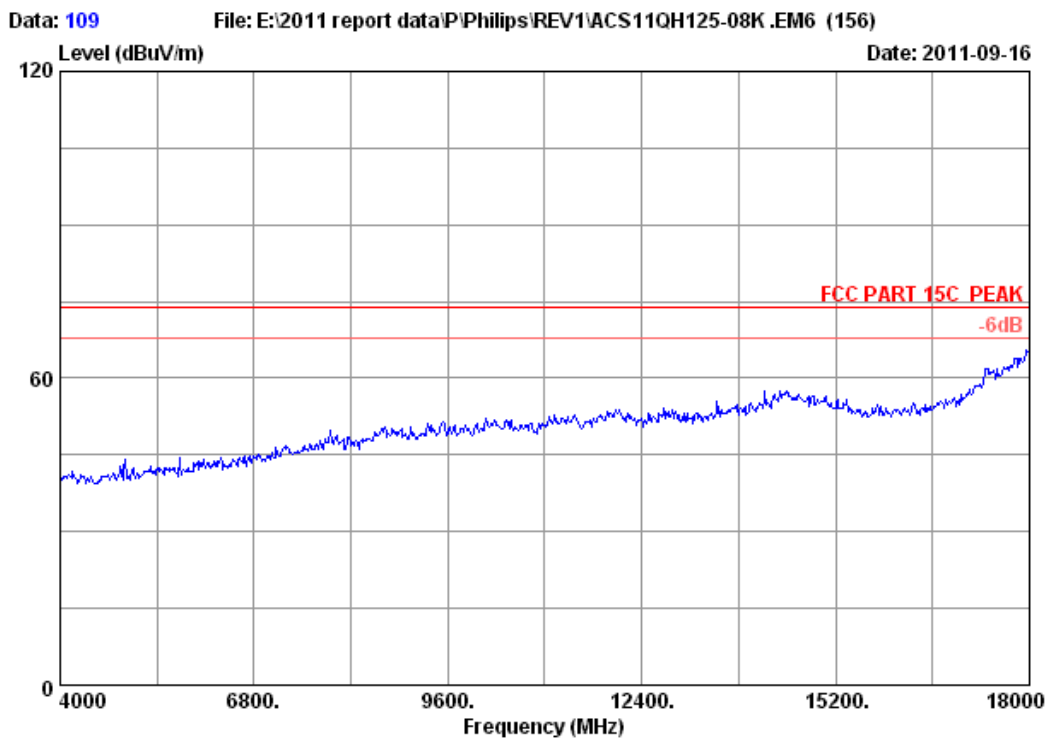


Site no. : 3m Chamber Data no. : 108
 Dis. / Ant. : 3m 2011 3115 4580 Ant. pol. : HORIZONTAL
 Limit : FCC PART 15C PEAK
 Env. / Ins. : 23°C/54% Engineer : Leo-Li
 EUT : GoGear Connect,WiFi MP3 Player
 Power : DC 5V From PC Input AC 120V/60Hz
 Test mode : IEEE802.11nHT20 CH6 2437MHz Tx
 M/N : SA3CNT08K/37
 :

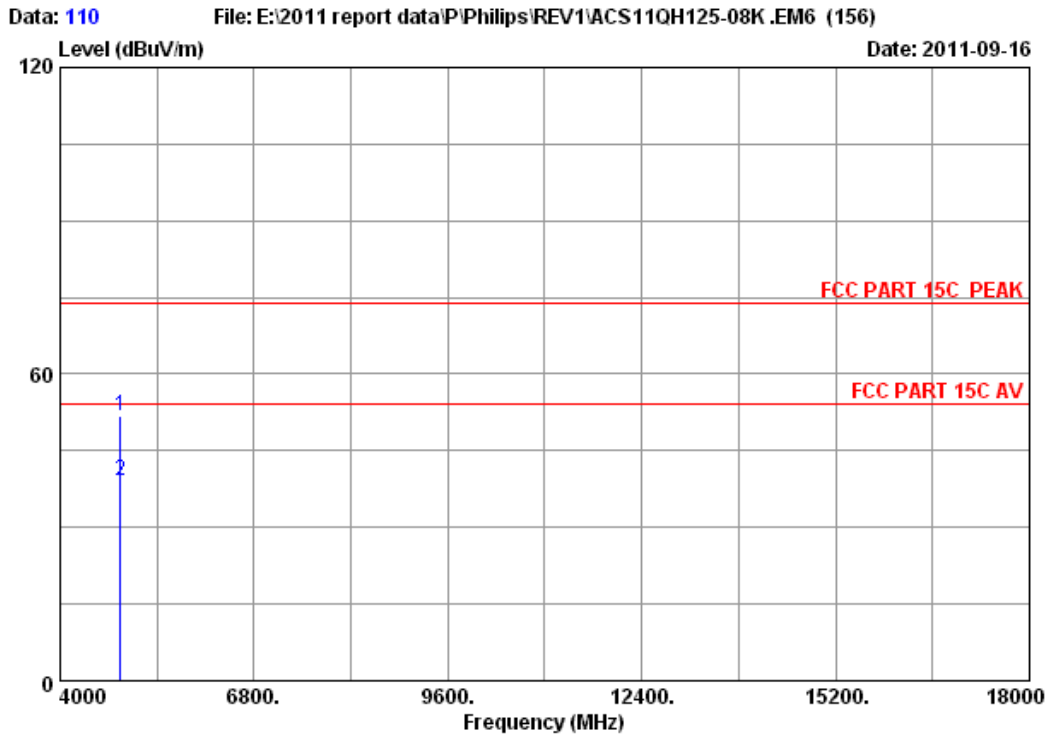
	Ant.	Cable	Amp.	Emission					
Freq.	Factor	loss	Factor	Reading	Level	Limits	Margin	Remark	
(MHz)	(dB/m)	(dB)	(dB)	(dBuV)	(dBuV/m)	(dBuV/m)	(dB)		
1 2437.000	28.03	6.81	34.44	96.64	97.04	74.00	-23.04	Peak	

Remarks:

1. Emission Level= Antenna Factor + Cable Loss -Amp Factor + Reading.
2. The emission levels that are 20dB below the official limit are not reported.



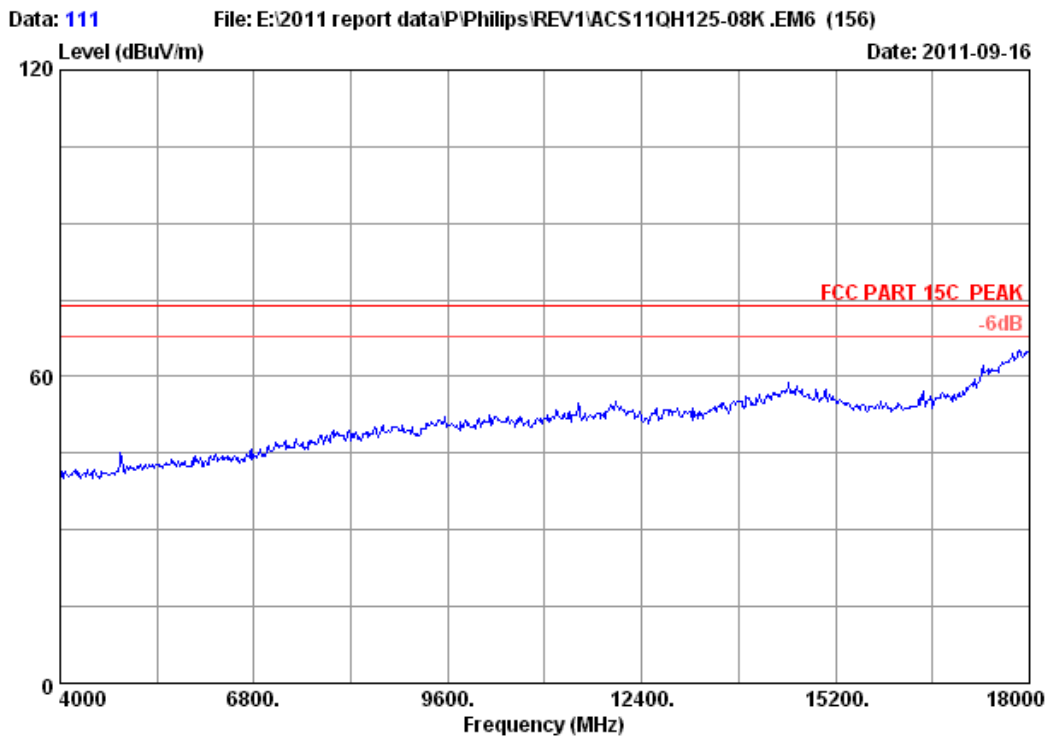
Site no. : 3m Chamber Data no. : 109
 Dis. / Ant. : 3m 2011 3115 4580 Ant. pol. : HORIZONTAL
 Limit : FCC PART 15C PEAK
 Env. / Ins. : 23°C/54% Engineer : Leo-Li
 EUT : GoGear Connect, WiFi MP3 Player
 Power : DC 5V From PC Input AC 120V/60Hz
 Test mode : IEEE802.11nHT20 CH6 2437MHz Tx
 M/N : SA3CNT08K/37
 :



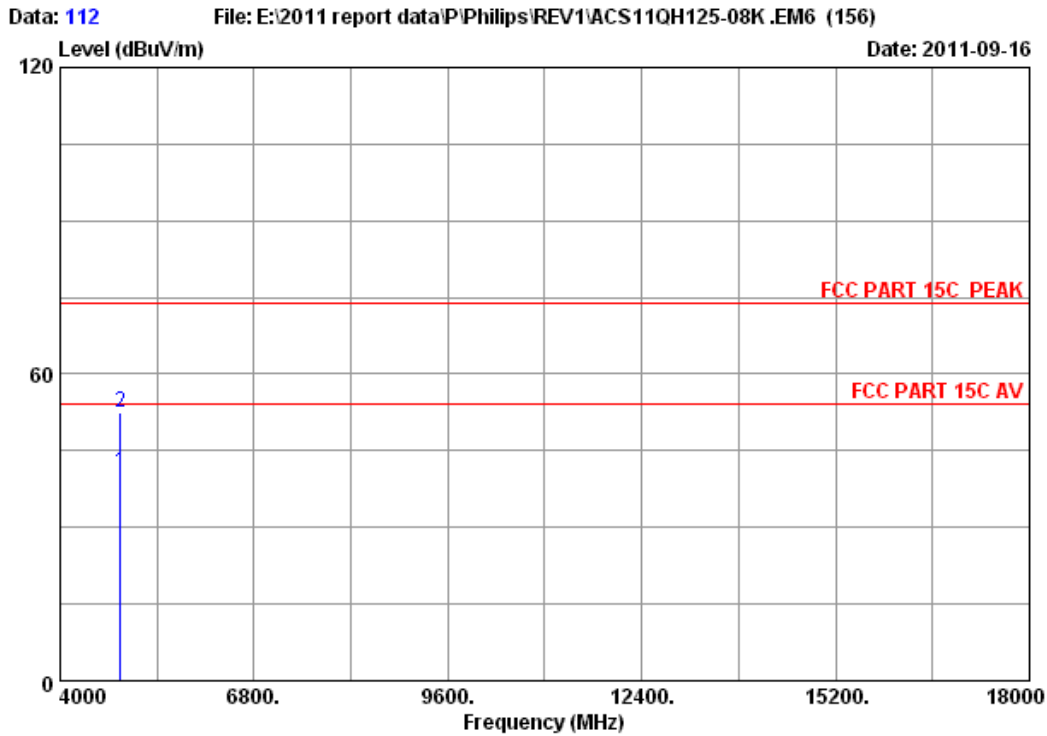
Site no. : 3m Chamber Data no. : 110
 Dis. / Ant. : 3m 2011 3115 4580 Ant. pol. : HORIZONTAL
 Limit : FCC PART 15C PEAK
 Env. / Ins. : 23*C/54% Engineer : Leo-Li
 EUT : GoGear Connect,WiFi MP3 Player
 Power : DC 5V From PC Input AC 120V/60Hz
 Test mode : IEEE802.11nHT20 CH6 2437MHz Tx
 M/N : SA3CNT08K/37
 :

	Ant. Freq. (MHz)	Ant. Factor (dB/m)	Cable loss (dB)	Amp. Factor (dB)	Emission Reading (dBuV)	Emission Level (dBuV/m)	Limits (dBuV/m)	Margin (dB)	Remark
1	4874.000	32.98	9.62	34.60	43.65	51.65	74.00	22.35	Peak
2	4874.000	32.98	9.62	34.60	31.25	39.25	54.00	14.75	Average

- Remarks:
1. Emission Level= Antenna Factor + Cable Loss -Amp Factor + Reading.
 2. The emission levels that are 20dB below the official limit are not reported.



Site no. : 3m Chamber Data no. : 111
Dis. / Ant. : 3m 2011 3115 4580 Ant. pol. : VERTICAL
Limit : FCC PART 15C PEAK
Env. / Ins. : 23°C/54% Engineer : Leo-Li
EUT : GoGear Connect, WiFi MP3 Player
Power : DC 5V From PC Input AC 120V/60Hz
Test mode : IEEE802.11nHT20 CH6 2437MHz Tx
M/N : SA3CNT08K/37
:

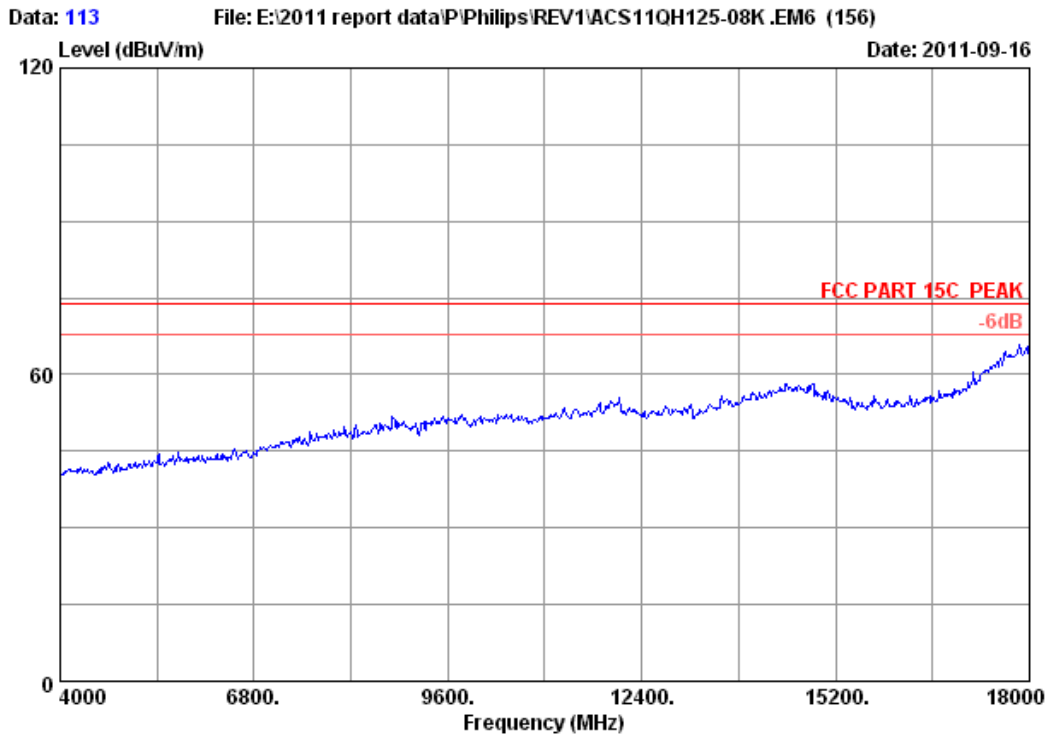


Site no. : 3m Chamber Data no. : 112
 Dis. / Ant. : 3m 2011 3115 4580 Ant. pol. : VERTICAL
 Limit : FCC PART 15C PEAK
 Env. / Ins. : 23*C/54% Engineer : Leo-Li
 EUT : GoGear Connect,WiFi MP3 Player
 Power : DC 5V From PC Input AC 120V/60Hz
 Test mode : IEEE802.11nHT20 CH6 2437MHz Tx
 M/N : SA3CNT08K/37
 :

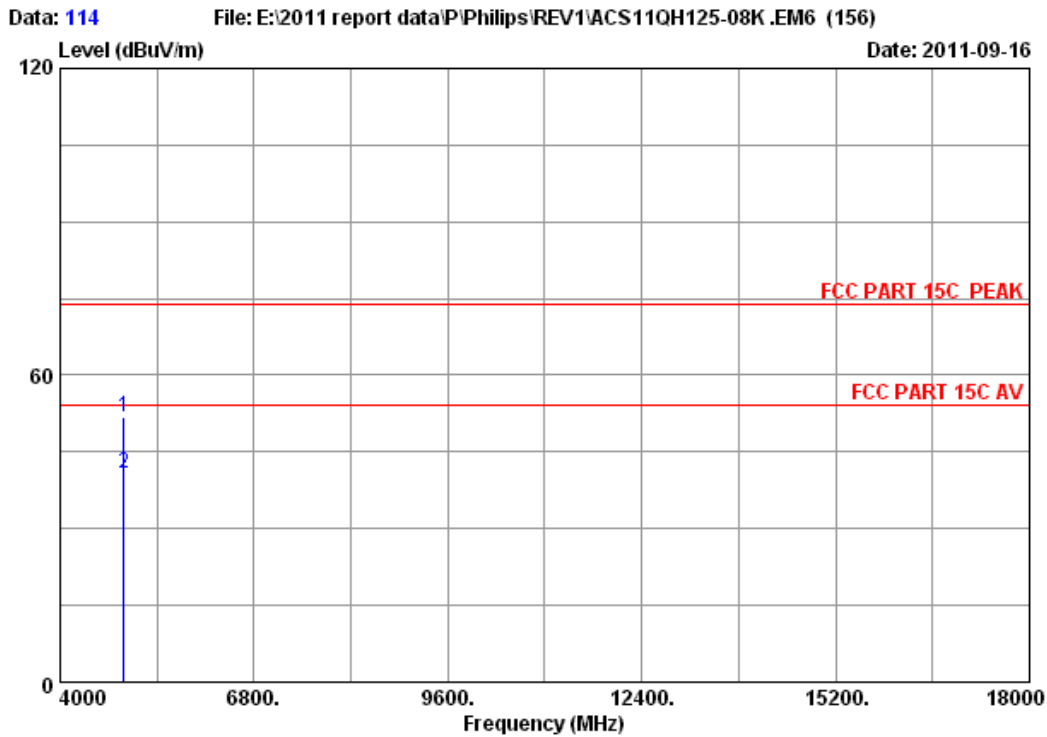
	Ant.	Cable	Amp.	Emission					
Freq.	Factor	loss	Factor	Reading	Level	Limits	Margin	Remark	
(MHz)	(dB/m)	(dB)	(dB)	(dBuV)	(dBuV/m)	(dBuV/m)	(dB)		
1	4874.000	32.98	9.62	34.60	32.68	40.68	54.00	13.32	Average
2	4874.000	32.98	9.62	34.60	44.35	52.35	74.00	21.65	Peak

Remarks:

1. Emission Level= Antenna Factor + Cable Loss -Amp Factor + Reading.
2. The emission levels that are 20dB below the official limit are not reported.



Site no. : 3m Chamber Data no. : 113
Dis. / Ant. : 3m 2011 3115 4580 Ant. pol. : VERTICAL
Limit : FCC PART 15C PEAK
Env. / Ins. : 23°C/54% Engineer : Leo-Li
EUT : GoGear Connect, WiFi MP3 Player
Power : DC 5V From PC Input AC 120V/60Hz
Test mode : IEEE802.11nHT20 CH11 2462MHz Tx
M/N : SA3CNT08K/37
:

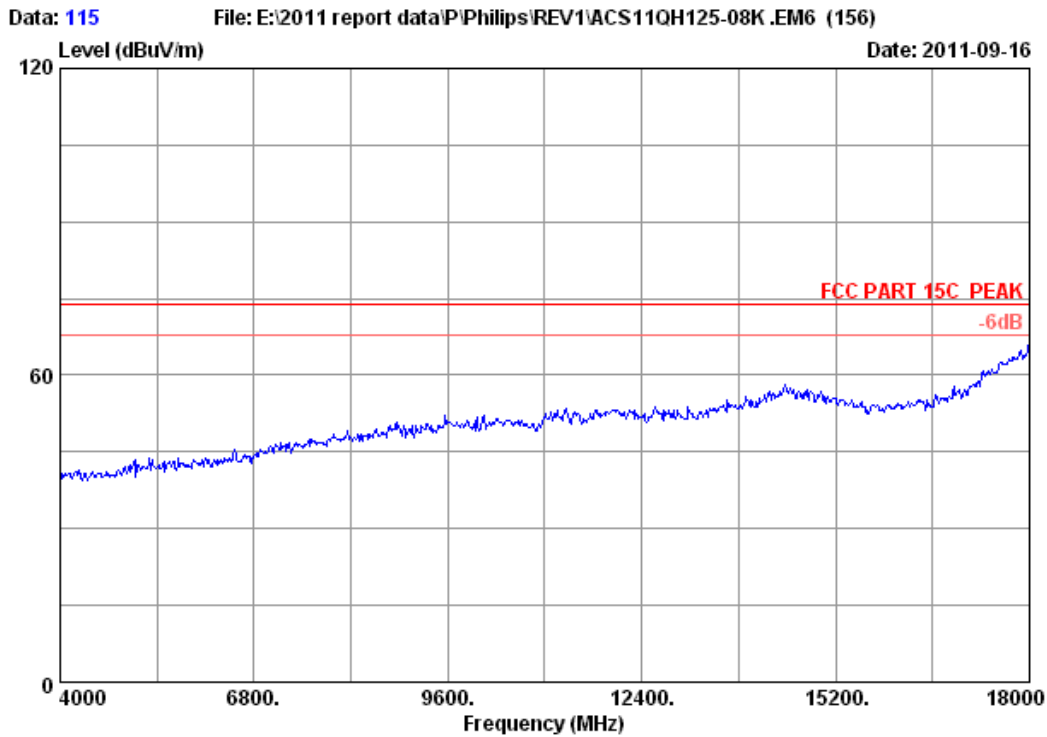


Site no. : 3m Chamber Data no. : 114
 Dis. / Ant. : 3m 2011 3115 4580 Ant. pol. : VERTICAL
 Limit : FCC PART 15C PEAK
 Env. / Ins. : 23°C/54% Engineer : Leo-Li
 EUT : GoGear Connect,WiFi MP3 Player
 Power : DC 5V From PC Input AC 120V/60Hz
 Test mode : IEEE802.11nHT20 CH11 2462MHz Tx
 M/N : SA3CNT08K/37
 :

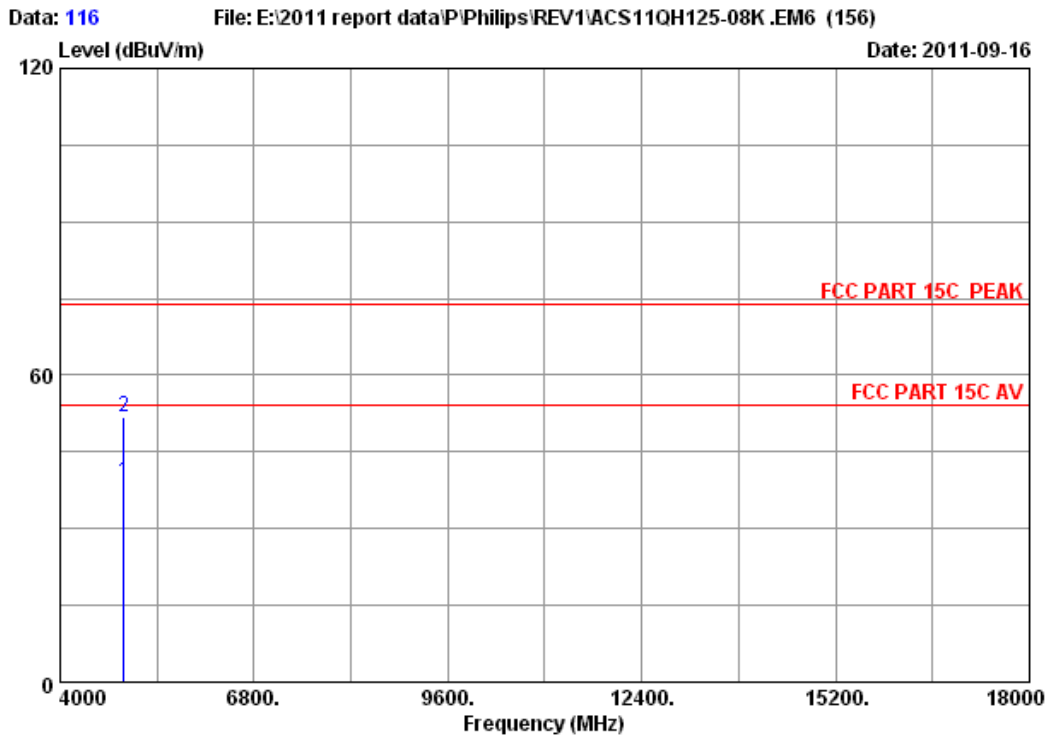
	Freq. (MHz)	Ant. Factor (dB/m)	Cable loss (dB)	Amp. Factor (dB)	Reading (dBuV)	Emission Level (dBuV/m)	Limits (dBuV/m)	Margin (dB)	Remark
1	4924.000	33.08	9.66	34.60	43.67	51.81	74.00	22.19	Peak
2	4924.000	33.08	9.66	34.60	32.66	40.80	54.00	13.20	Average

Remarks:

1. Emission Level= Antenna Factor + Cable Loss -Amp Factor + Reading.
2. The emission levels that are 20dB below the official limit are not reported.



Site no. : 3m Chamber Data no. : 115
 Dis. / Ant. : 3m 2011 3115 4580 Ant. pol. : HORIZONTAL
 Limit : FCC PART 15C PEAK
 Env. / Ins. : 23°C/54% Engineer : Leo-Li
 EUT : GoGear Connect, WiFi MP3 Player
 Power : DC 5V From PC Input AC 120V/60Hz
 Test mode : IEEE802.11nHT20 CH11 2462MHz Tx
 M/N : SA3CNT08K/37
 :

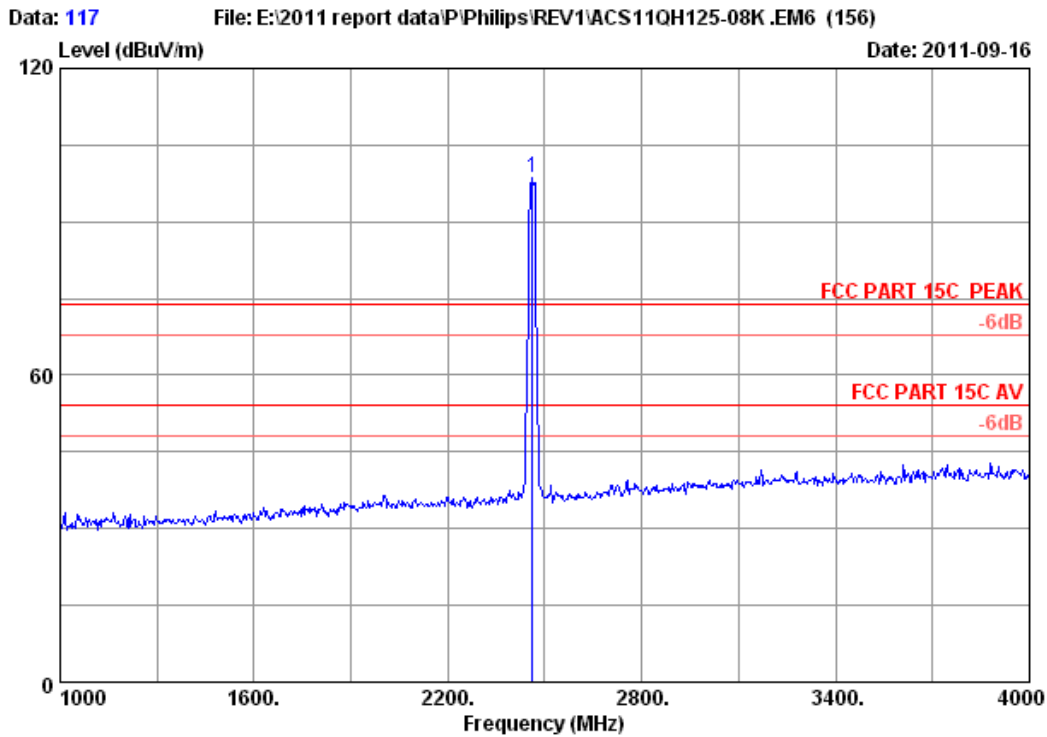


Site no. : 3m Chamber Data no. : 116
 Dis. / Ant. : 3m 2011 3115 4580 Ant. pol. : HORIZONTAL
 Limit : FCC PART 15C PEAK
 Env. / Ins. : 23°C/54% Engineer : Leo-Li
 EUT : GoGear Connect, WiFi MP3 Player
 Power : DC 5V From PC Input AC 120V/60Hz
 Test mode : IEEE802.11nHT20 CH11 2462MHz Tx
 M/N : SA3CNT08K/37
 :

	Ant. Freq. (MHz)	Ant. Factor (dB/m)	Cable loss (dB)	Amp. Factor (dB)	Reading (dBuV)	Emission Level (dBuV/m)	Limits (dBuV/m)	Margin (dB)	Remark
1	4924.000	33.08	9.66	34.60	30.88	39.02	54.00	14.98	Average
2	4924.000	33.08	9.66	34.60	43.66	51.80	74.00	22.20	Peak

Remarks:

1. Emission Level= Antenna Factor + Cable Loss -Amp Factor + Reading.
2. The emission levels that are 20dB below the official limit are not reported.



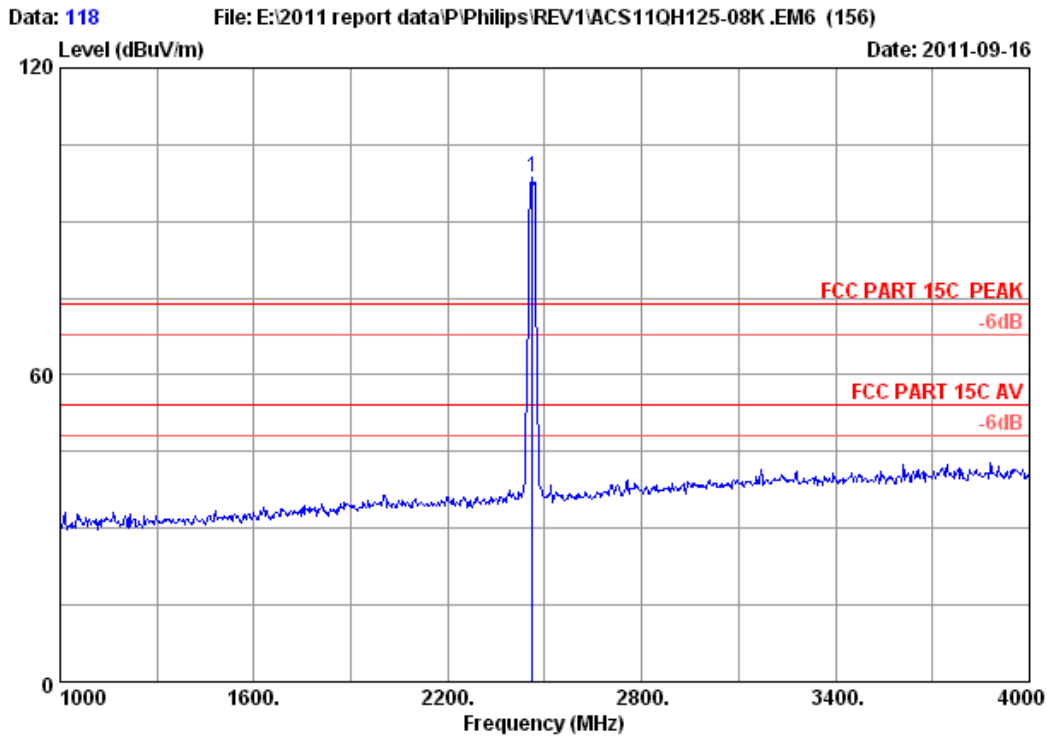
```

Site no.       : 3m Chamber           Data no. : 117
Dis. / Ant.   : 3m 2011 3115 4580     Ant. pol.: HORIZONTAL
Limit         : FCC PART 15C PEAK
Env. / Ins.   : 23*C/54%             Engineer : Leo-Li
EUT           : GoGear Connect,WiFi MP3 Player
Power         : DC 5V From PC Input AC 120V/60Hz
Test mode     : IEEE802.11nHT20 CH11 2462MHz Tx
M/N          : SA3CNT08K/37
    
```

	Ant. Freq. (MHz)	Ant. Factor (dB/m)	Cable loss (dB)	Amp. Factor (dB)	Emission Reading (dBuV)	Emission Level (dBuV/m)	Limits (dBuV/m)	Margin (dB)	Remark
1	2462.000	28.05	6.84	34.44	98.12	98.57	74.00	-24.57	Peak

Remarks:

1. Emission Level= Antenna Factor + Cable Loss -Amp Factor + Reading.
2. The emission levels that are 20dB below the official limit are not reported.

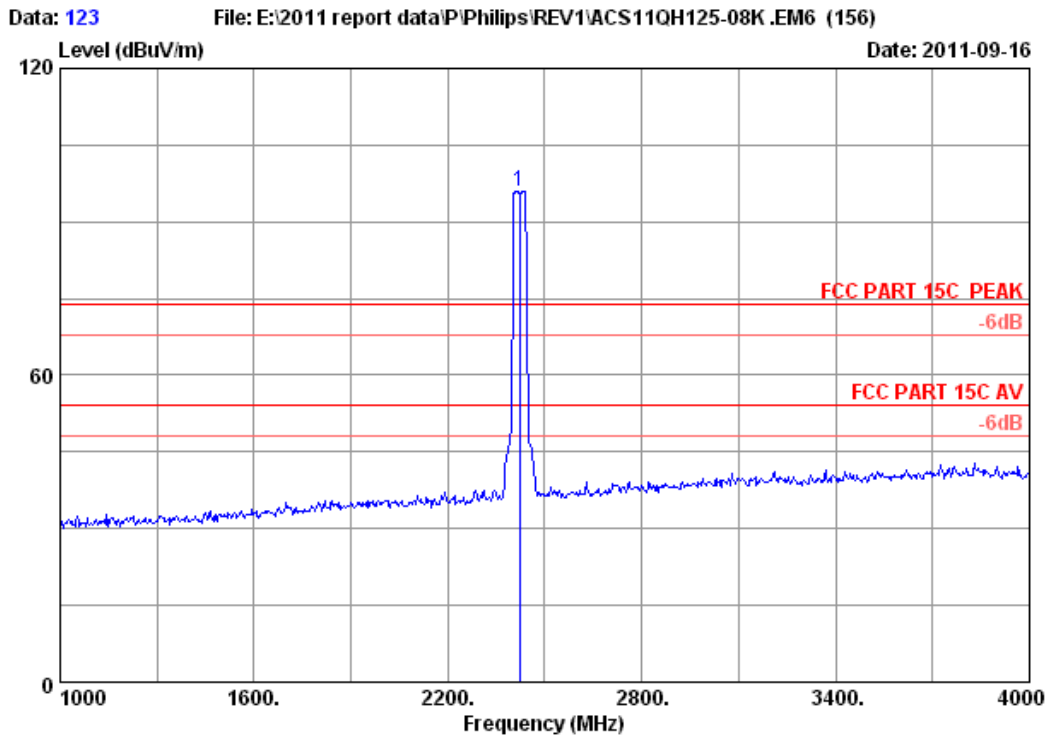


Site no. : 3m Chamber Data no. : 118
 Dis. / Ant. : 3m 2011 3115 4580 Ant. pol. : VERTICAL
 Limit : FCC PART 15C PEAK
 Env. / Ins. : 23°C/54% Engineer : Leo-Li
 EUT : GoGear Connect,WiFi MP3 Player
 Power : DC 5V From PC Input AC 120V/60Hz
 Test mode : IEEE802.11nHT20 CH11 2462MHz Tx
 M/N : SA3CNT08K/37
 :

	Ant. Freq. (MHz)	Ant. Factor (dB/m)	Cable loss (dB)	Amp. Factor (dB)	Reading (dBuV)	Emission Level (dBuV/m)	Limits (dBuV/m)	Margin (dB)	Remark
1	2462.000	28.05	6.84	34.44	98.23	98.68	74.00	-24.68	Peak

Remarks:

1. Emission Level= Antenna Factor + Cable Loss -Amp Factor + Reading.
2. The emission levels that are 20dB below the official limit are not reported.

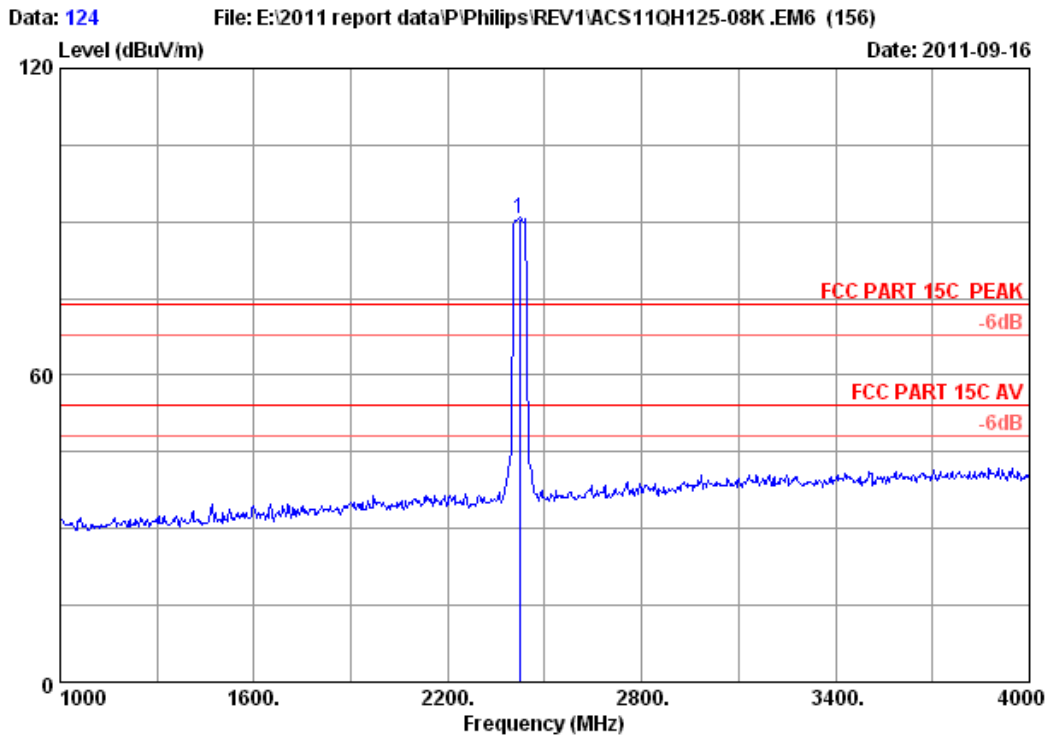


Site no. : 3m Chamber Data no. : 123
 Dis. / Ant. : 3m 2011 3115 4580 Ant. pol. : HORIZONTAL
 Limit : FCC PART 15C PEAK
 Env. / Ins. : 23°C/54% Engineer : Leo-Li
 EUT : GoGear Connect,WiFi MP3 Player
 Power : DC 5V From PC Input AC 120V/60Hz
 Test mode : IEEE802.11nHT40 CH1 2422MHz Tx
 M/N : SA3CNT08K/37
 :

	Ant.	Cable	Amp.	Emission					
Freq.	Factor	loss	Factor	Reading	Level	Limits	Margin	Remark	
(MHz)	(dB/m)	(dB)	(dB)	(dBuV)	(dBuV/m)	(dBuV/m)	(dB)		
1 2422.000	28.00	6.78	34.44	95.68	96.02	74.00	-22.02	Peak	

Remarks:

1. Emission Level= Antenna Factor + Cable Loss -Amp Factor + Reading.
2. The emission levels that are 20dB below the official limit are not reported.

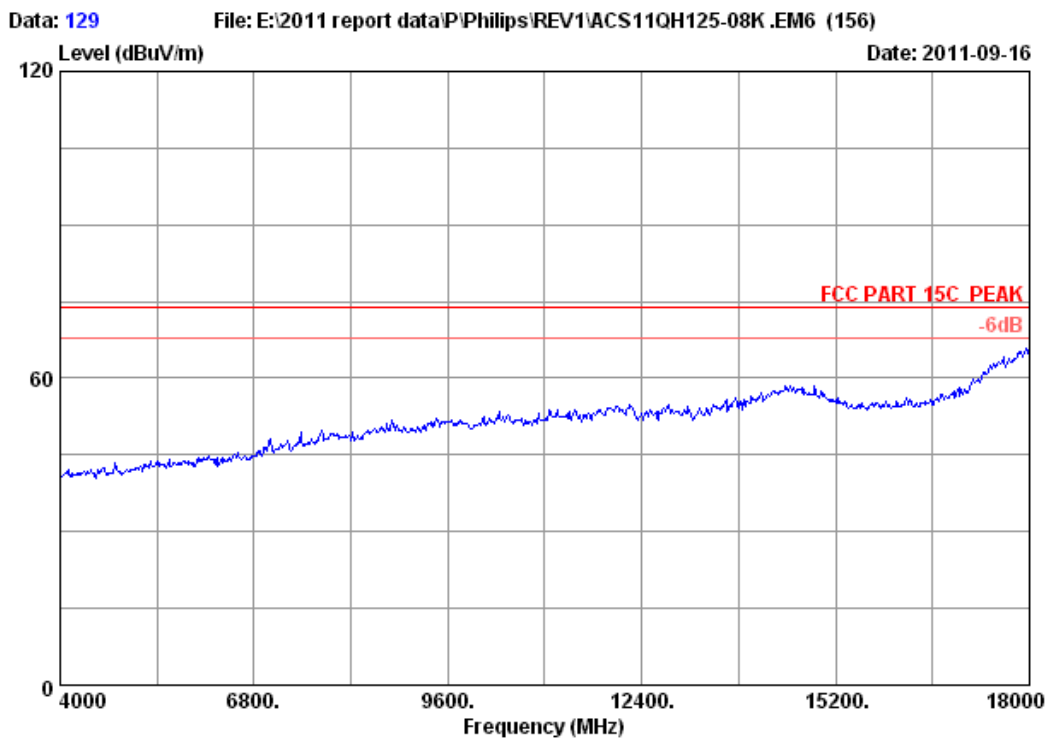


Site no. : 3m Chamber Data no. : 124
 Dis. / Ant. : 3m 2011 3115 4580 Ant. pol. : VERTICAL
 Limit : FCC PART 15C PEAK
 Env. / Ins. : 23°C/54% Engineer : Leo-Li
 EUT : GoGear Connect, WiFi MP3 Player
 Power : DC 5V From PC Input AC 120V/60Hz
 Test mode : IEEE802.11nHT40 CH1 2422MHz Tx
 M/N : SA3CNT08K/37
 :

	Ant.	Cable	Amp.	Emission					
Freq.	Factor	loss	Factor	Reading	Level	Limits	Margin	Remark	
(MHz)	(dB/m)	(dB)	(dB)	(dBuV)	(dBuV/m)	(dBuV/m)	(dB)		
1 2422.000	28.00	6.78	34.44	90.36	90.70	74.00	-16.70	Peak	

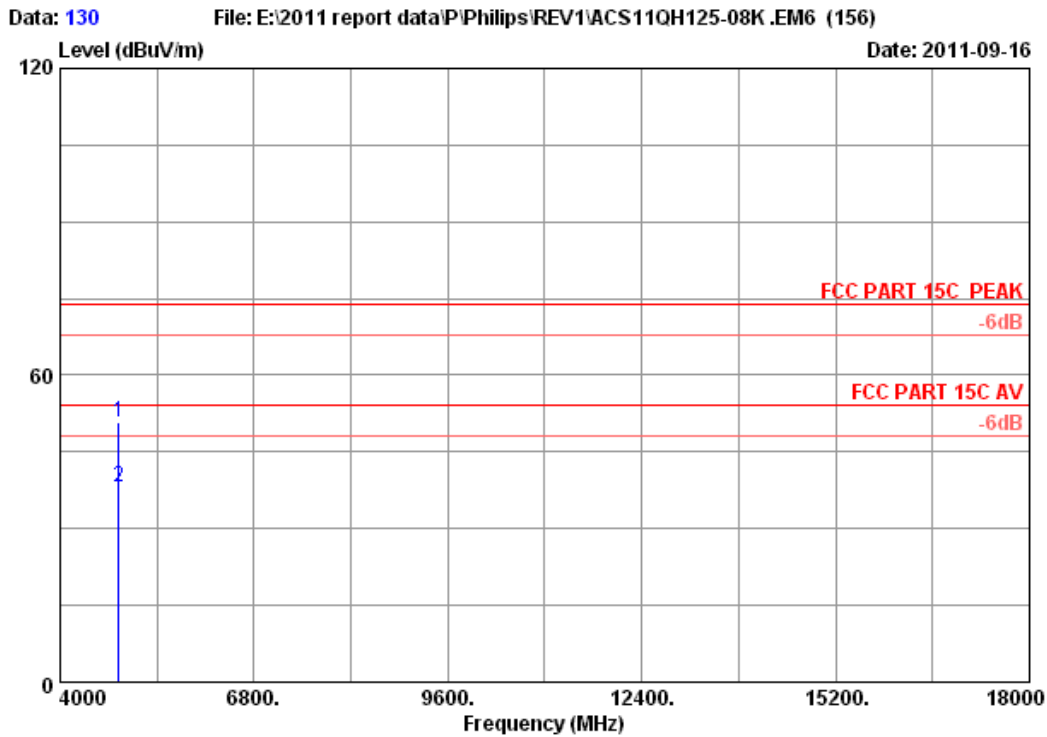
Remarks:

1. Emission Level= Antenna Factor + Cable Loss -Amp Factor + Reading.
2. The emission levels that are 20dB below the official limit are not reported.



```

Site no.       : 3m Chamber           Data no. : 129
Dis. / Ant.   : 3m 2011 3115 4580    Ant. pol. : HORIZONTAL
Limit         : FCC PART 15C PEAK
Env. / Ins.   : 23*C/54%             Engineer  : Leo-Li
EUT          : GoGear Connect,WiFi MP3 Player
Power        : DC 5V From PC Input AC 120V/60Hz
Test mode    : IEEE802.11nHT40 CH1 2422MHz Tx
M/N         : SA3CNT08K/37
    
```

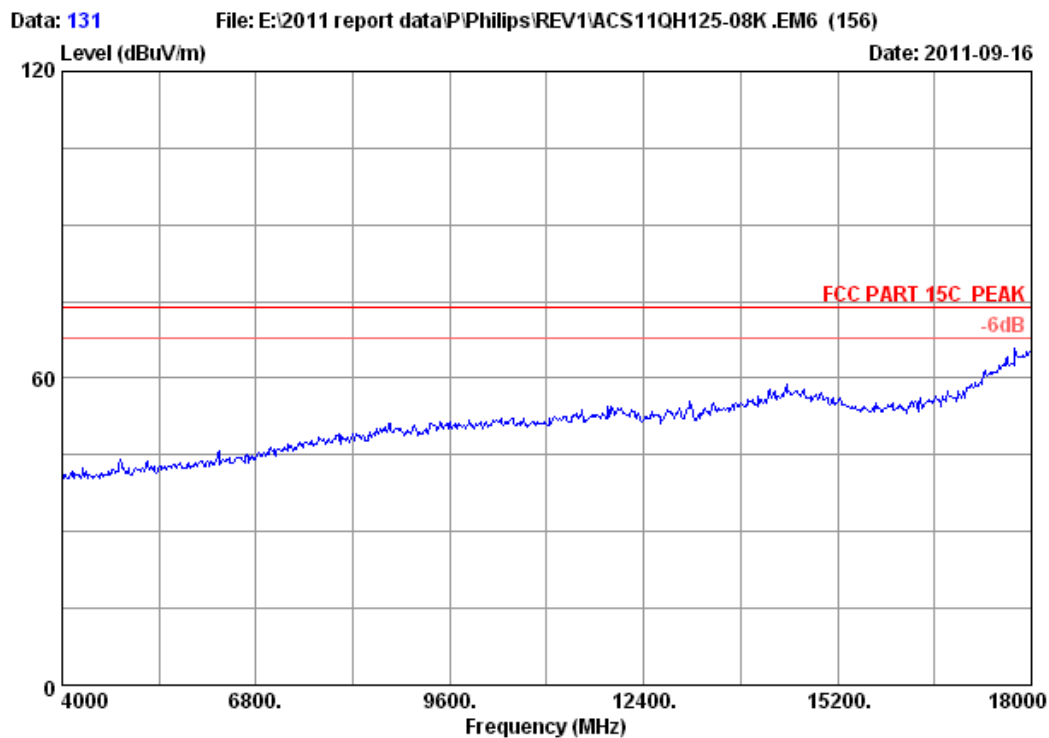



Site no. : 3m Chamber Data no. : 130
 Dis. / Ant. : 3m 2011 3115 4580 Ant. pol. : VERTICAL
 Limit : FCC PART 15C PEAK
 Env. / Ins. : 23°C/54% Engineer : Leo-Li
 EUT : GoGear Connect,WiFi MP3 Player
 Power : DC 5V From PC Input AC 120V/60Hz
 Test mode : IEEE802.11nHT40 CH1 2422MHz Tx
 M/N : SA3CNT08K/37
 :

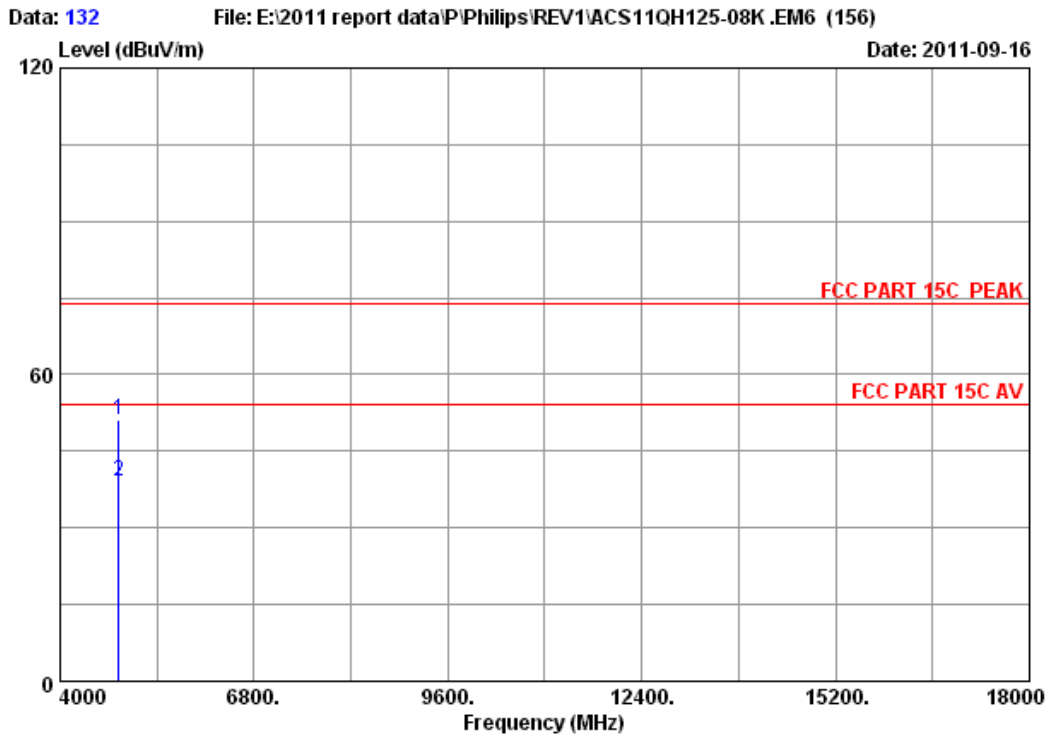
	Ant. Freq. (MHz)	Ant. Factor (dB/m)	Cable loss (dB)	Amp. Factor (dB)	Reading (dBUV)	Emission Level (dBUV/m)	Limits (dBUV/m)	Margin (dB)	Remark
1	4844.000	32.92	9.59	34.60	43.05	50.96	74.00	23.04	Peak
2	4844.000	32.92	9.59	34.60	30.15	38.06	54.00	15.94	Average

Remarks:

1. Emission Level= Antenna Factor + Cable Loss -Amp Factor + Reading.
2. The emission levels that are 20dB below the official limit are not reported.



Site no. : 3m Chamber Data no. : 131
Dis. / Ant. : 3m 2011 3115 4580 Ant. pol. : VERTICAL
Limit : FCC PART 15C PEAK
Env. / Ins. : 23°C/54% Engineer : Leo-Li
EUT : GoGear Connect, WiFi MP3 Player
Power : DC 5V From PC Input AC 120V/60Hz
Test mode : IEEE802.11nHT40 CH1 2422MHz Tx
M/N : SA3CNT08K/37
:

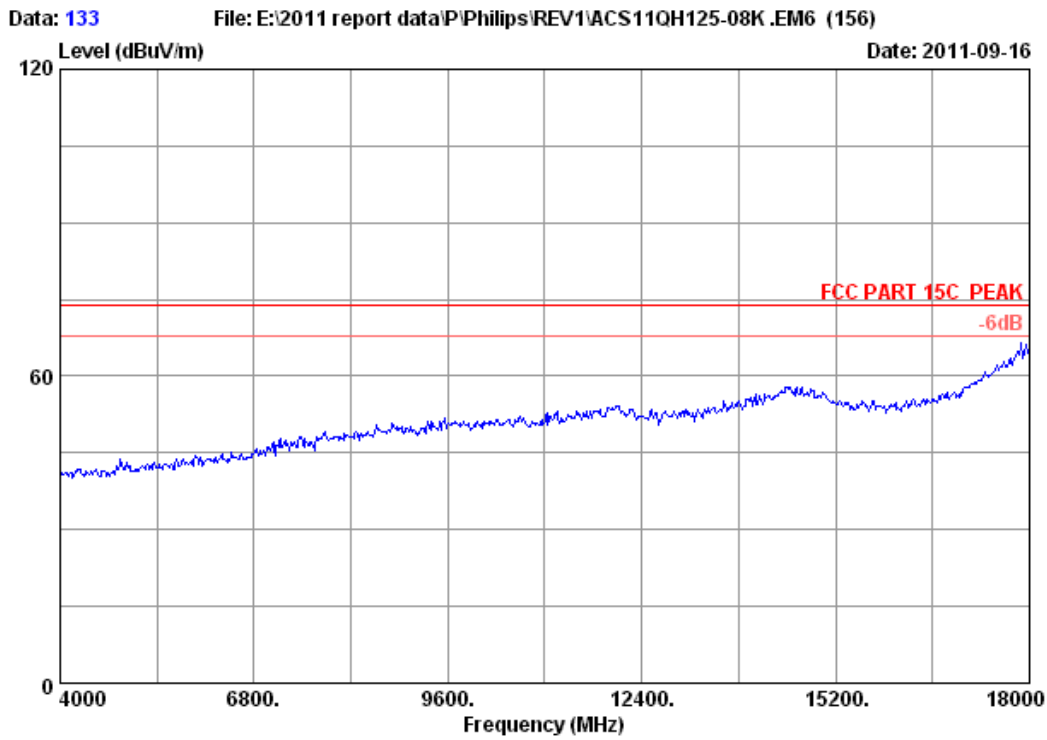


Site no. : 3m Chamber Data no. : 132
 Dis. / Ant. : 3m 2011 3115 4580 Ant. pol. : VERTICAL
 Limit : FCC PART 15C PEAK
 Env. / Ins. : 23°C/54% Engineer : Leo-Li
 EUT : GoGear Connect,WiFi MP3 Player
 Power : DC 5V From PC Input AC 120V/60Hz
 Test mode : IEEE802.11nHT40 CH1 2422MHz Tx
 M/N : SA3CNT08K/37
 :

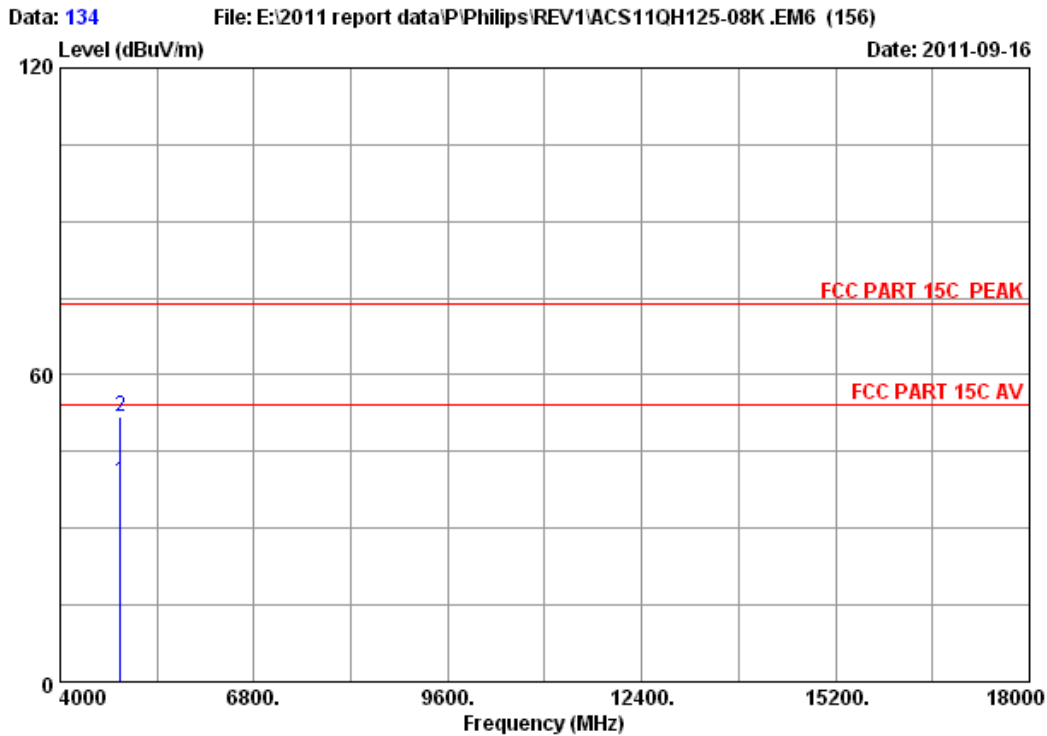
	Ant. Freq. (MHz)	Ant. Factor (dB/m)	Cable loss (dB)	Amp. Factor (dB)	Emission Reading (dBuV)	Emission Level (dBuV/m)	Limits (dBuV/m)	Margin (dB)	Remark
1	4844.000	32.92	9.59	34.60	43.24	51.15	74.00	22.85	Peak
2	4844.000	32.92	9.59	34.60	31.08	38.99	54.00	15.01	Average

Remarks:

1. Emission Level= Antenna Factor + Cable Loss -Amp Factor + Reading.
2. The emission levels that are 20dB below the official limit are not reported.



Site no. : 3m Chamber Data no. : 133
Dis. / Ant. : 3m 2011 3115 4580 Ant. pol. : VERTICAL
Limit : FCC PART 15C PEAK
Env. / Ins. : 23*C/54% Engineer : Leo-Li
EUT : GoGear Connect,WiFi MP3 Player
Power : DC 5V From PC Input AC 120V/60Hz
Test mode : IEEE802.11nHT40 CH4 2437MHz Tx
M/N : SA3CNT08K/37
:

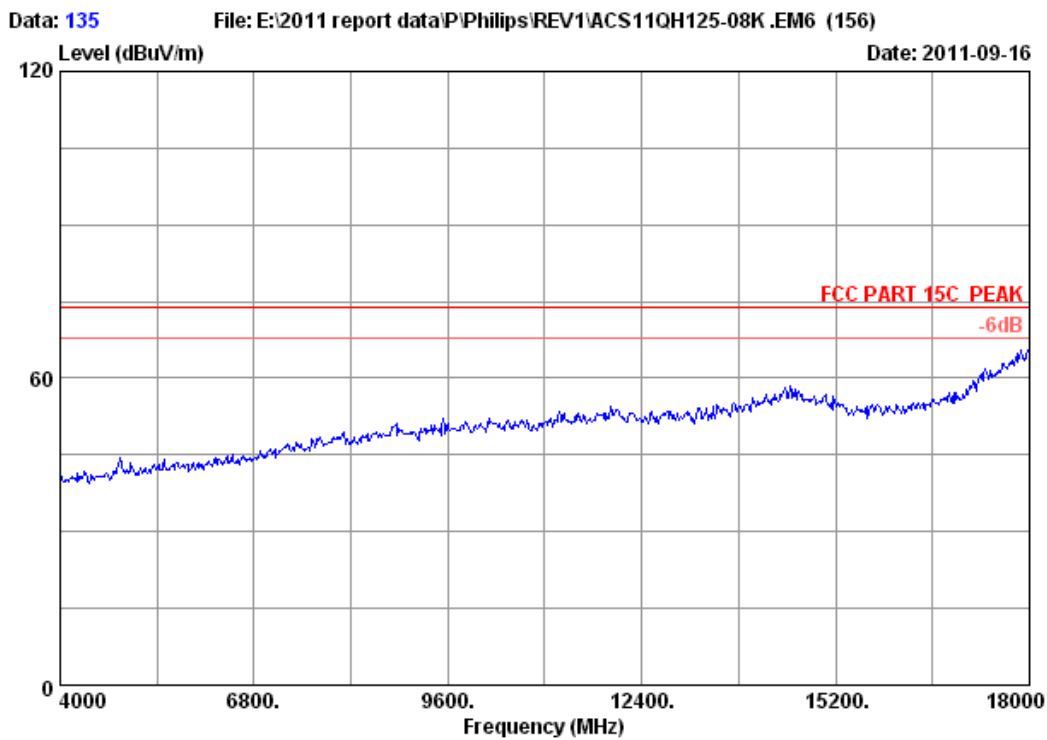


Site no. : 3m Chamber Data no. : 134
 Dis. / Ant. : 3m 2011 3115 4580 Ant. pol. : VERTICAL
 Limit : FCC PART 15C PEAK
 Env. / Ins. : 23°C/54% Engineer : Leo-Li
 EUT : GoGear Connect,WiFi MP3 Player
 Power : DC 5V From PC Input AC 120V/60Hz
 Test mode : IEEE802.11nHT40 CH4 2437MHz Tx
 M/N : SA3CNT08K/37
 :

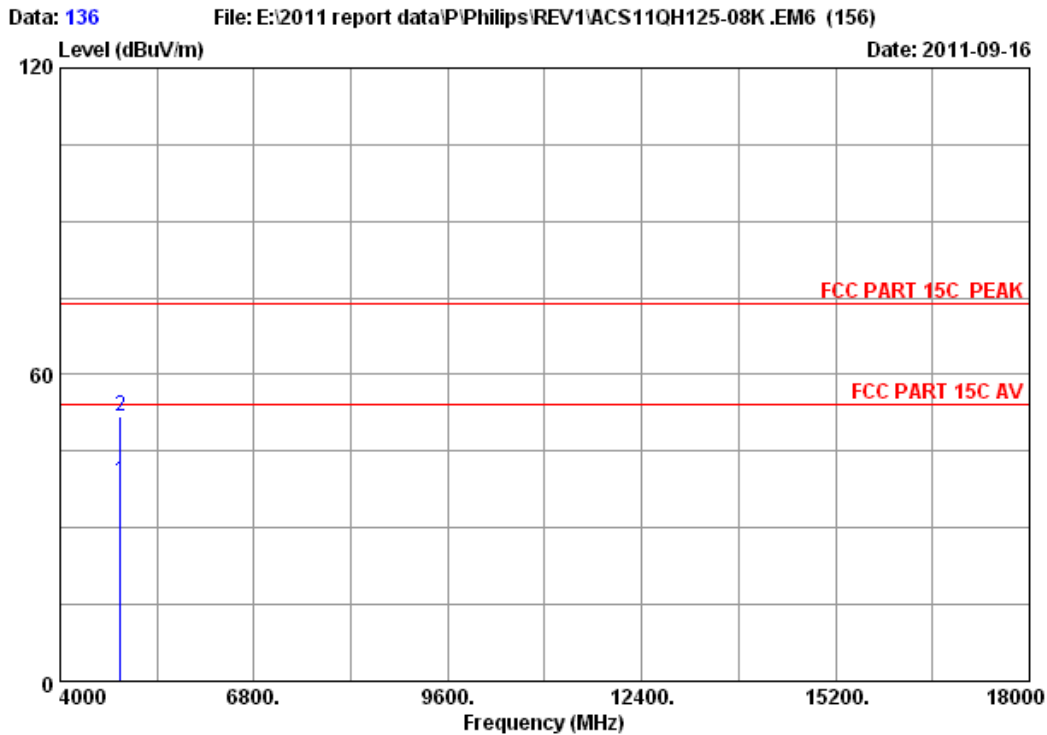
	Ant. Freq. (MHz)	Ant. Factor (dB/m)	Cable loss (dB)	Amp. Factor (dB)	Emission Reading (dBuV)	Emission Level (dBuV/m)	Limits (dBuV/m)	Margin (dB)	Remark
1	4874.000	32.98	9.62	34.60	31.24	39.24	54.00	14.76	Average
2	4874.000	32.98	9.62	34.60	43.65	51.65	74.00	22.35	Peak

Remarks:

1. Emission Level= Antenna Factor + Cable Loss -Amp Factor + Reading.
2. The emission levels that are 20dB below the official limit are not reported.



Site no. : 3m Chamber Data no. : 135
 Dis. / Ant. : 3m 2011 3115 4580 Ant. pol. : HORIZONTAL
 Limit : FCC PART 15C PEAK
 Env. / Ins. : 23°C/54% Engineer : Leo-Li
 EUT : GoGear Connect, WiFi MP3 Player
 Power : DC 5V From PC Input AC 120V/60Hz
 Test mode : IEEE802.11nHT40 CH4 2437MHz Tx
 M/N : SA3CNT08K/37
 :

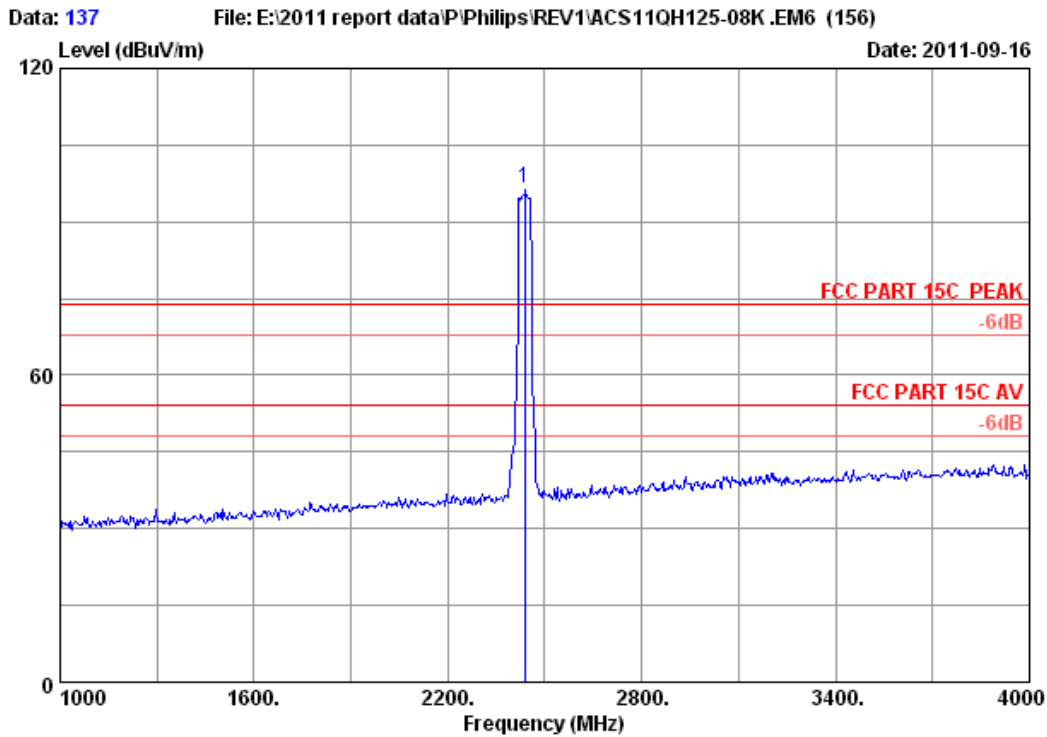


Site no. : 3m Chamber Data no. : 136
 Dis. / Ant. : 3m 2011 3115 4580 Ant. pol. : HORIZONTAL
 Limit : FCC PART 15C PEAK
 Env. / Ins. : 23°C/54% Engineer : Leo-Li
 EUT : GoGear Connect,WiFi MP3 Player
 Power : DC 5V From PC Input AC 120V/60Hz
 Test mode : IEEE802.11nHT40 CH4 2437MHz Tx
 M/N : SA3CNT08K/37
 :

	Ant. Freq. (MHz)	Ant. Factor (dB/m)	Cable loss (dB)	Amp. Factor (dB)	Reading (dBuV)	Emission Level (dBuV/m)	Limits (dBuV/m)	Margin (dB)	Remark
1	4874.000	32.98	9.62	34.60	31.24	39.24	54.00	14.76	Average
2	4874.000	32.98	9.62	34.60	43.68	51.68	74.00	22.32	Peak

Remarks:

1. Emission Level= Antenna Factor + Cable Loss -Amp Factor + Reading.
2. The emission levels that are 20dB below the official limit are not reported.



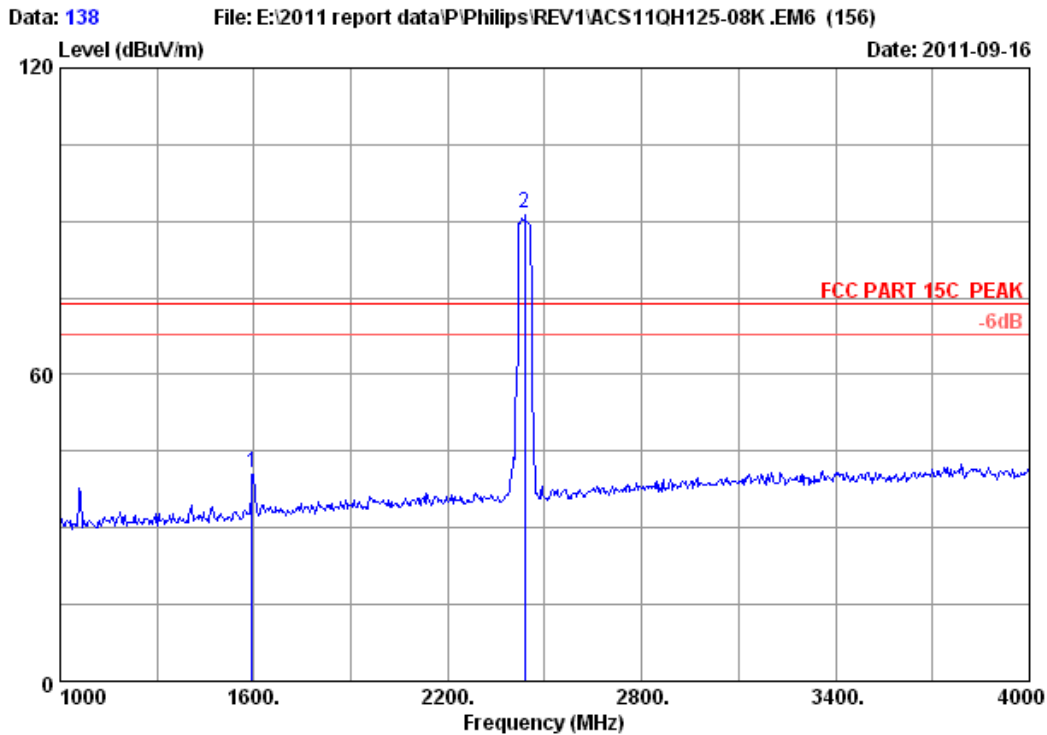
```

Site no.       : 3m Chamber           Data no. : 137
Dis. / Ant.   : 3m 2011 3115 4580    Ant. pol.: HORIZONTAL
Limit         : FCC PART 15C PEAK
Env. / Ins.   : 23*C/54%             Engineer : Leo-Li
EUT           : GoGear Connect,WiFi MP3 Player
Power         : DC 5V From PC Input AC 120V/60Hz
Test mode     : IEEE802.11nHT40 CH4 2437MHz Tx
M/N          : SA3CNT08K/37
    
```

	Ant. Freq. (MHz)	Ant. Factor (dB/m)	Cable loss (dB)	Amp. Factor (dB)	Emission Reading (dBuV)	Emission Level (dBuV/m)	Limits (dBuV/m)	Margin (dB)	Remark
1	2437.000	28.03	6.81	34.44	96.31	96.71	74.00	-22.71	Peak

Remarks:

1. Emission Level= Antenna Factor + Cable Loss -Amp Factor + Reading.
2. The emission levels that are 20dB below the official limit are not reported.

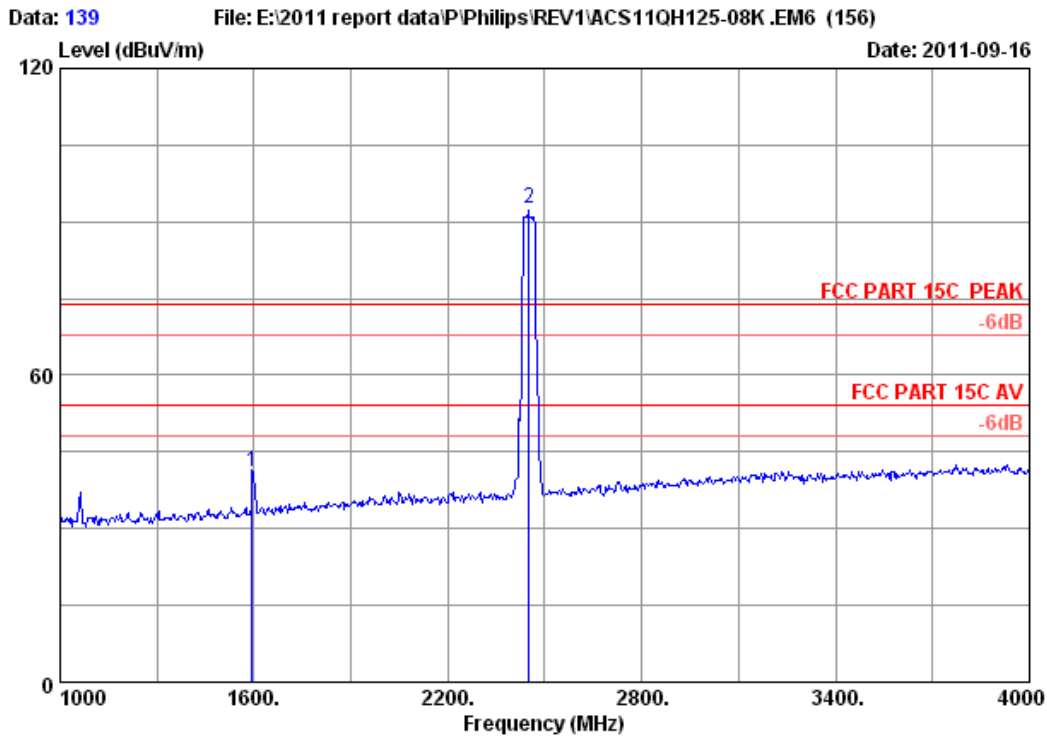


Site no. : 3m Chamber Data no. : 138
 Dis. / Ant. : 3m 2011 3115 4580 Ant. pol. : VERTICAL
 Limit : FCC PART 15C PEAK
 Env. / Ins. : 23°C/54% Engineer : Leo-Li
 EUT : GoGear Connect,WiFi MP3 Player
 Power : DC 5V From PC Input AC 120V/60Hz
 Test mode : IEEE802.11nHT40 CH4 2437MHz Tx
 M/N : SA3CNT08K/37
 :

	Ant. Freq. (MHz)	Ant. Factor (dB/m)	Cable loss (dB)	Amp. Factor (dB)	Reading (dBuV)	Emission Level (dBuV/m)	Limits (dBuV/m)	Margin (dB)	Remark
1	1594.000	25.72	5.35	34.60	44.23	40.70	74.00	33.30	Peak
2	2437.000	28.03	6.81	34.44	91.27	91.67	74.00	-17.67	Peak

Remarks:

1. Emission Level= Antenna Factor + Cable Loss -Amp Factor + Reading.
2. The emission levels that are 20dB below the official limit are not reported.



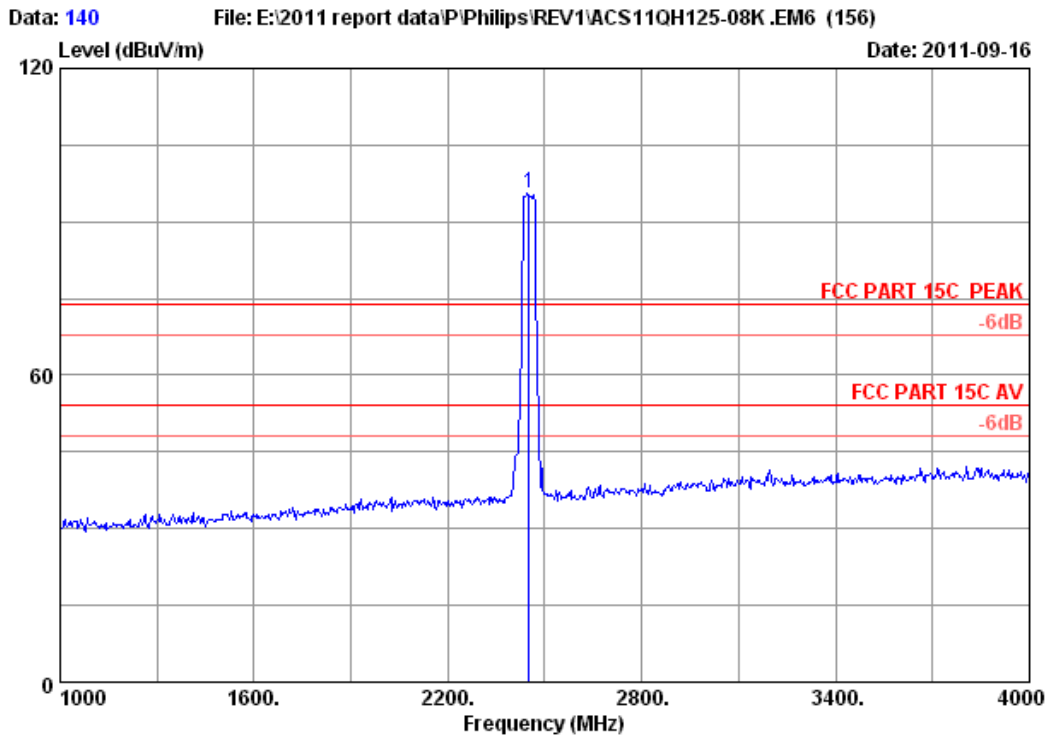
```

Site no.       : 3m Chamber           Data no. : 139
Dis. / Ant.   : 3m 2011 3115 4580    Ant. pol.: VERTICAL
Limit         : FCC PART 15C PEAK
Env. / Ins.   : 23*C/54%             Engineer : Leo-Li
EUT          : GoGear Connect,WiFi MP3 Player
Power        : DC 5V From PC Input AC 120V/60Hz
Test mode     : IEEE802.11nHT40 CH7 2452MHz Tx
M/N          : SA3CNT08K/37
    
```

	Ant. Freq. (MHz)	Ant. Factor (dB/m)	Cable loss (dB)	Amp. Factor (dB)	Reading (dBuV)	Emission Level (dBuV/m)	Limits (dBuV/m)	Margin (dB)	Remark
1	1594.000	25.72	5.35	34.60	44.56	41.03	74.00	32.97	Peak
2	2452.000	28.03	6.84	34.44	92.02	92.45	74.00	-18.45	Peak

Remarks:

1. Emission Level= Antenna Factor + Cable Loss -Amp Factor + Reading.
2. The emission levels that are 20dB below the official limit are not reported.

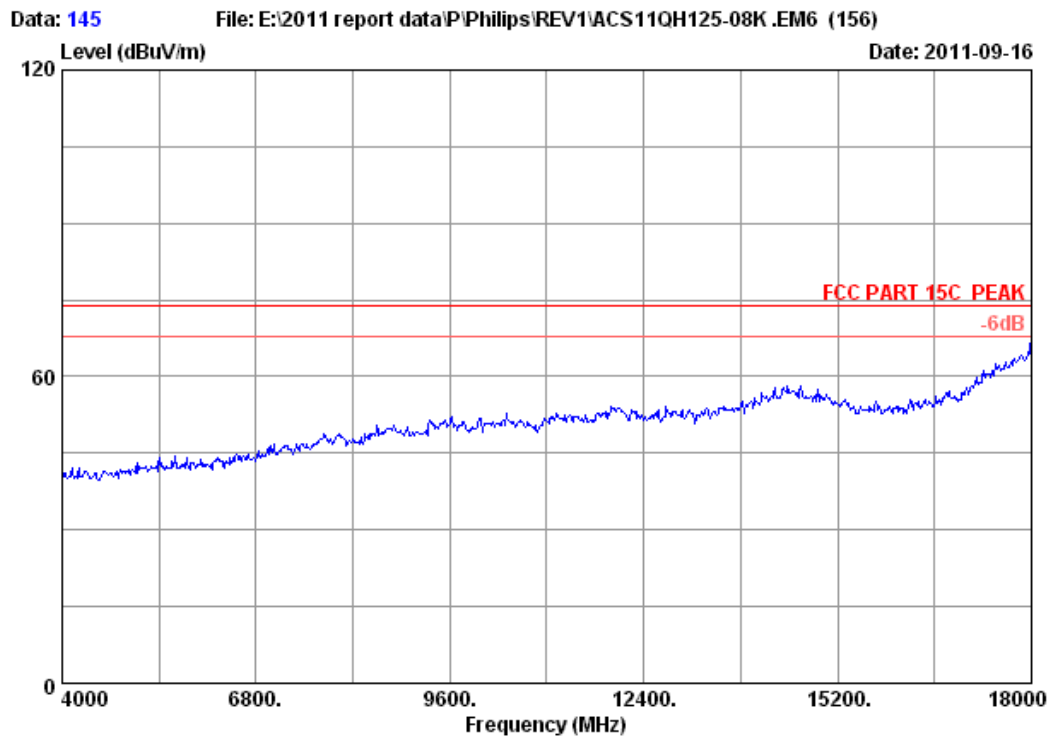


Site no. : 3m Chamber Data no. : 140
 Dis. / Ant. : 3m 2011 3115 4580 Ant. pol. : HORIZONTAL
 Limit : FCC PART 15C PEAK
 Env. / Ins. : 23°C/54% Engineer : Leo-Li
 EUT : GoGear Connect, WiFi MP3 Player
 Power : DC 5V From PC Input AC 120V/60Hz
 Test mode : IEEE802.11nHT40 CH7 2452MHz Tx
 M/N : SA3CNT08K/37
 :

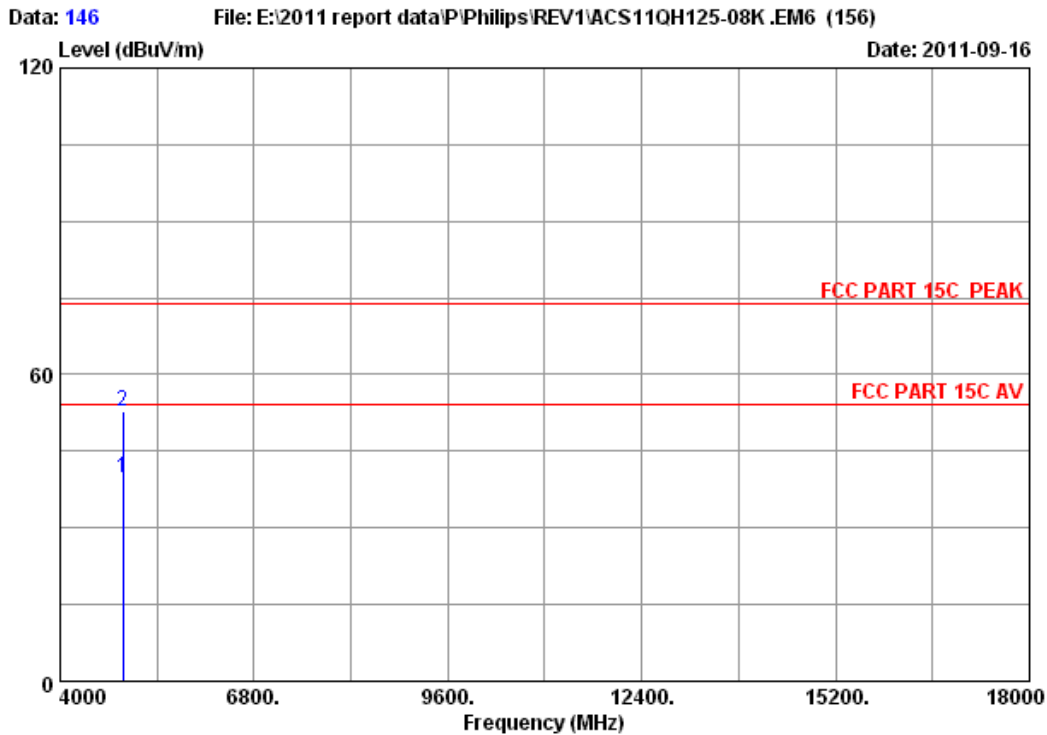
	Ant. Freq. (MHz)	Ant. Factor (dB/m)	Cable loss (dB)	Amp. Factor (dB)	Emission Reading (dBuV)	Emission Level (dBuV/m)	Limits (dBuV/m)	Margin (dB)	Remark
1	2452.000	28.03	6.84	34.44	95.31	95.74	74.00	-21.74	Peak

Remarks:

1. Emission Level= Antenna Factor + Cable Loss -Amp Factor + Reading.
2. The emission levels that are 20dB below the official limit are not reported.



Site no. : 3m Chamber Data no. : 145
Dis. / Ant. : 3m 2011 3115 4580 Ant. pol. : VERTICAL
Limit : FCC PART 15C PEAK
Env. / Ins. : 23°C/54% Engineer : Leo-Li
EUT : GoGear Connect, WiFi MP3 Player
Power : DC 5V From PC Input AC 120V/60Hz
Test mode : IEEE802.11nHT40 CH7 2452MHz Tx
M/N : SA3CNT08K/37
:

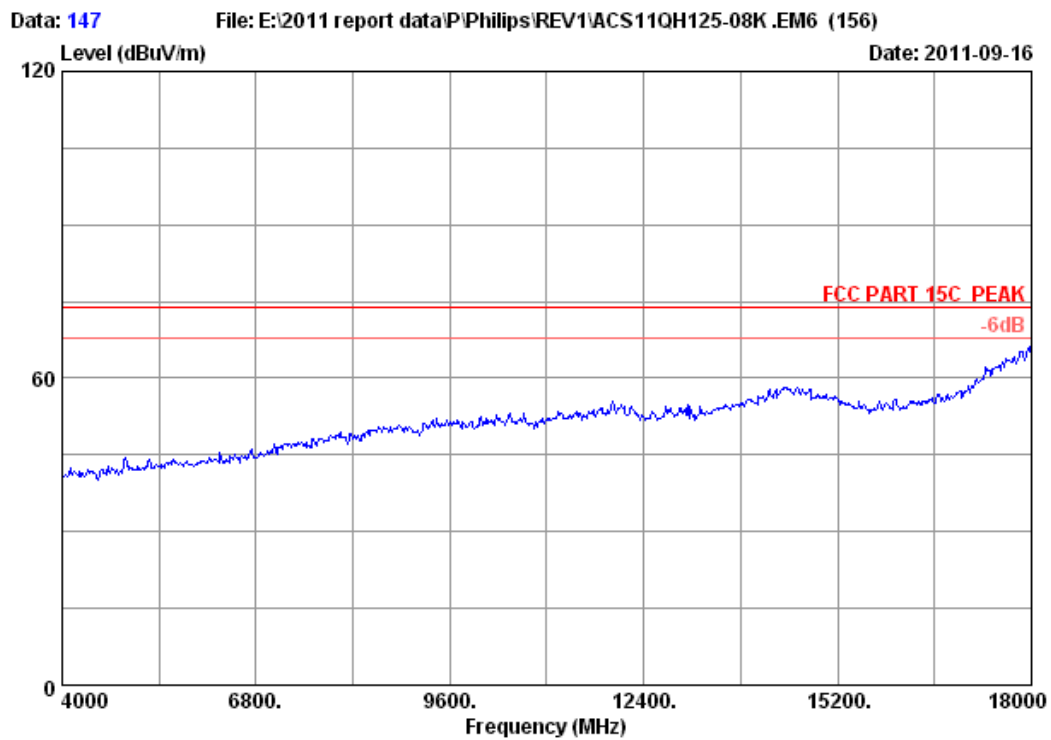


Site no. : 3m Chamber Data no. : 146
 Dis. / Ant. : 3m 2011 3115 4580 Ant. pol. : VERTICAL
 Limit : FCC PART 15C PEAK
 Env. / Ins. : 23°C/54% Engineer : Leo-Li
 EUT : GoGear Connect,WiFi MP3 Player
 Power : DC 5V From PC Input AC 120V/60Hz
 Test mode : IEEE802.11nHT40 CH7 2452MHz Tx
 M/N : SA3CNT08K/37
 :

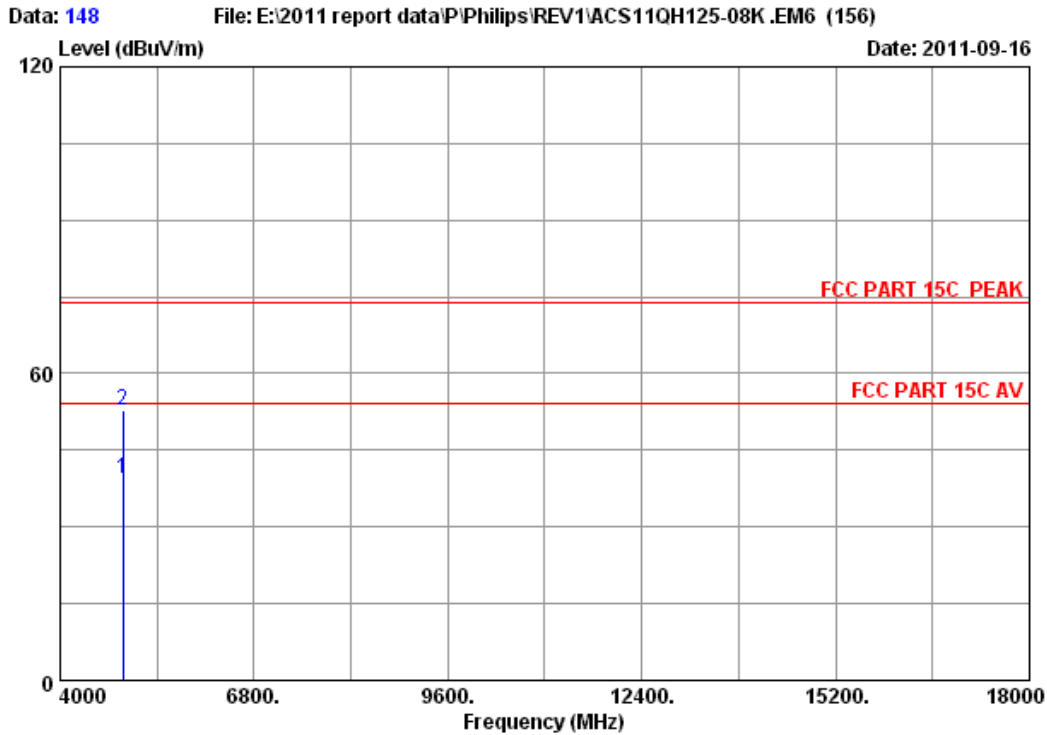
	Ant. Freq. (MHz)	Ant. Factor (dB/m)	Cable loss (dB)	Amp. Factor (dB)	Emission Reading (dBuV)	Emission Level (dBuV/m)	Limits (dBuV/m)	Margin (dB)	Remark
1	4904.000	33.04	9.64	34.60	31.58	39.66	54.00	14.34	Average
2	4904.000	33.04	9.64	34.60	44.65	52.73	74.00	21.27	Peak

Remarks:

1. Emission Level= Antenna Factor + Cable Loss -Amp Factor + Reading.
2. The emission levels that are 20dB below the official limit are not reported.



Site no. : 3m Chamber Data no. : 147
Dis. / Ant. : 3m 2011 3115 4580 Ant. pol. : HORIZONTAL
Limit : FCC PART 15C PEAK
Env. / Ins. : 23°C/54% Engineer : Leo-Li
EUT : GoGear Connect, WiFi MP3 Player
Power : DC 5V From PC Input AC 120V/60Hz
Test mode : IEEE802.11nHT40 CH7 2452MHz Tx
M/N : SA3CNT08K/37
:



Site no. : 3m Chamber Data no. : 148
 Dis. / Ant. : 3m 2011 3115 4580 Ant. pol. : HORIZONTAL
 Limit : FCC PART 15C PEAK
 Env. / Ins. : 23*C/54% Engineer : Leo-Li
 EUT : GoGear Connect,WiFi MP3 Player
 Power : DC 5V From PC Input AC 120V/60Hz
 Test mode : IEEE802.11nHT40 CH7 2452MHz Tx
 M/N : SA3CNT08K/37
 :

	Ant.	Cable	Amp.	Emission					
Freq.	Factor	loss	Factor	Reading	Level	Limits	Margin	Remark	
(MHz)	(dB/m)	(dB)	(dB)	(dBuV)	(dBuV/m)	(dBuV/m)	(dB)		
1	4904.000	33.04	9.64	34.60	31.28	39.36	54.00	14.64	Average
2	4904.000	33.04	9.64	34.60	44.68	52.76	74.00	21.24	Peak

Remarks:

1. Emission Level= Antenna Factor + Cable Loss -Amp Factor + Reading.
2. The emission levels that are 20dB below the official limit are not reported.

5. CONDUCTED SPURIOUS EMISSIONS

5.1. Test Equipment

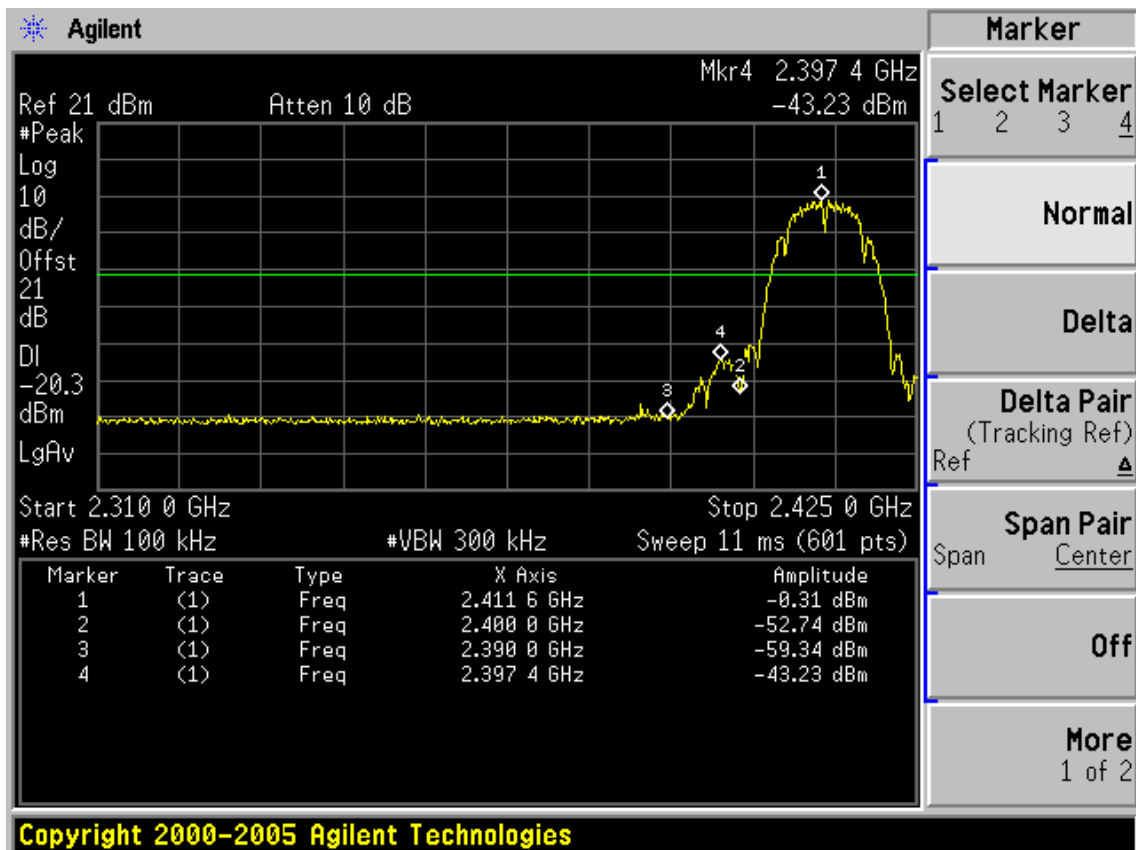
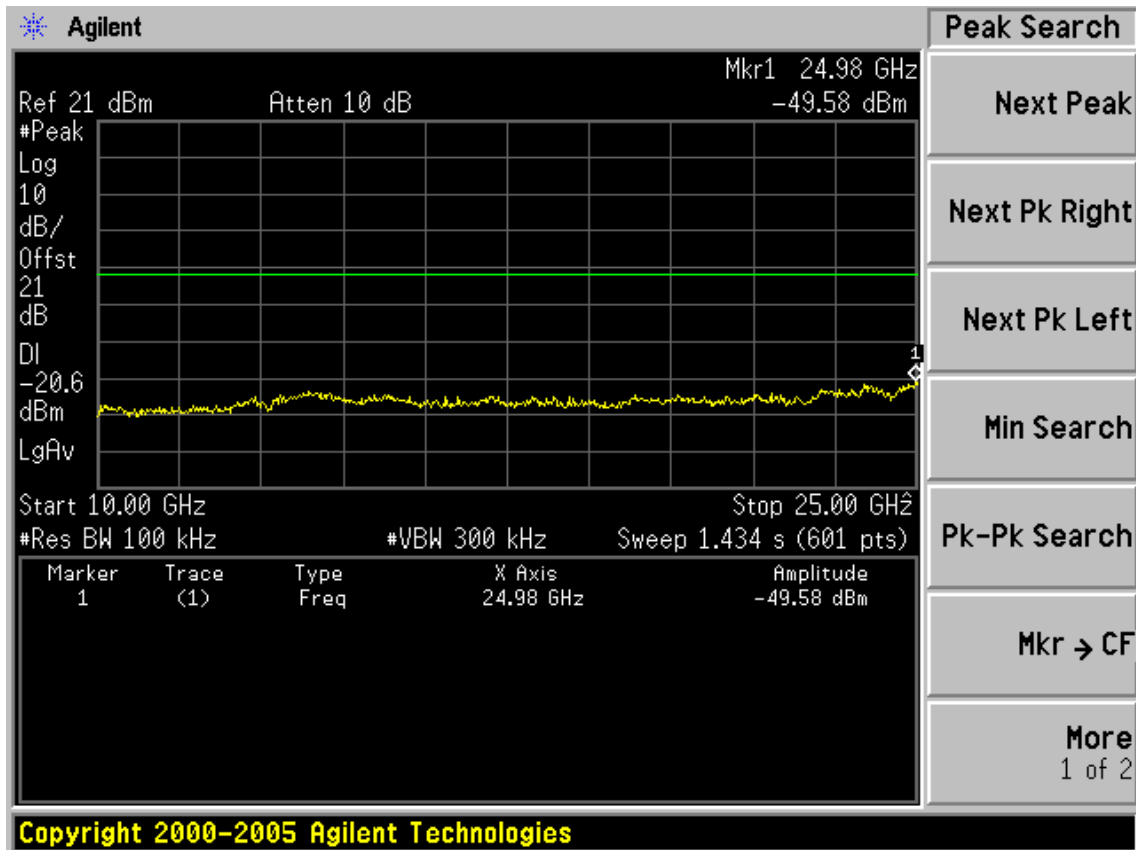
Item	Equipment	Manufacturer	Model No.	Serial No.	Last Cal.	Cal. Interval
1.	Spectrum Analyzer	Agilent	E4446A	US44300459	May.08,11	1 Year
2.	Attenuator	Agilent	8491B	MY39262165	May.08,11	1 Year
3.	RF Cable	Hubersuhner	SUCOFLEX102	28618/2	May.08,11	1Year

5.2. Limit

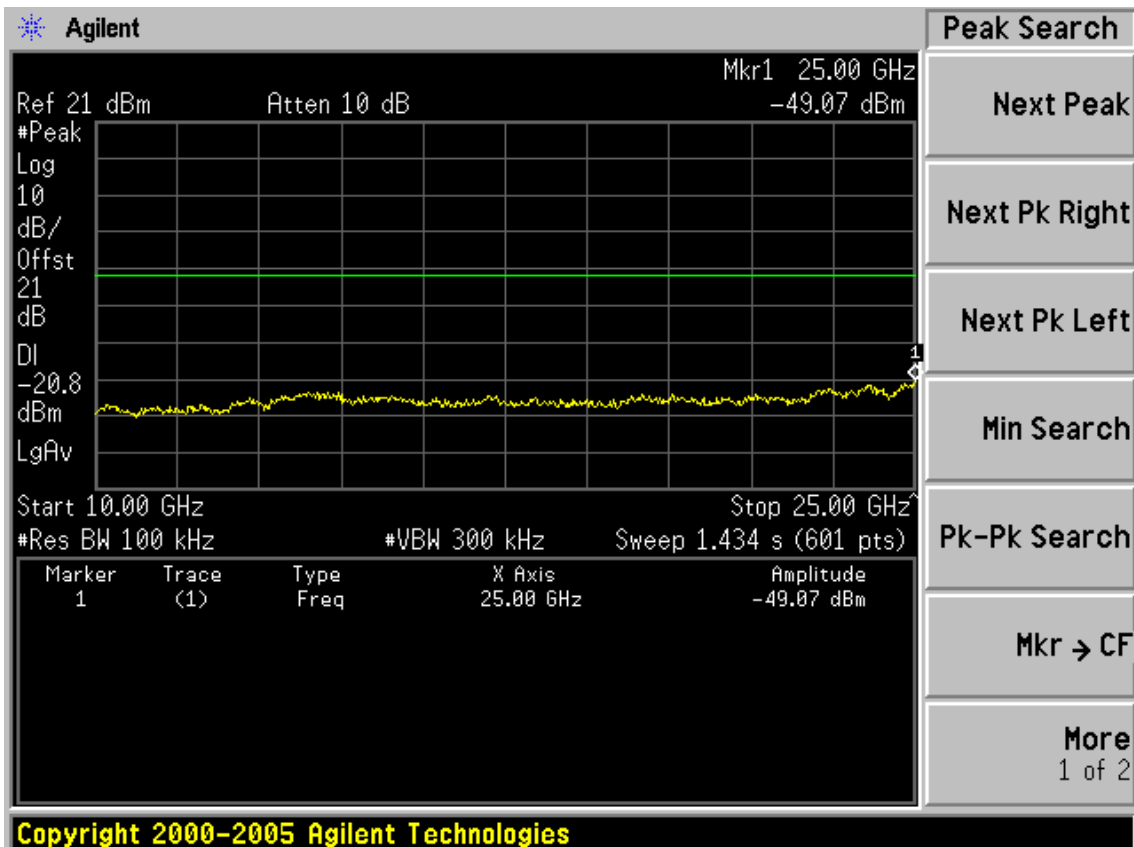
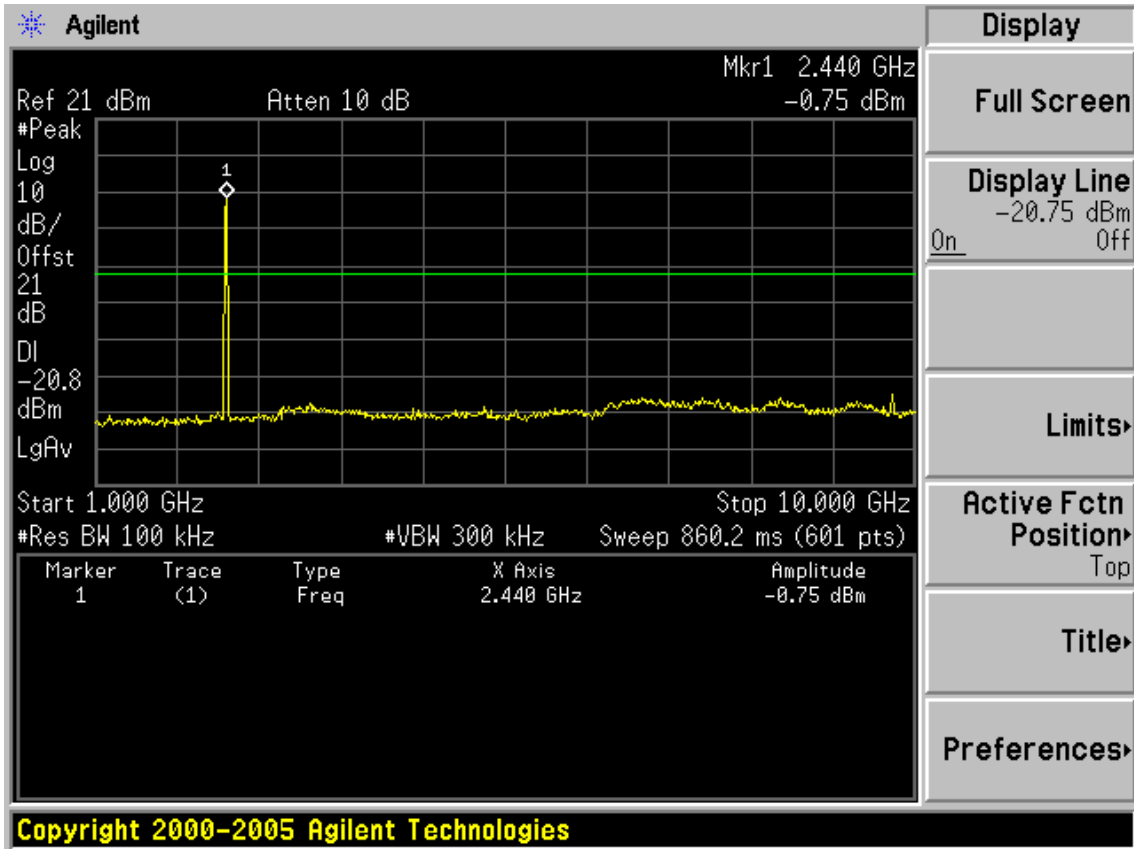
In any 100kHz bandwidth outside the frequency bands in which the spread spectrum intentional radiator is operating, the radio frequency power that is produced by the intentional radiator shall be at least 20dB below that in the 100kHz bandwidth within the band that contains the highest level of the desired power.

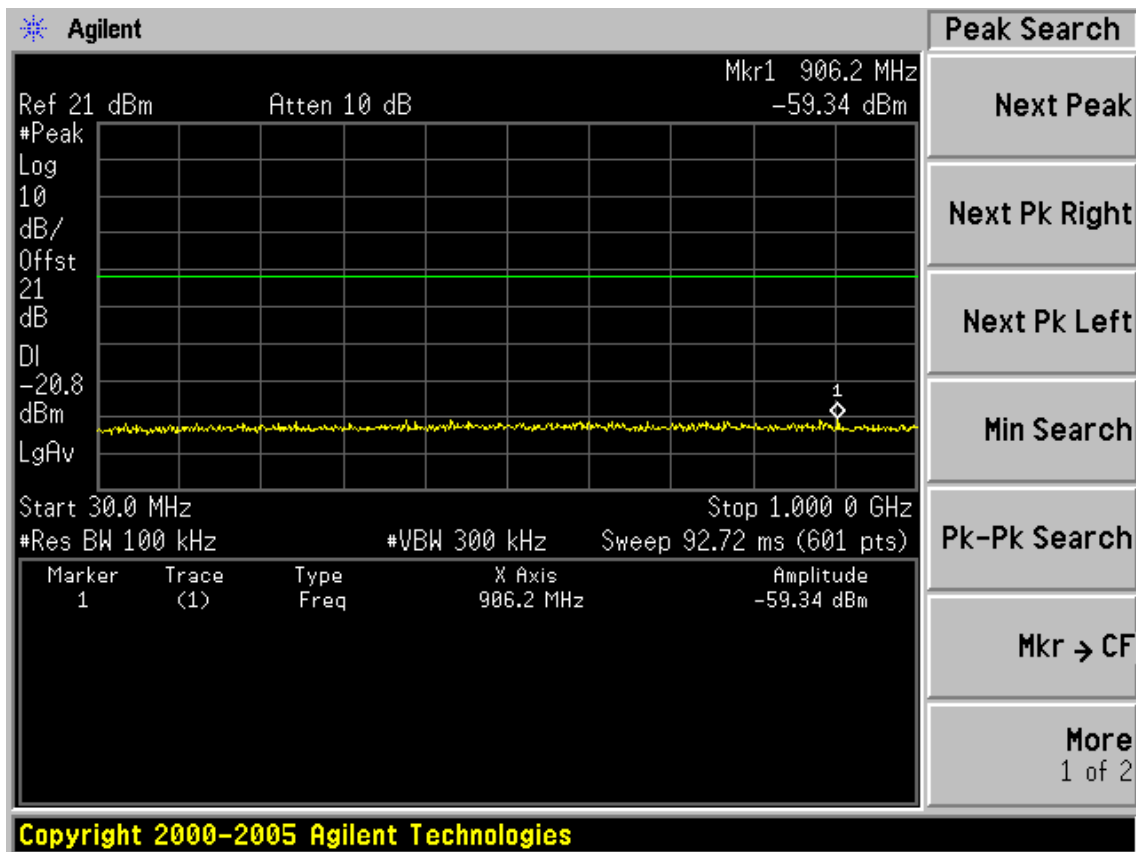
5.3. Test Procedure

The transmitter output was connected to a spectrum analyzer, The resolution bandwidth is set to 100 kHz, The video bandwidth is set to 300 kHz and measure all the emissions detected.

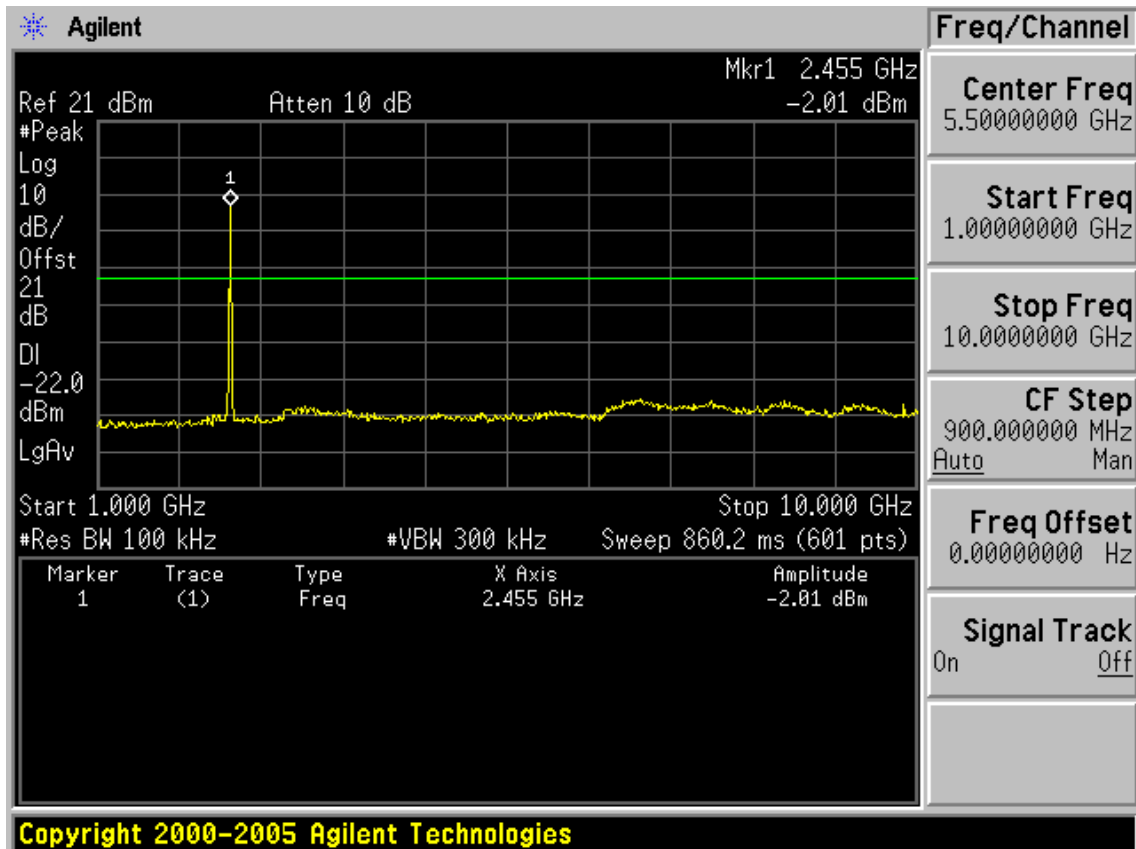


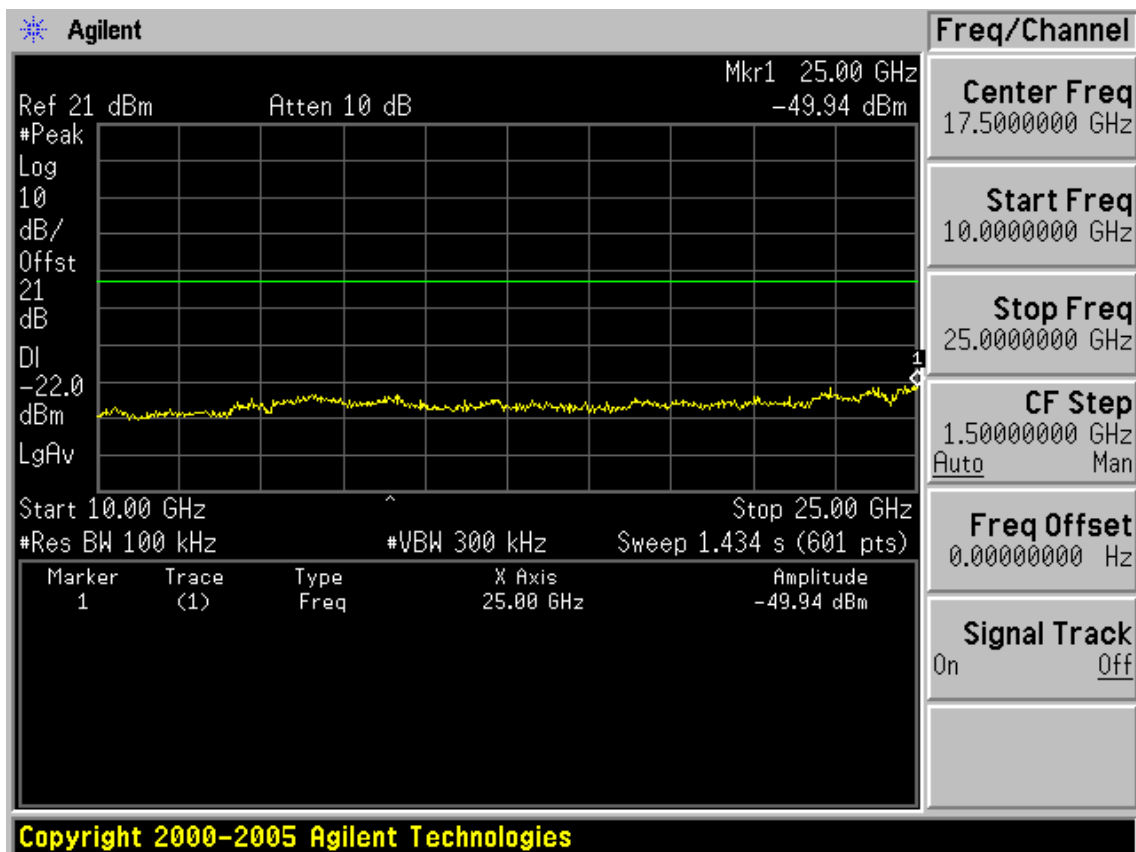
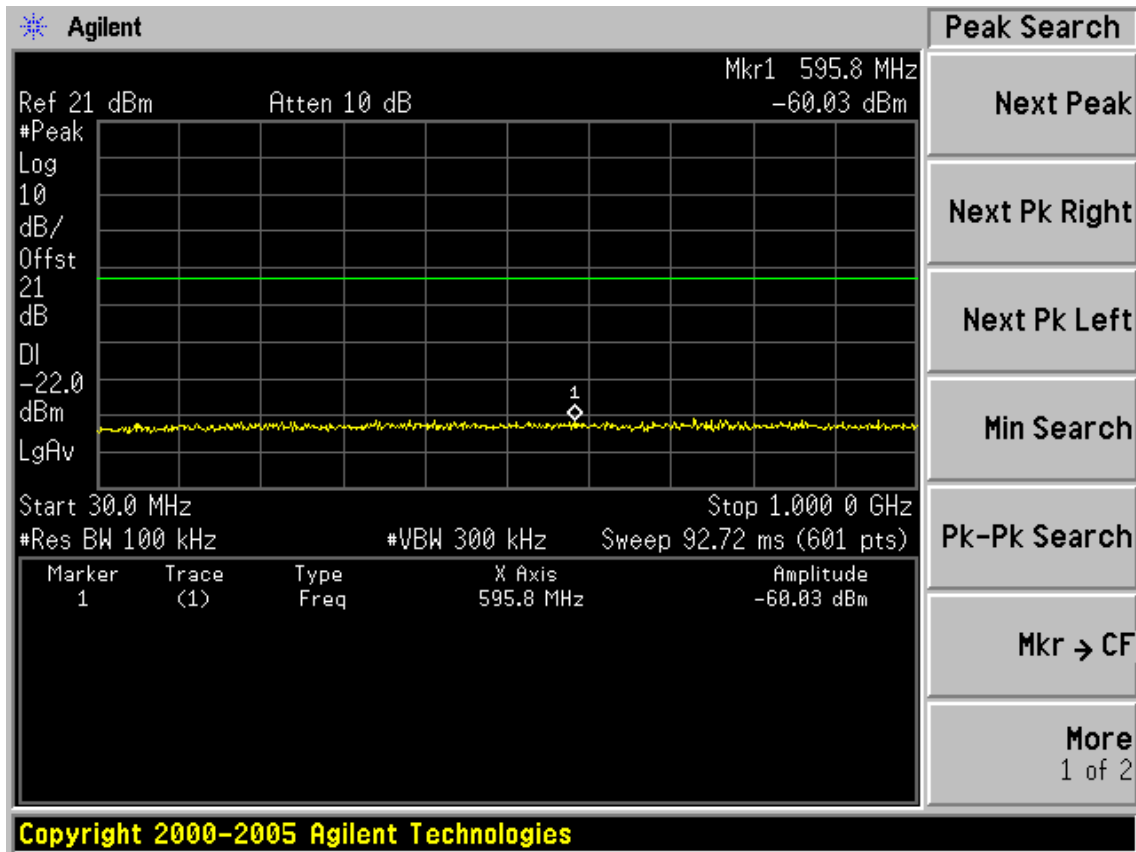
Test CH6: 2437MHz

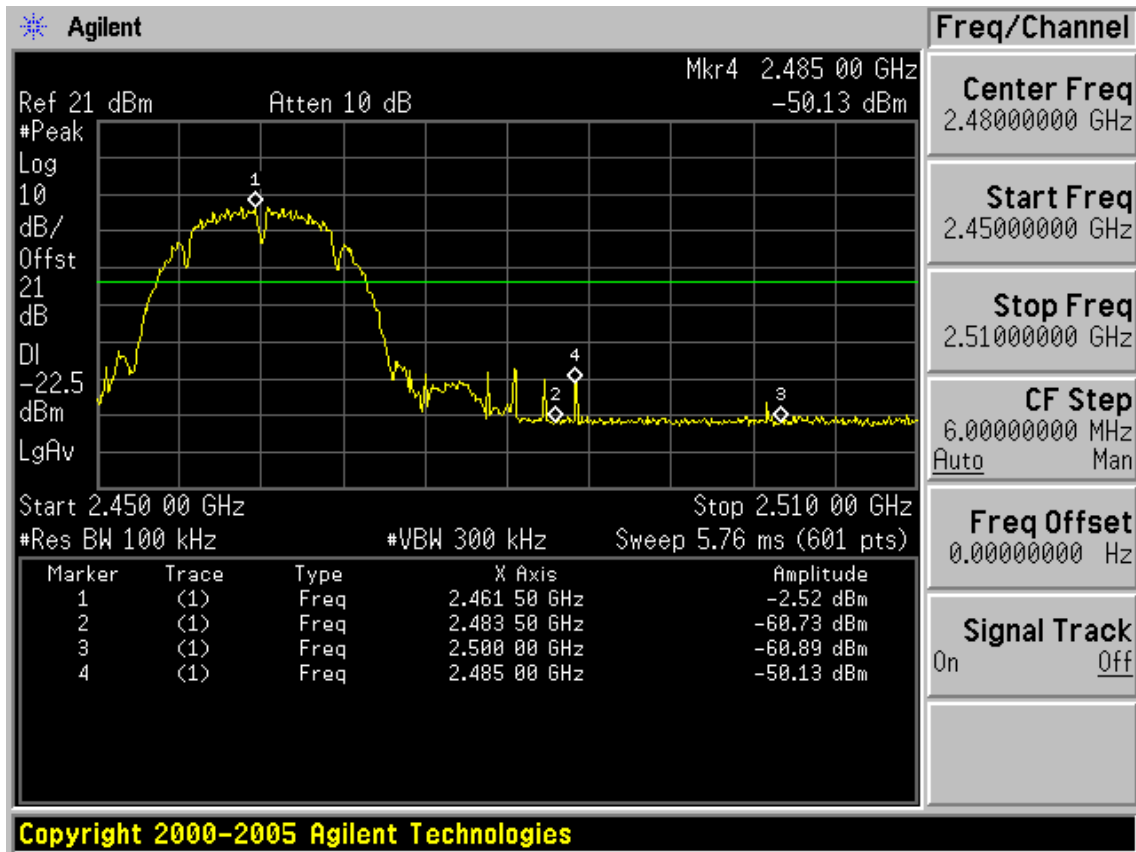




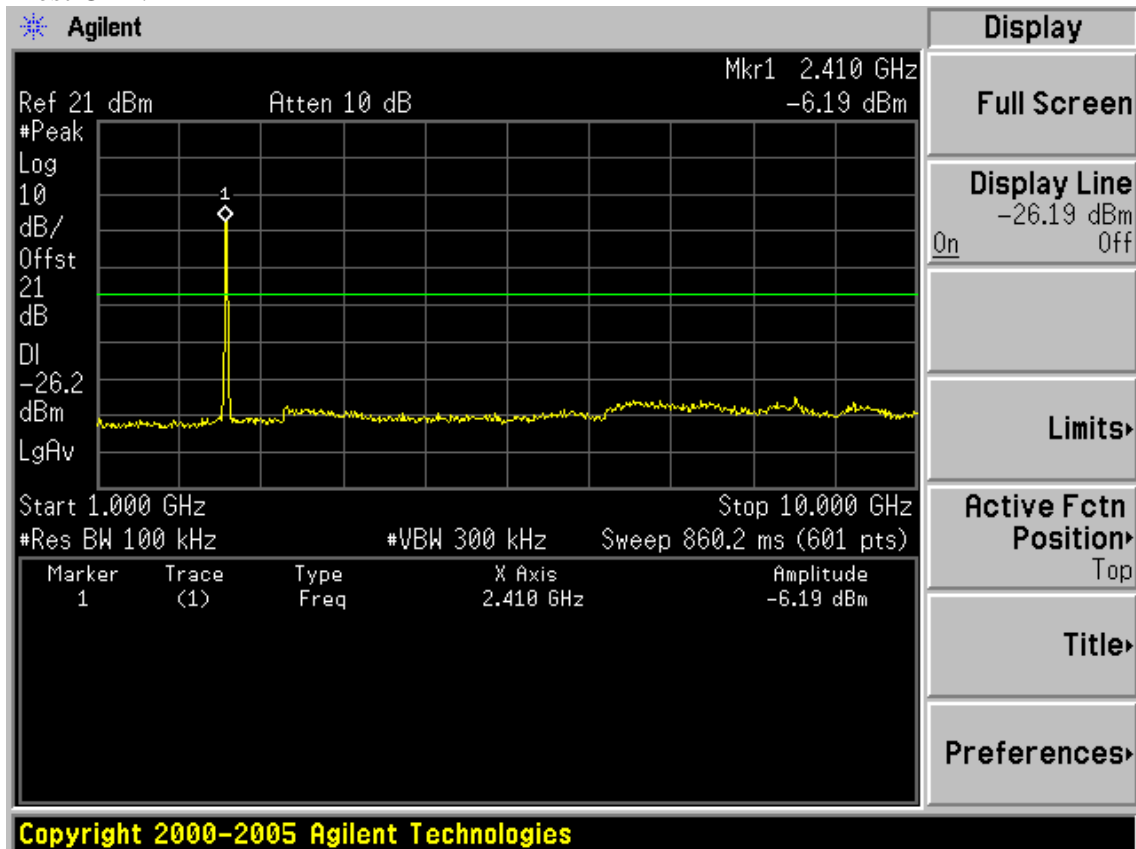
Test CH11: 2462MHz

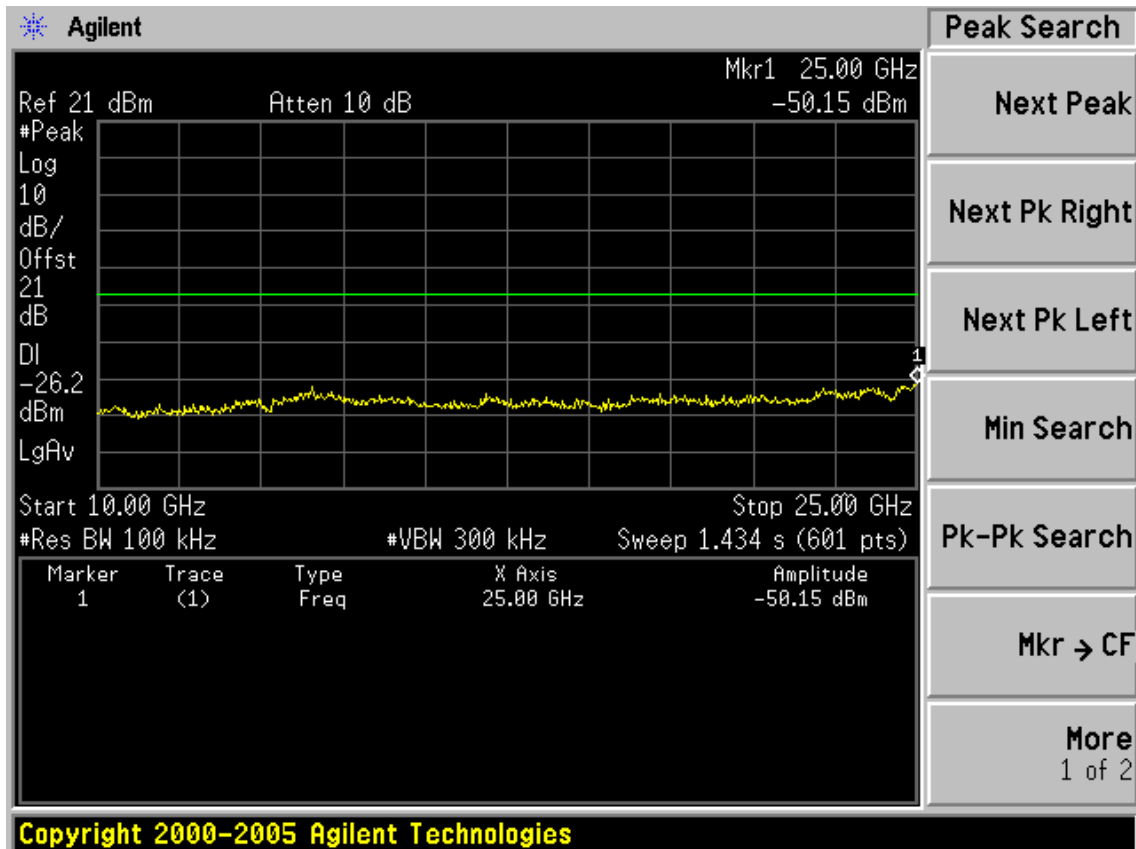
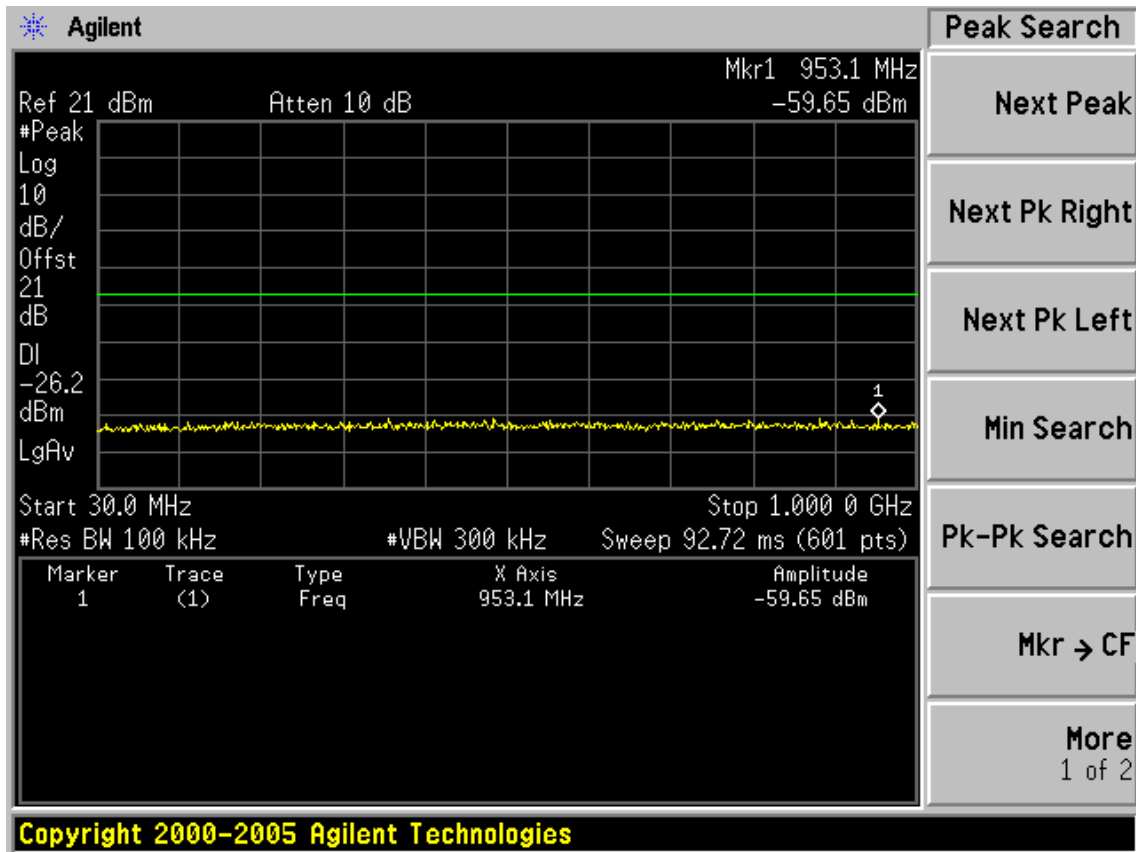


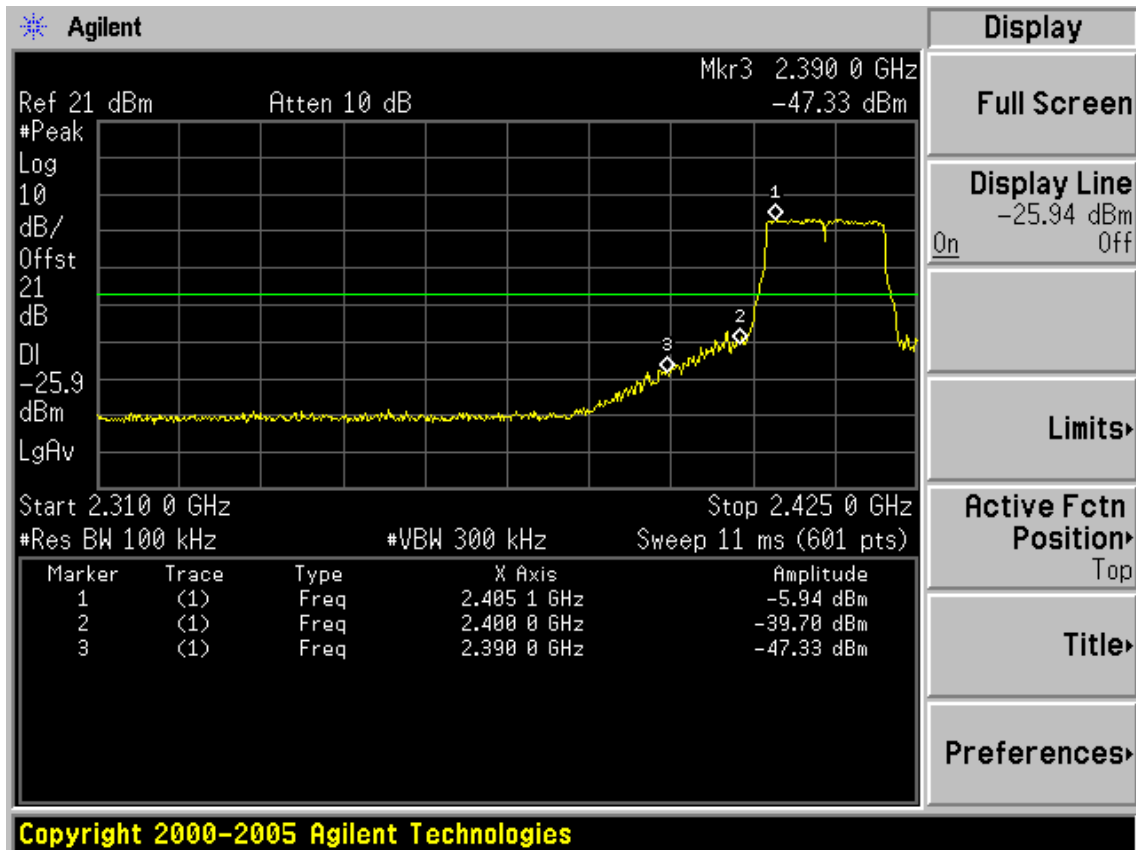




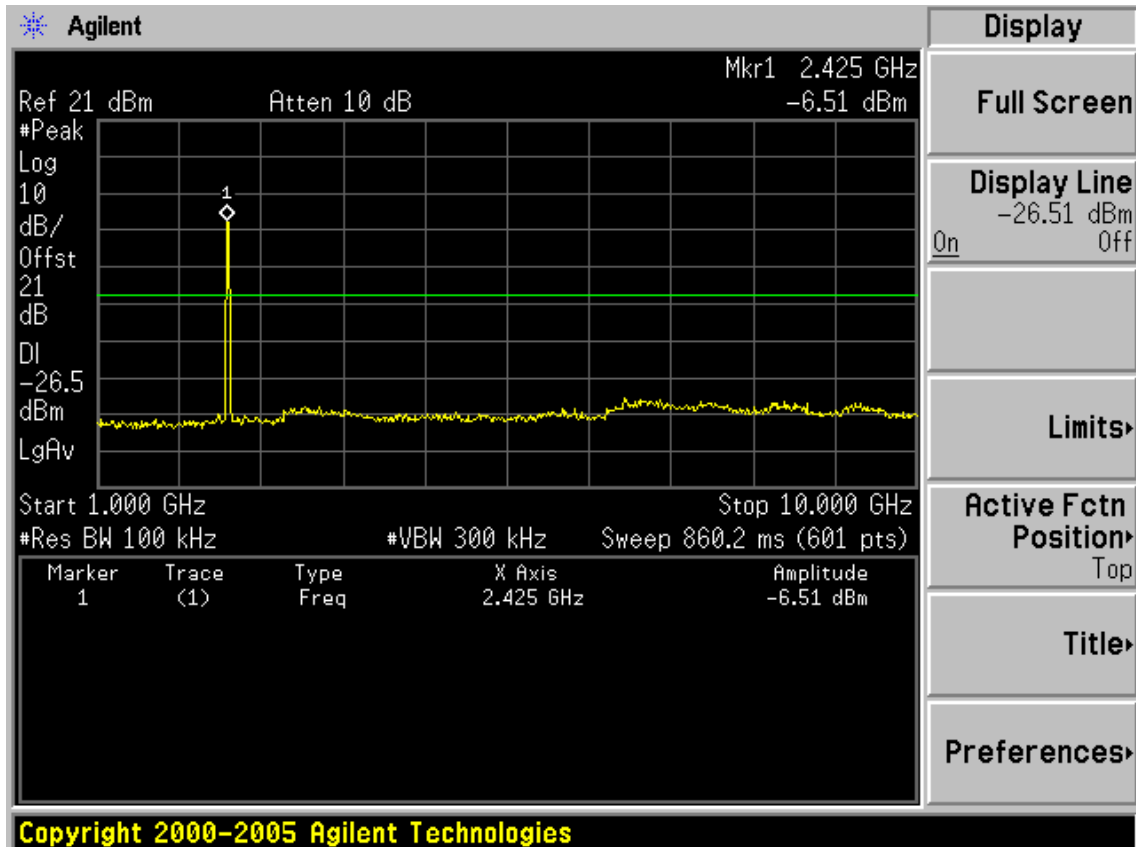
Test Mode: IEEE 802.11g
 Test CH1: 2412MHz

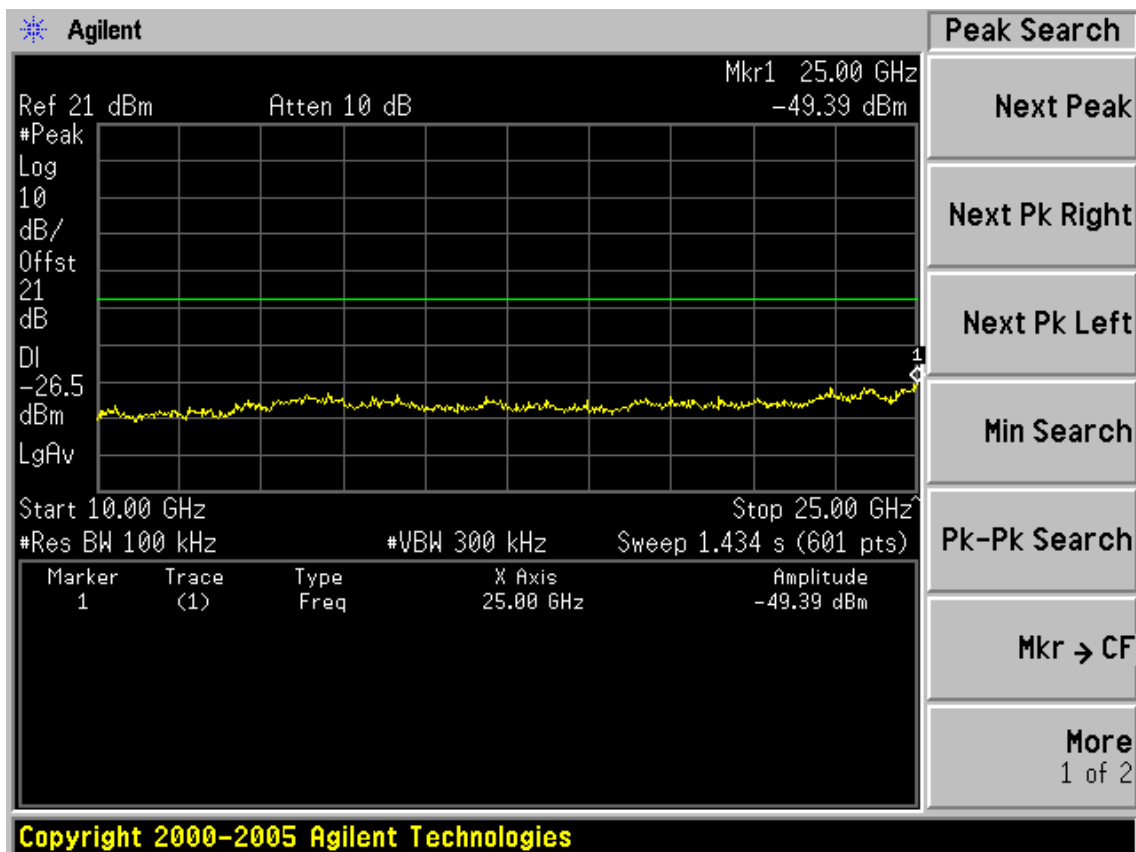
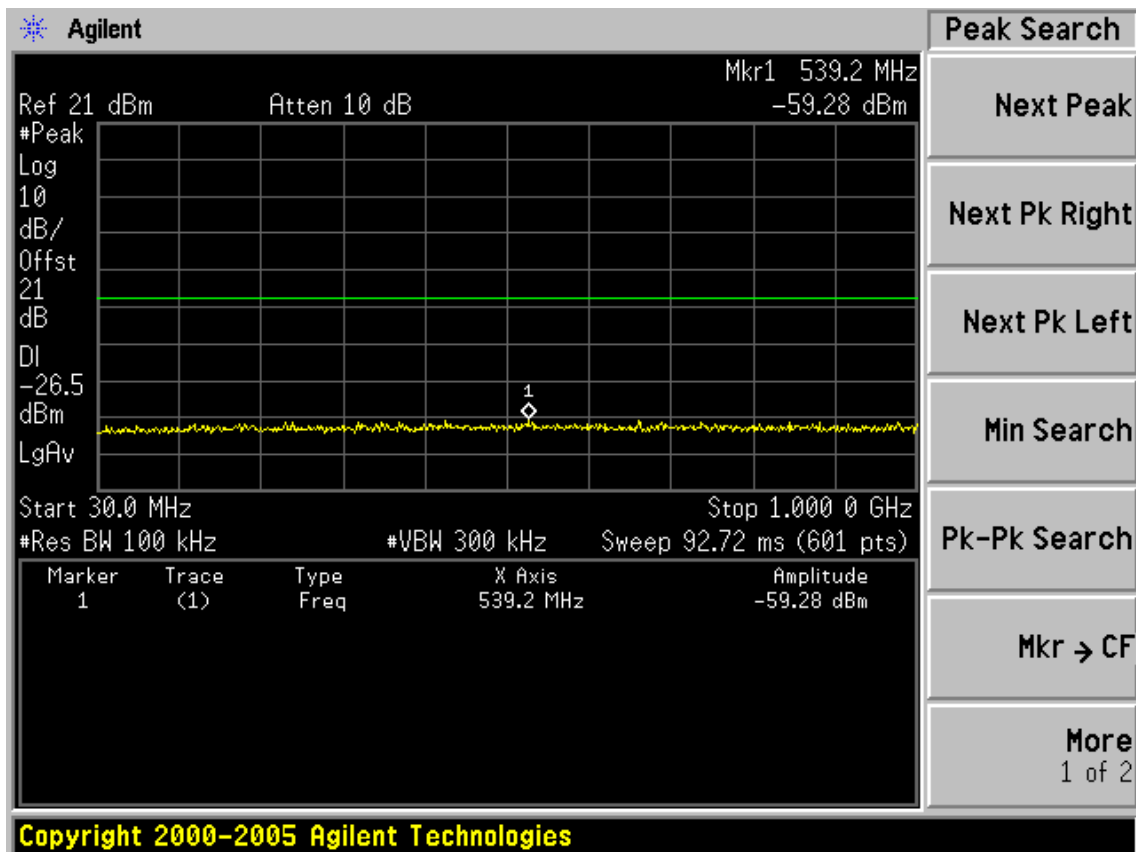




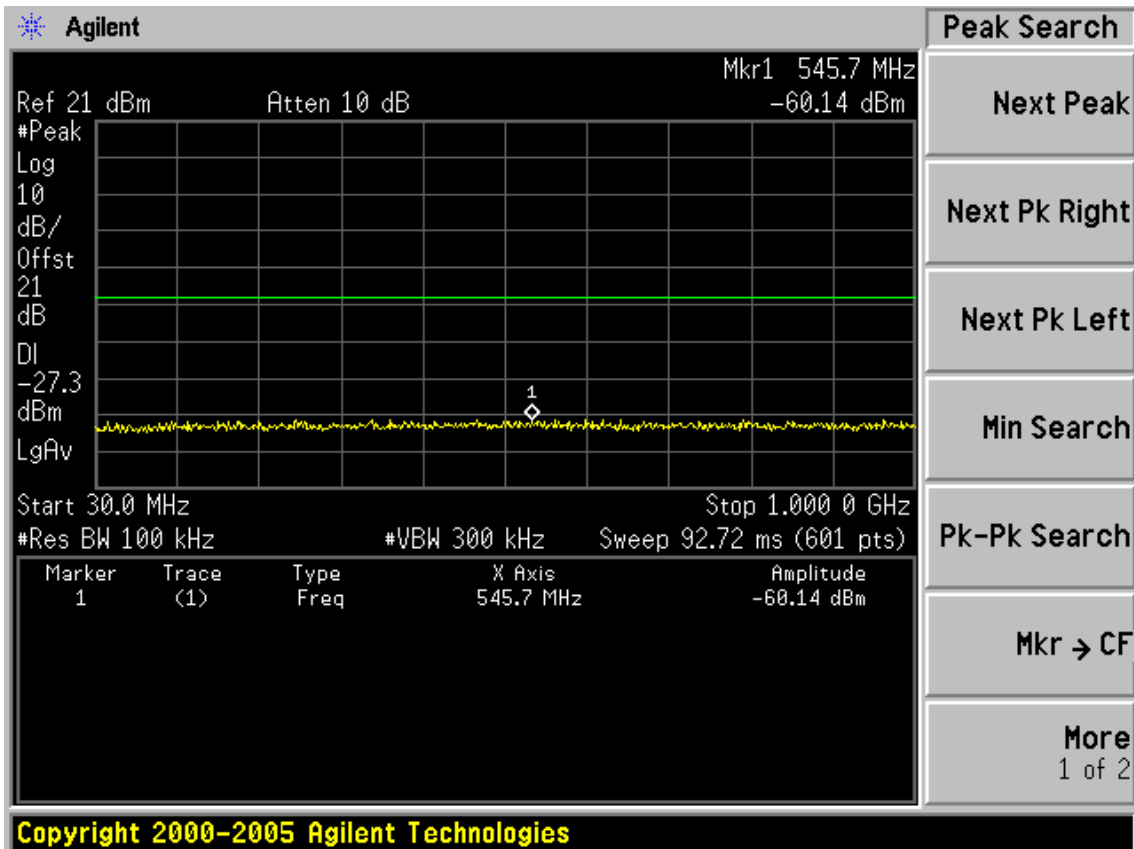
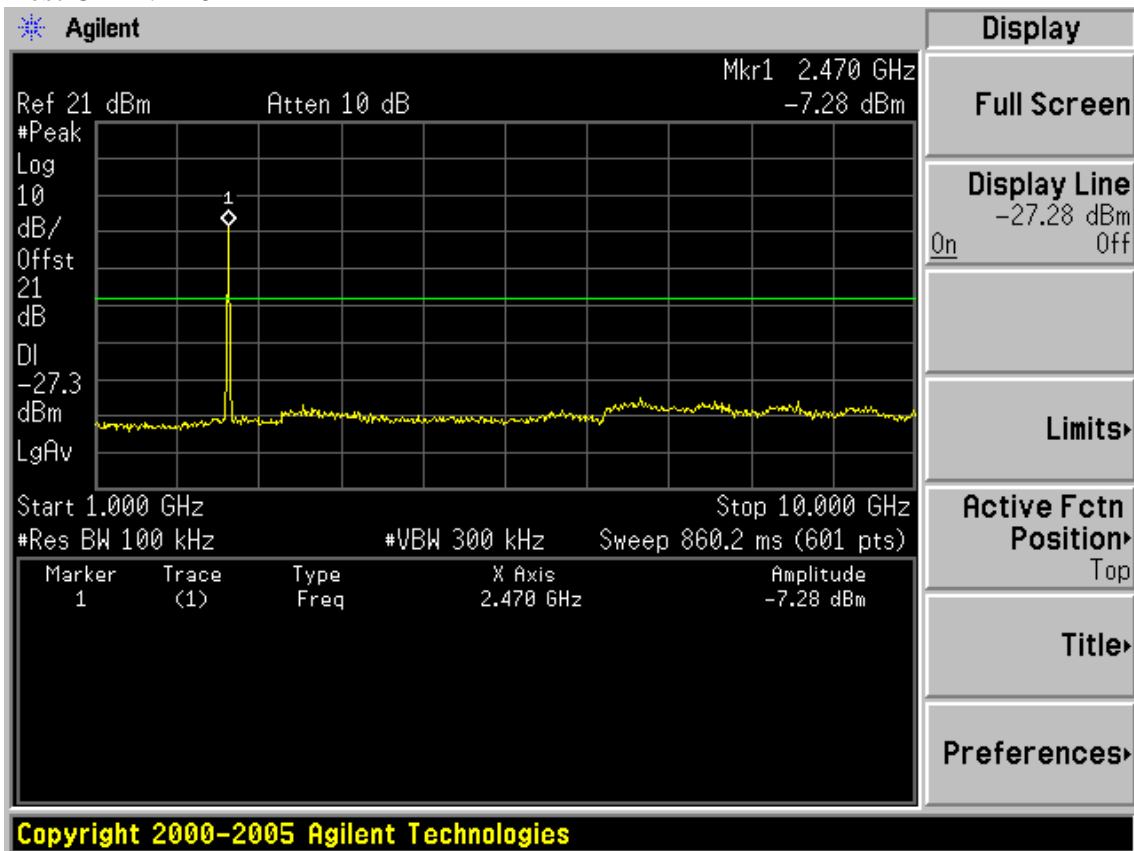


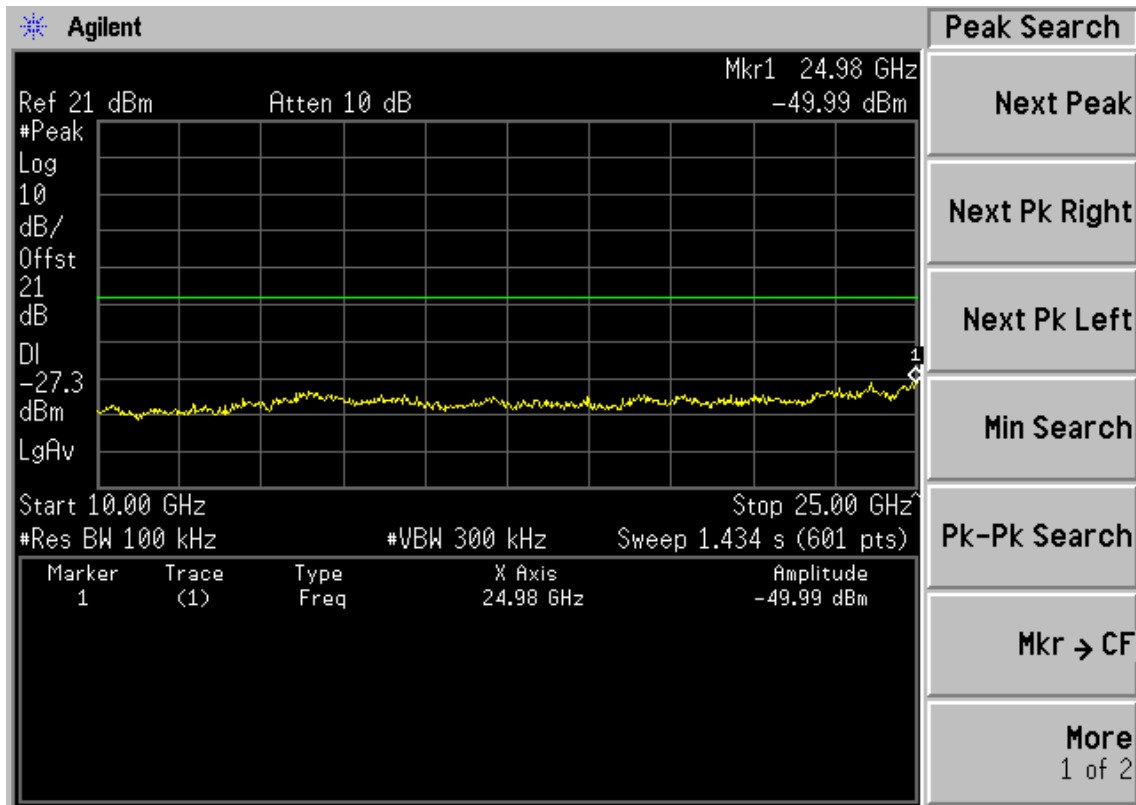
Test CH6: 2437MHz



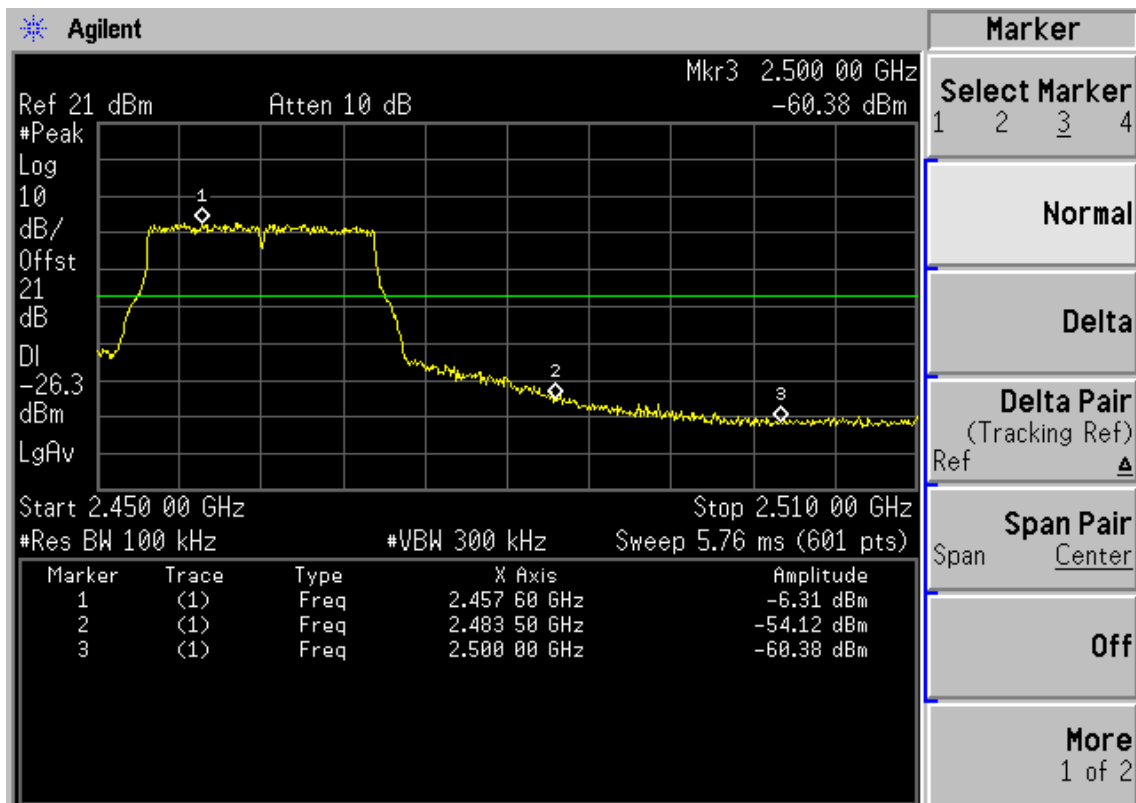


Test CH11: 2462MHz



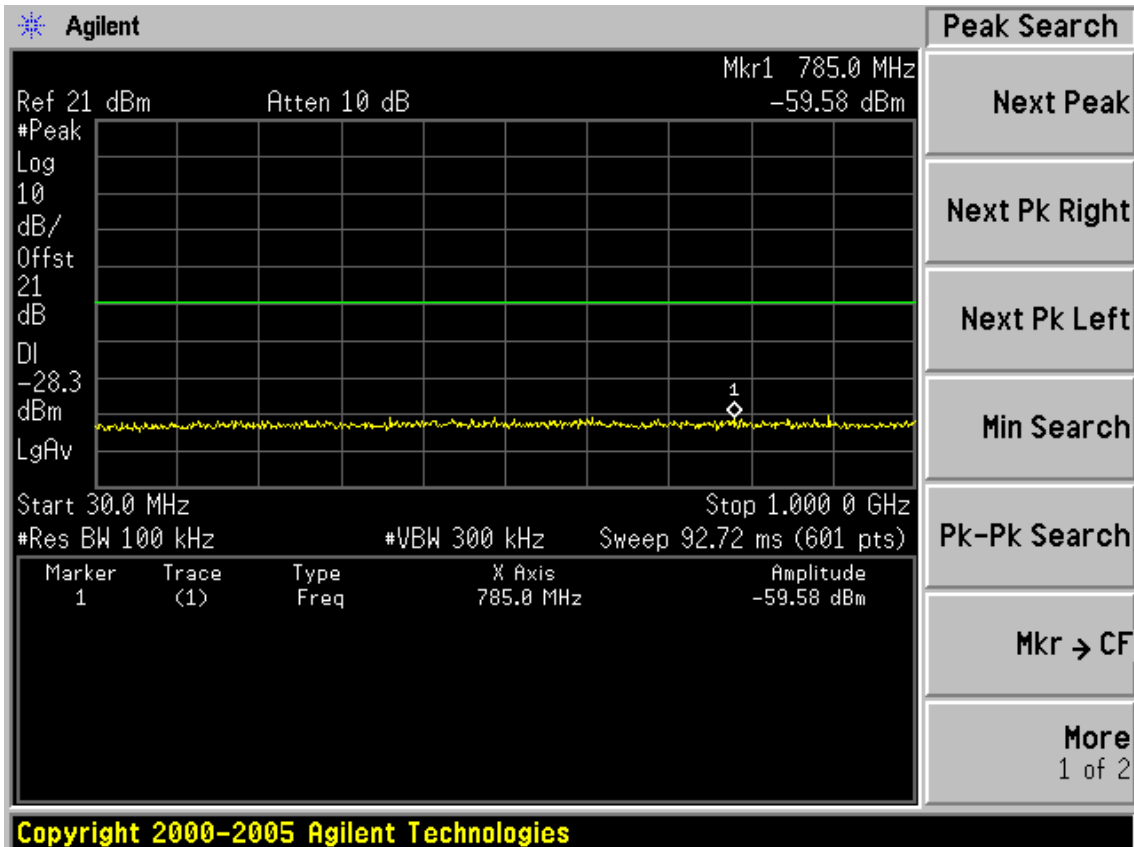
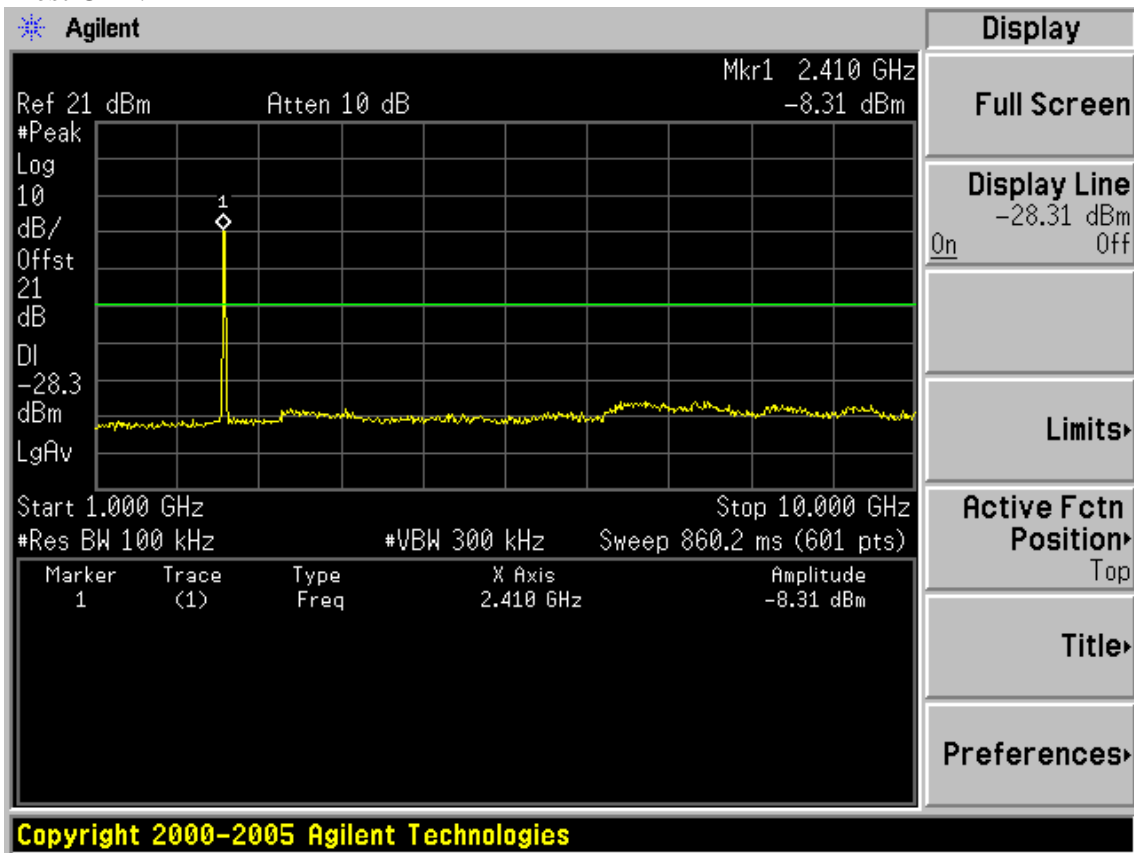


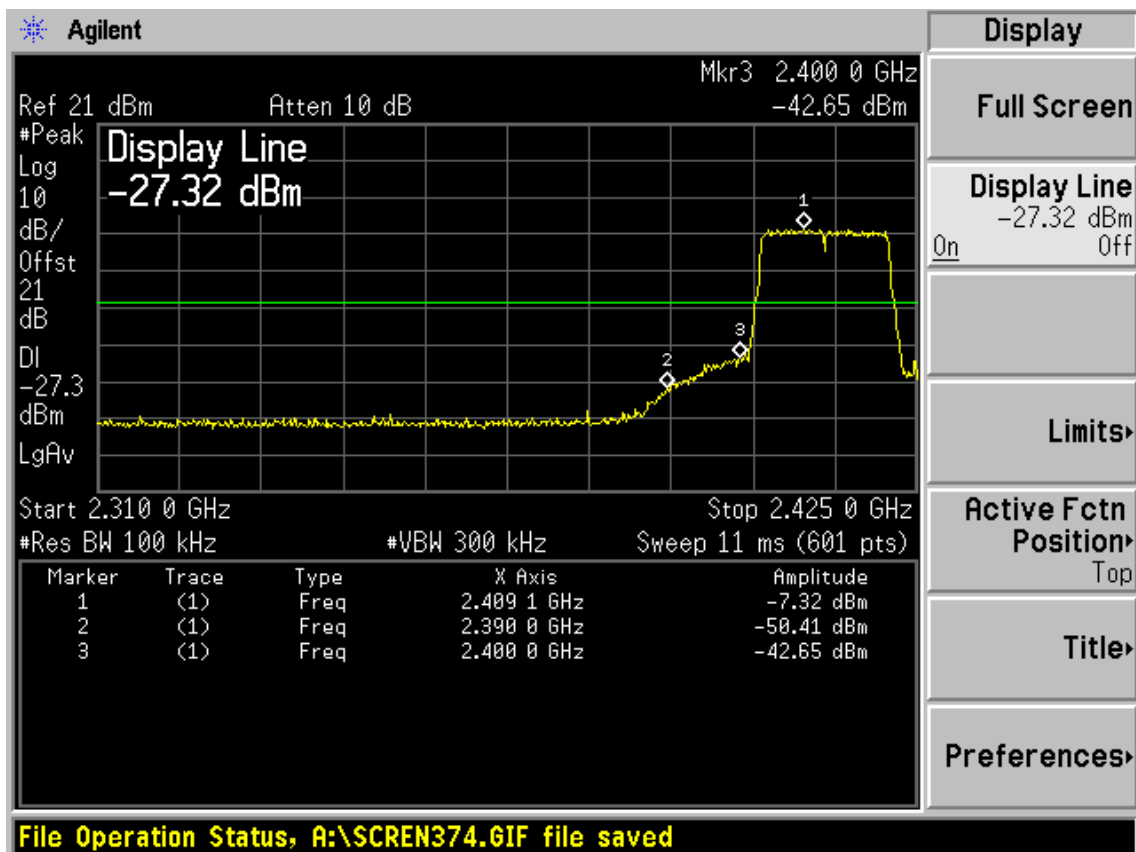
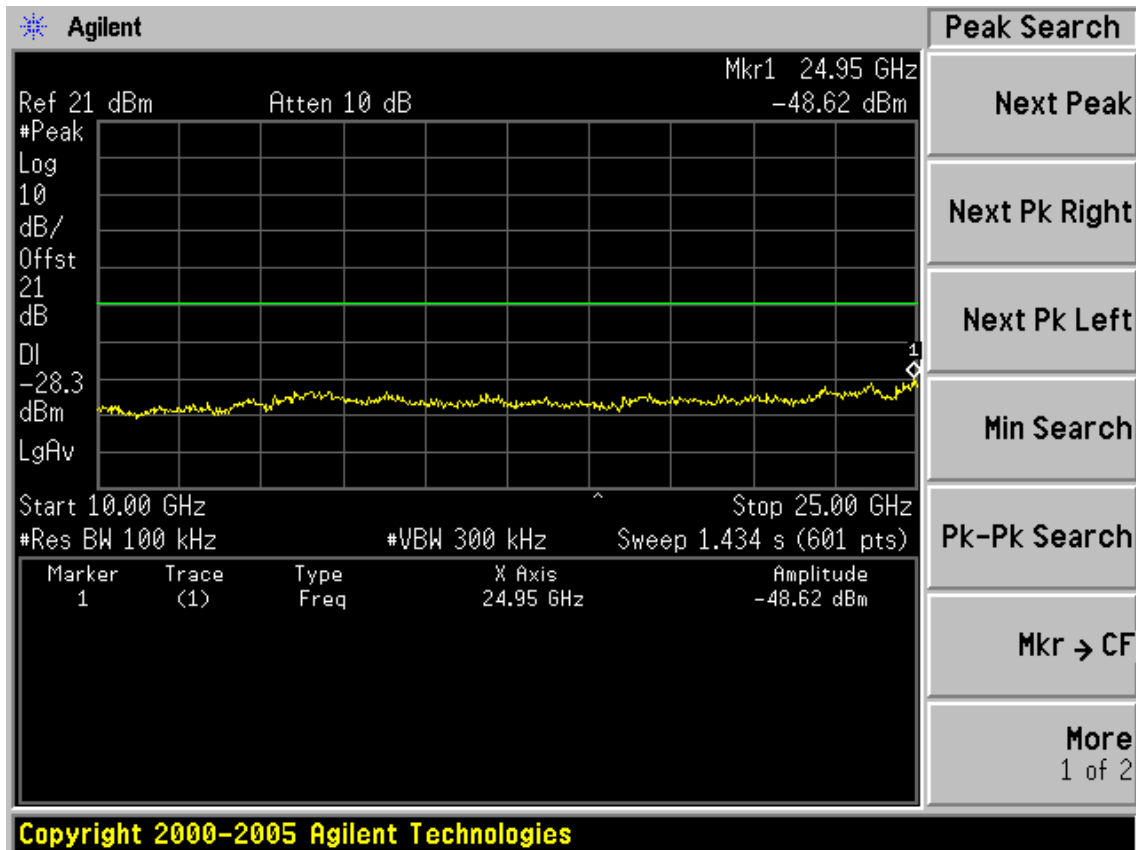
Copyright 2000-2005 Agilent Technologies



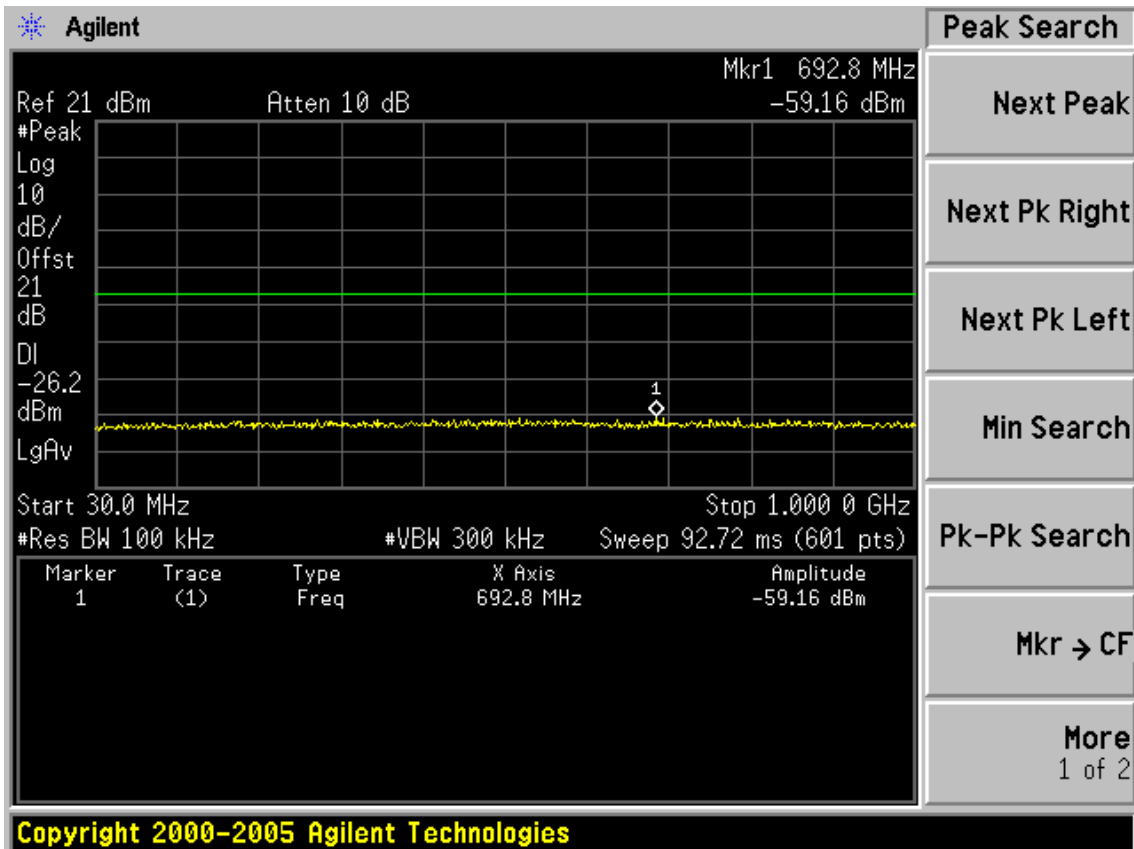
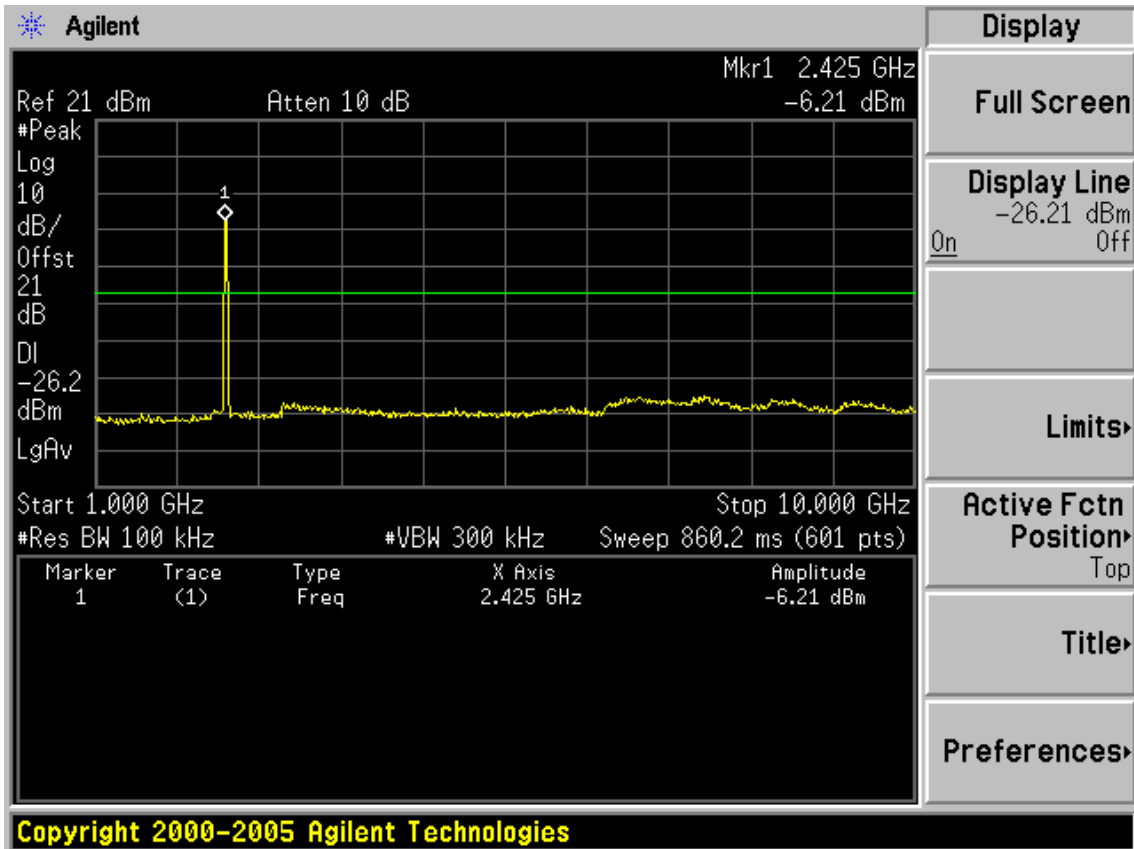
Copyright 2000-2005 Agilent Technologies

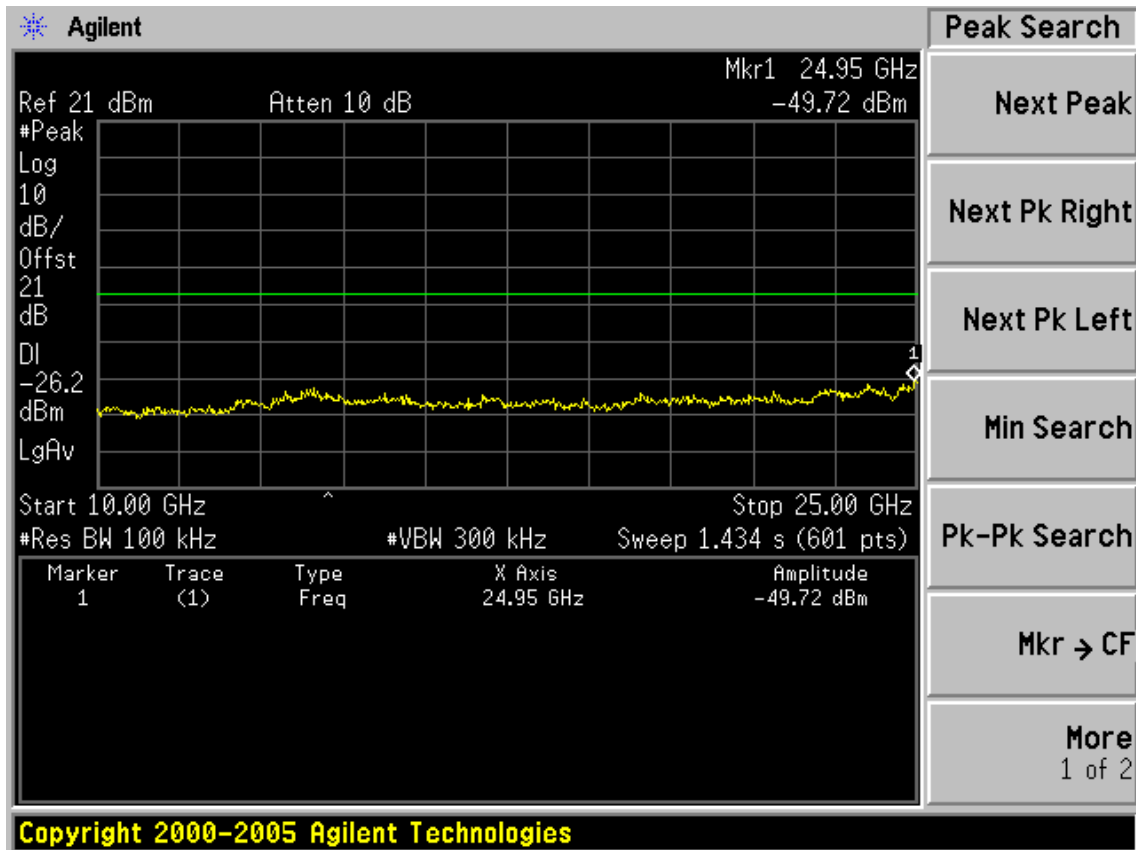
Test Mode: IEEE 802.11n HT20
 Test CH1: 2412MHz



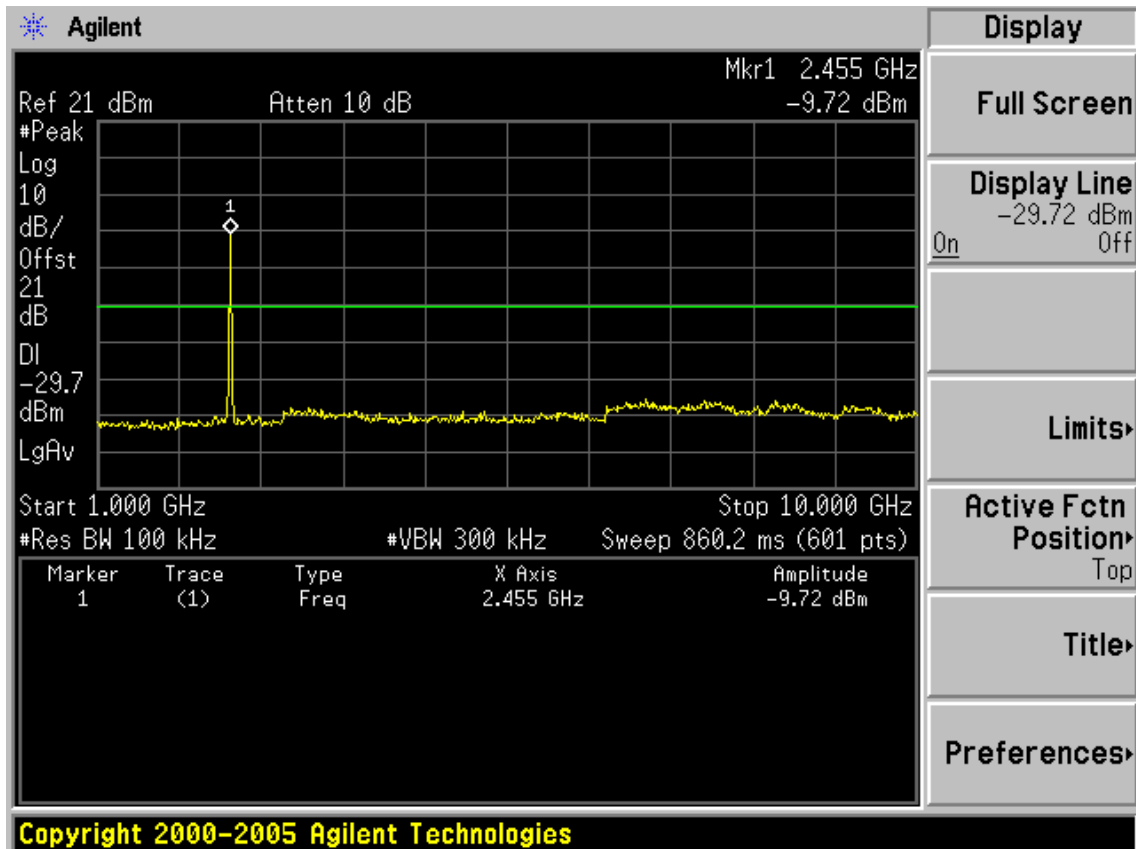


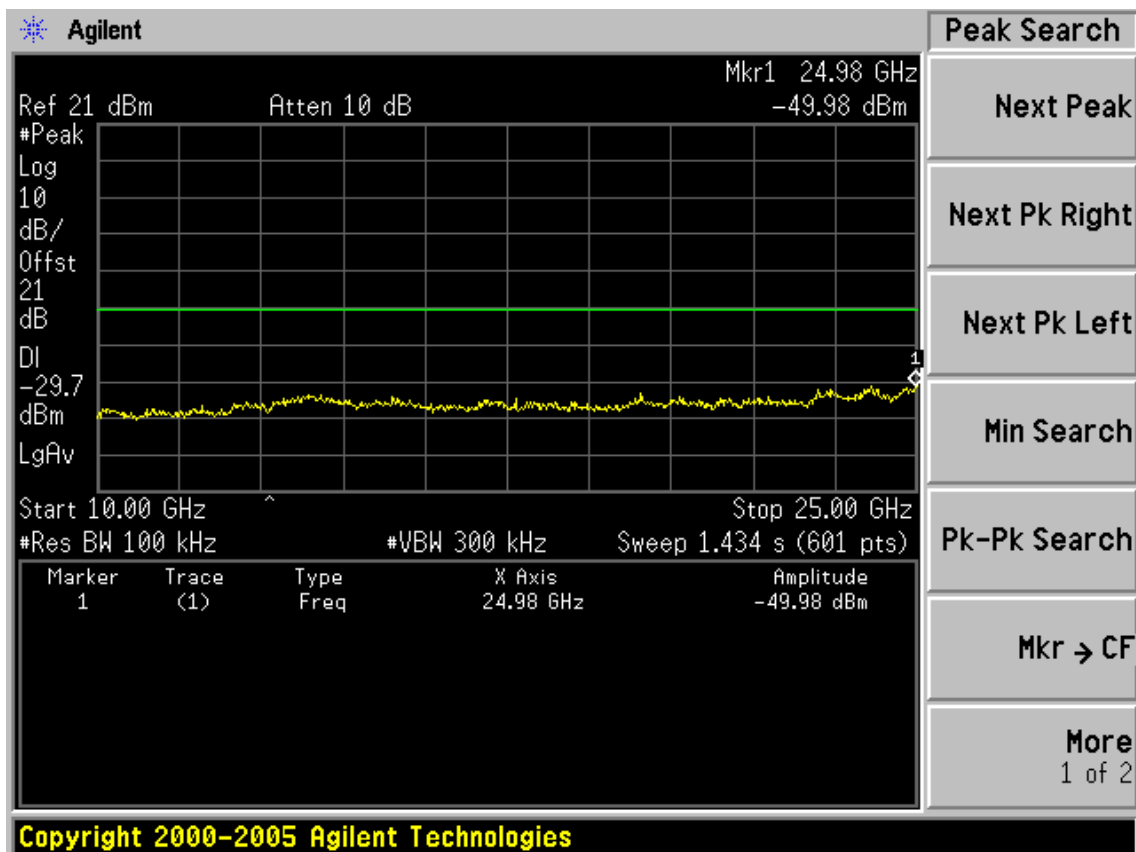
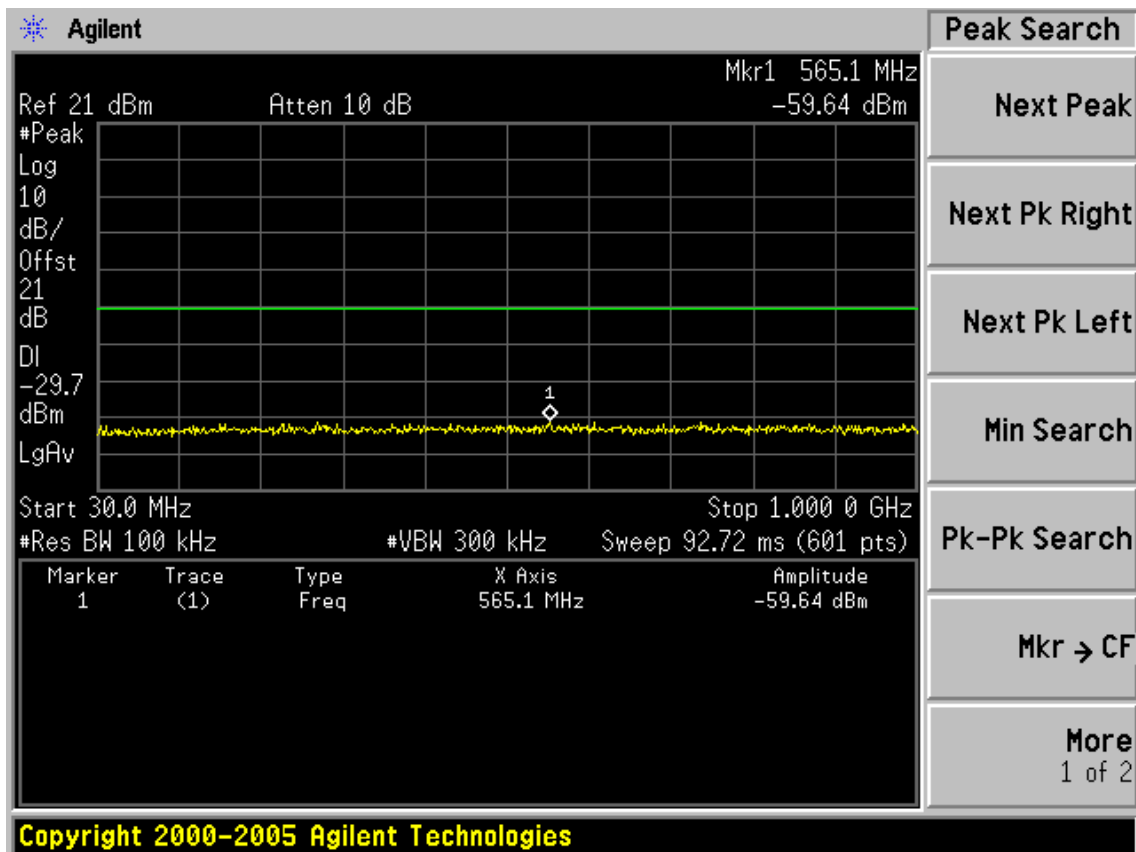
Test CH6: 2437MHz

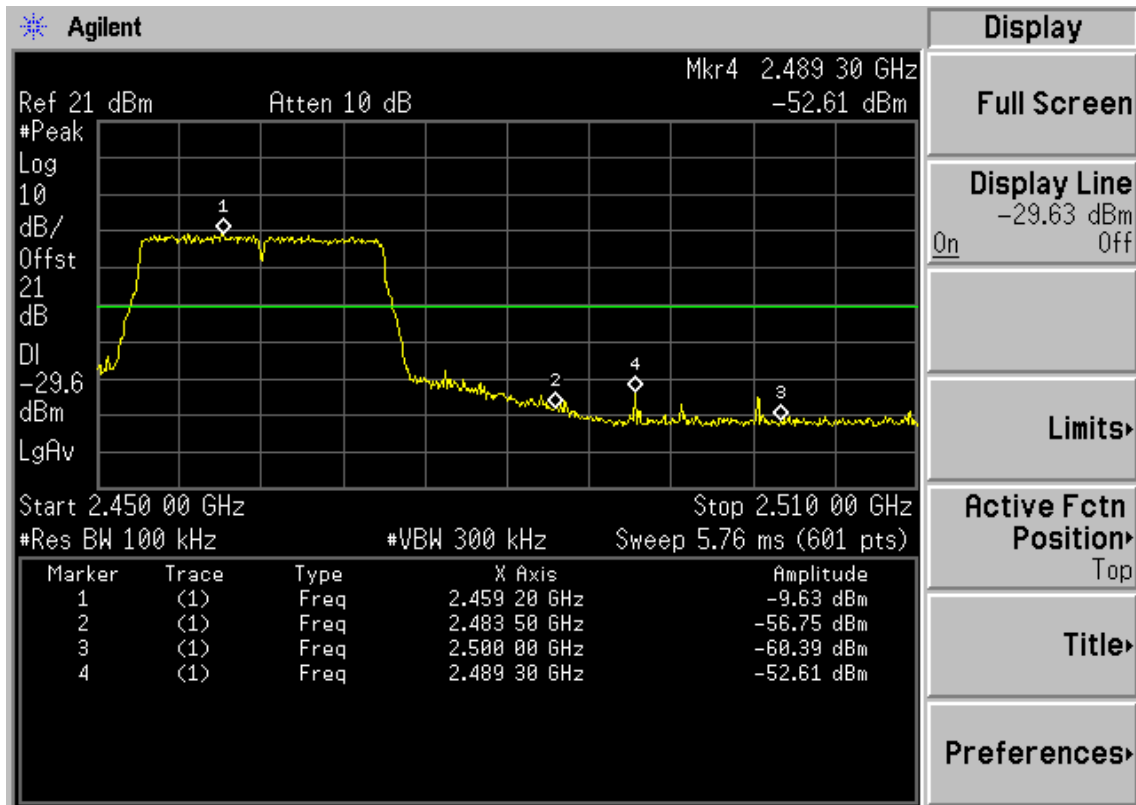




Test CH11: 2462MHz



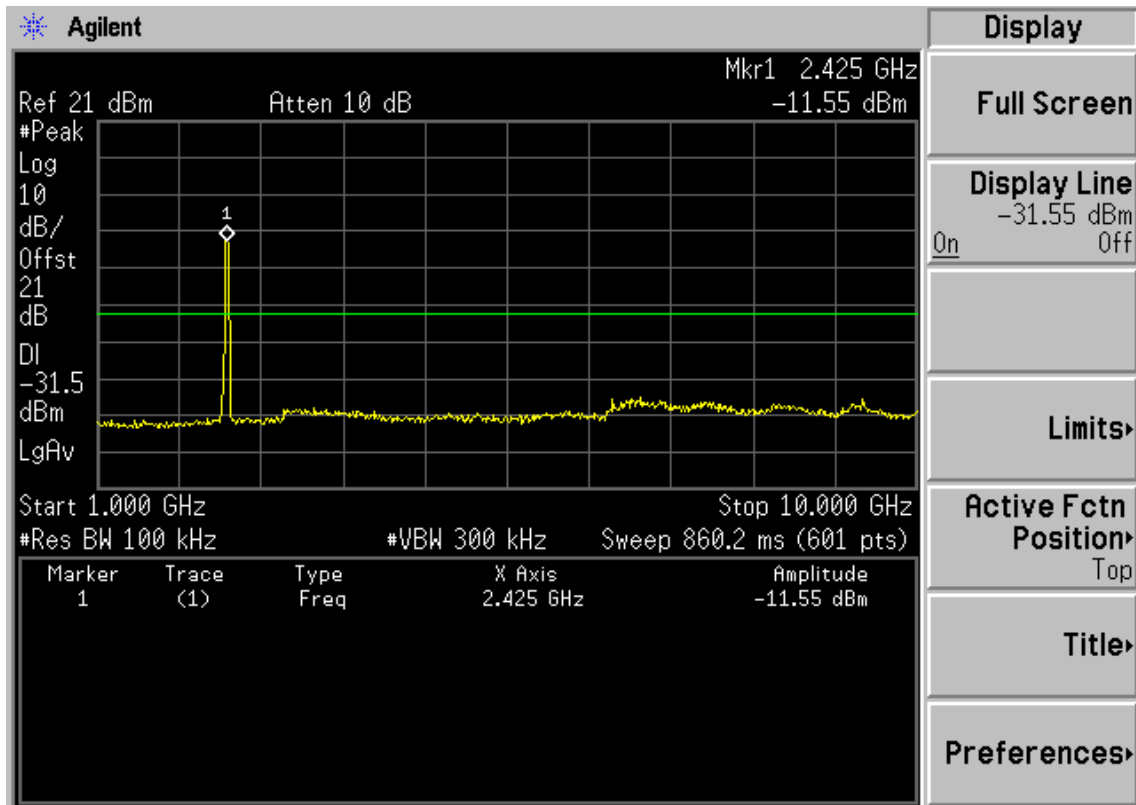




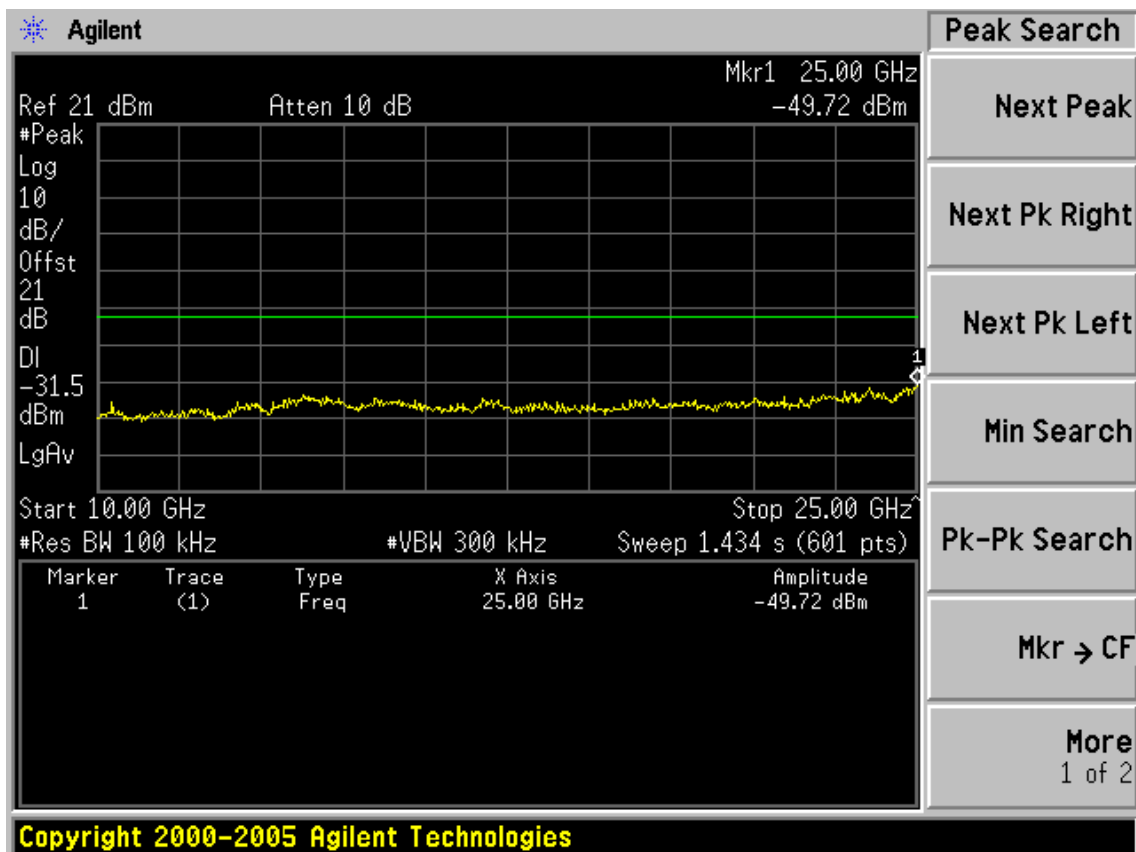
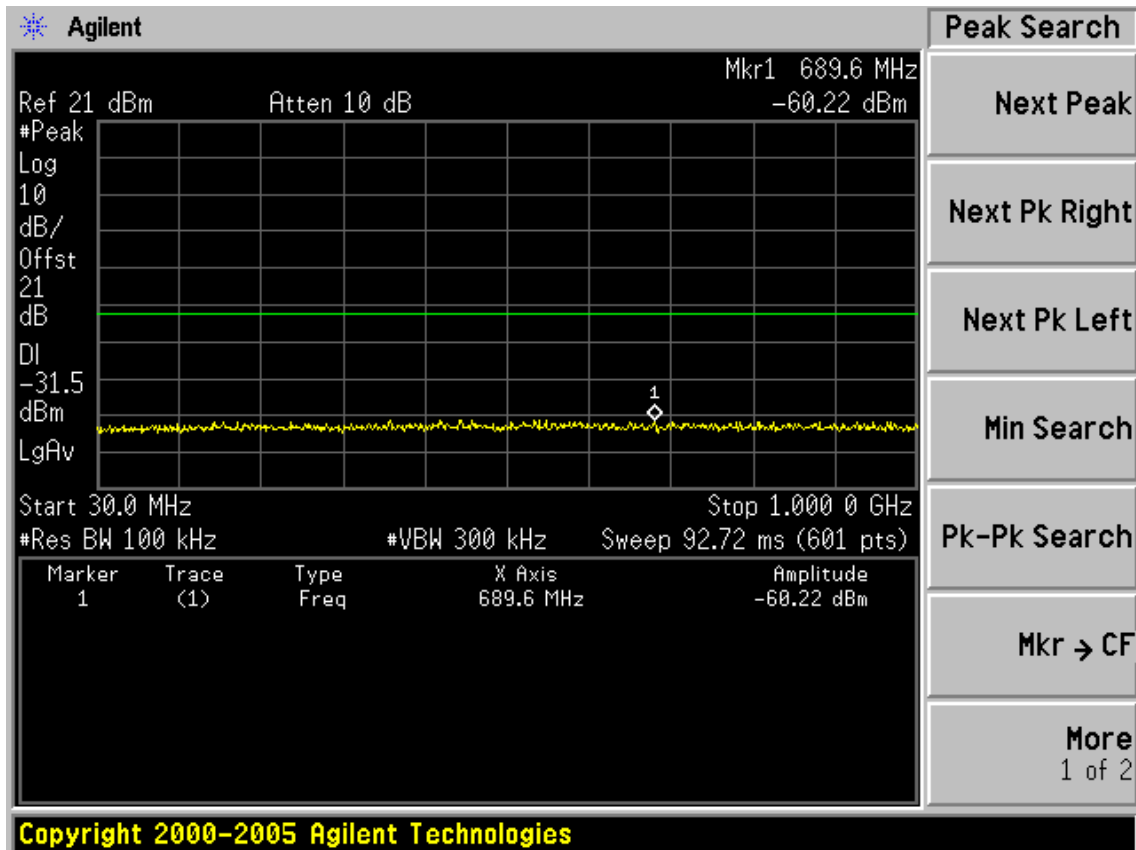
Copyright 2000-2005 Agilent Technologies

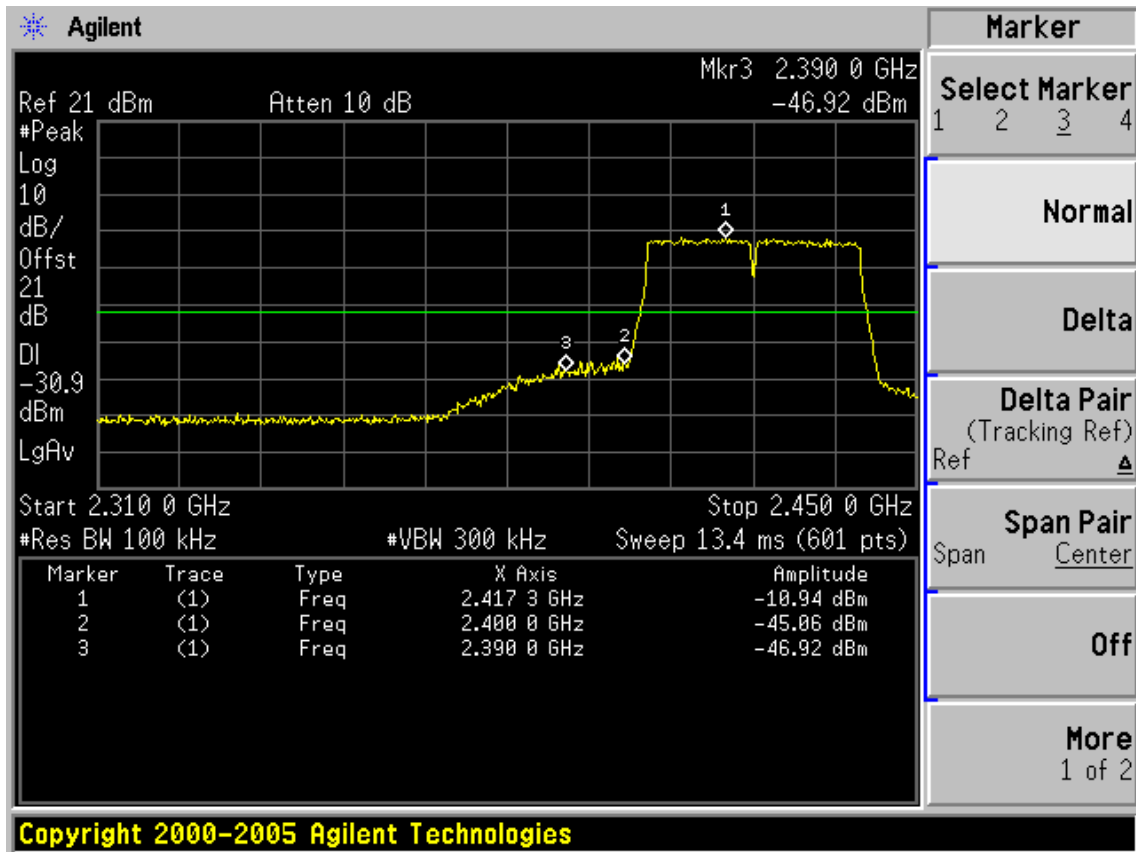
Test Mode: IEEE 802.11n HT40

Test CH1: 2422MHz

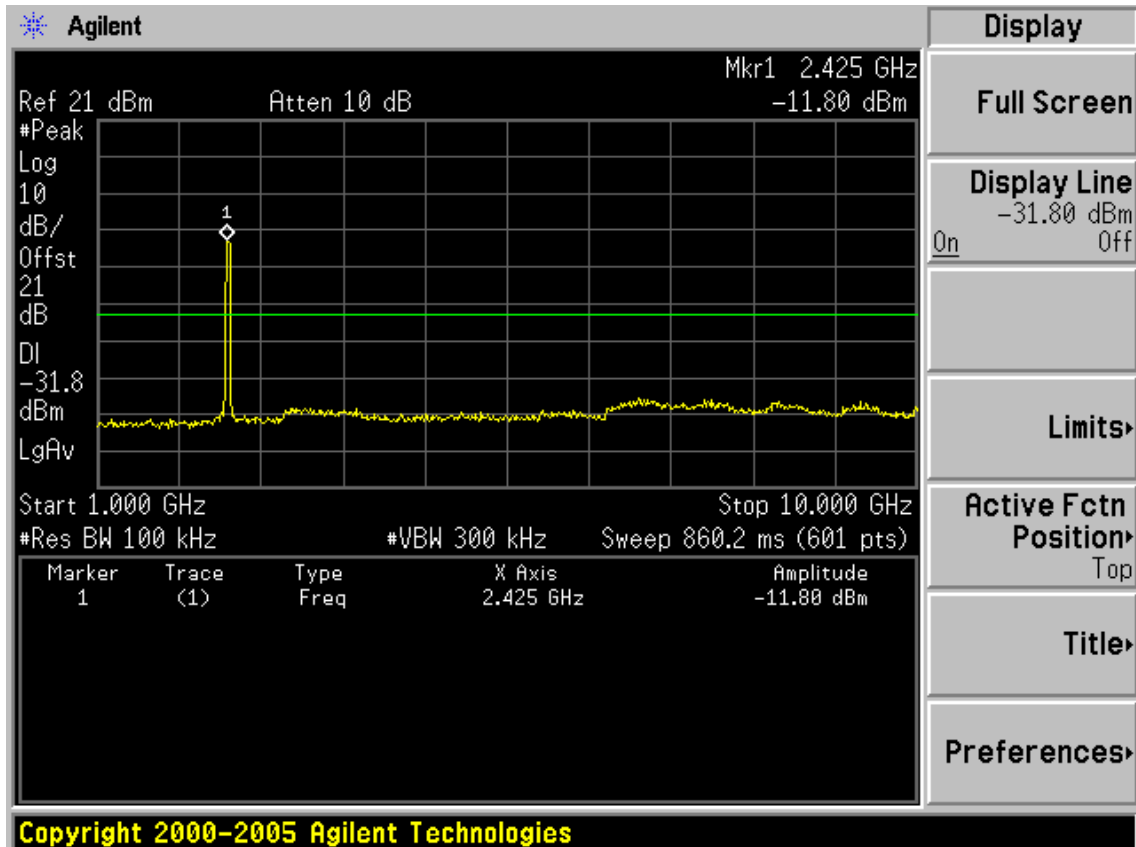


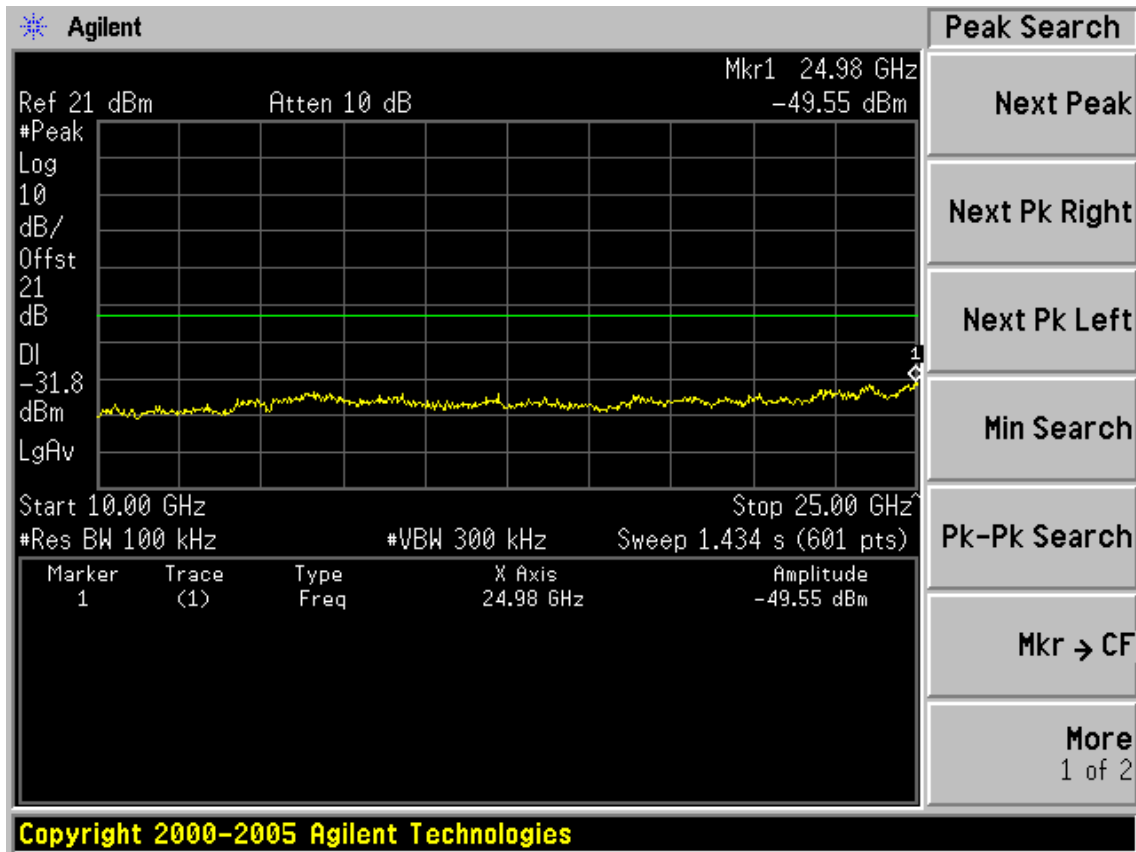
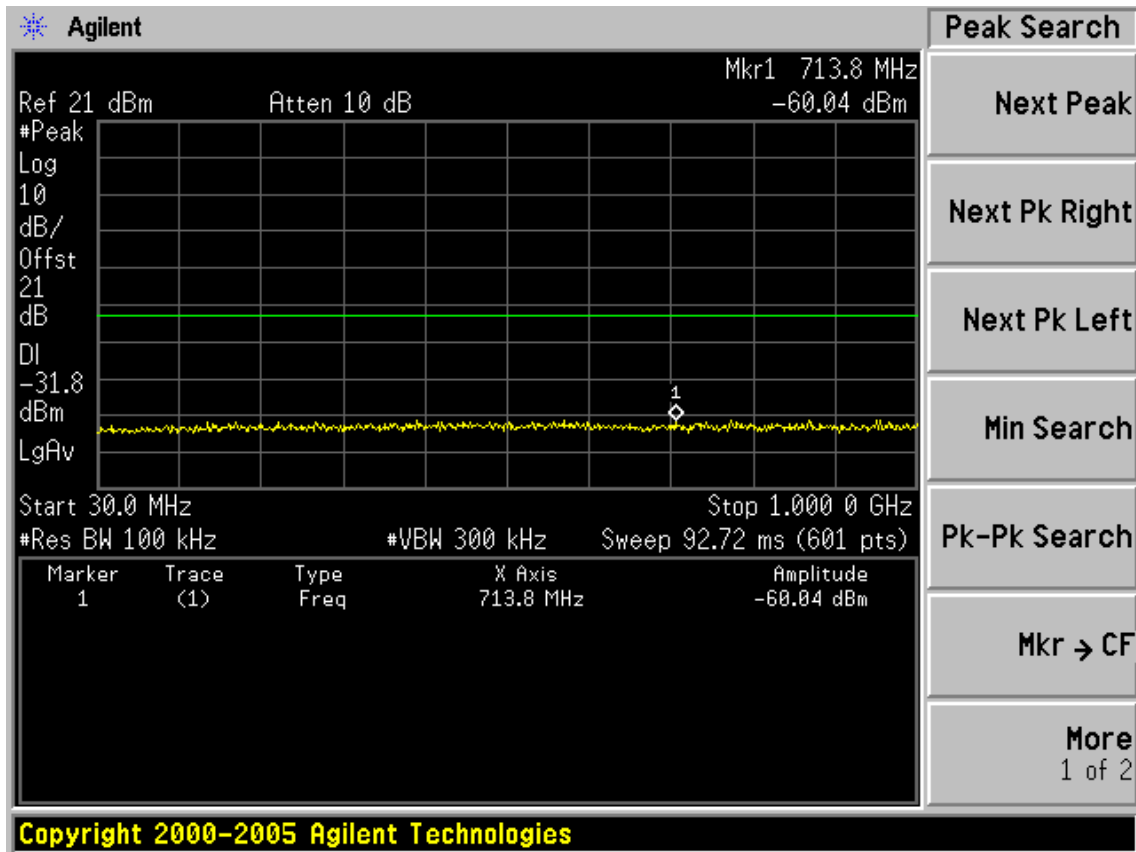
Copyright 2000-2005 Agilent Technologies



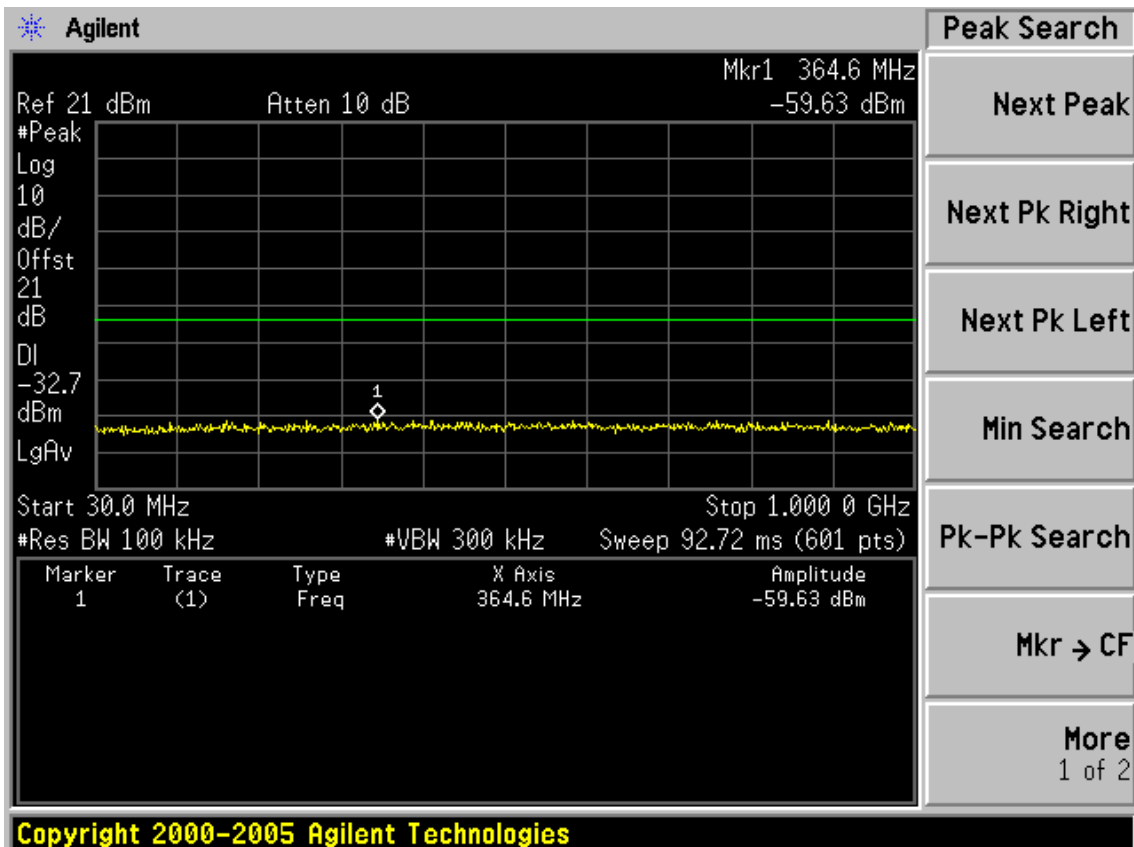
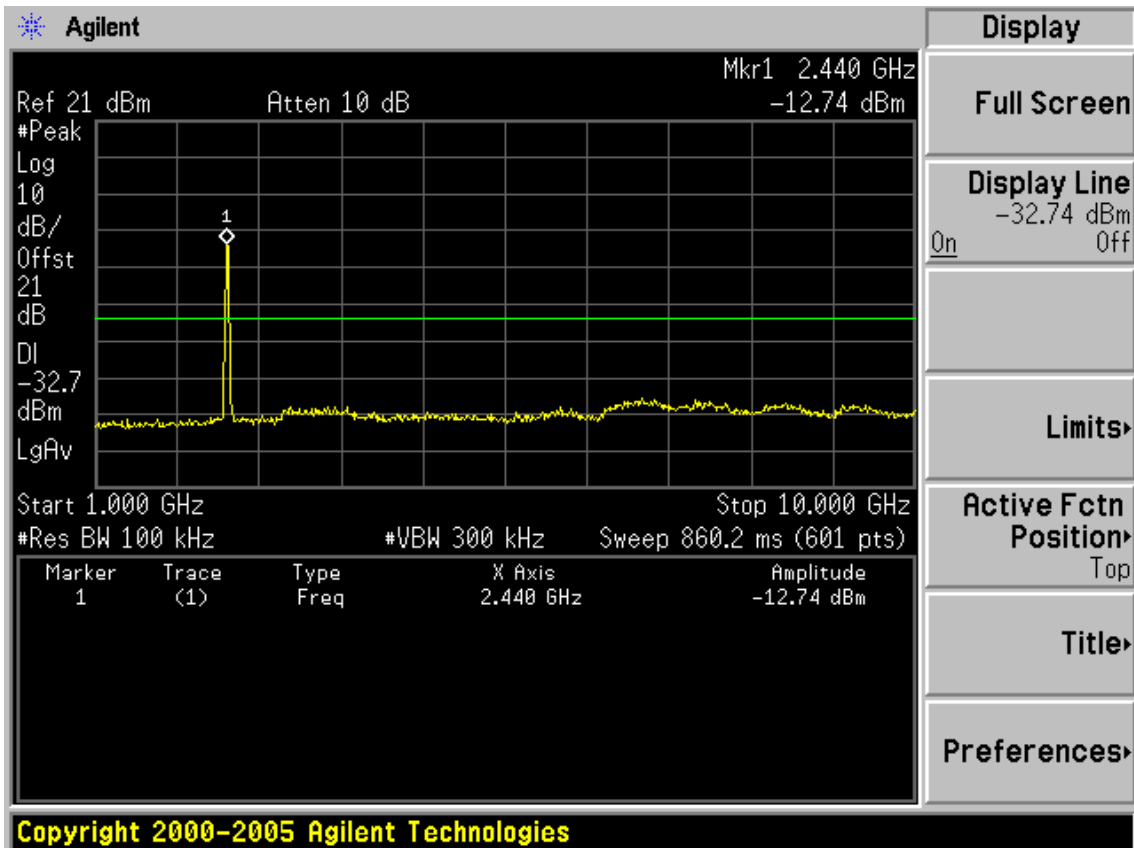


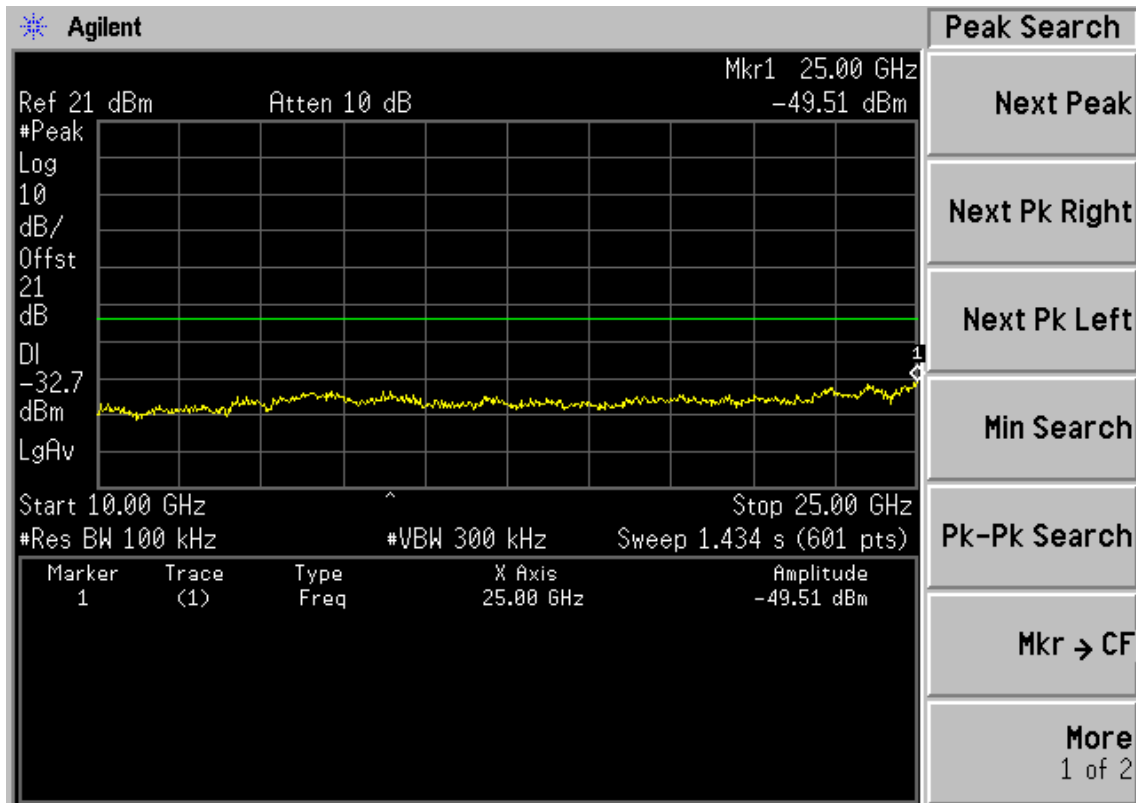
Test CH4: 2437MHz



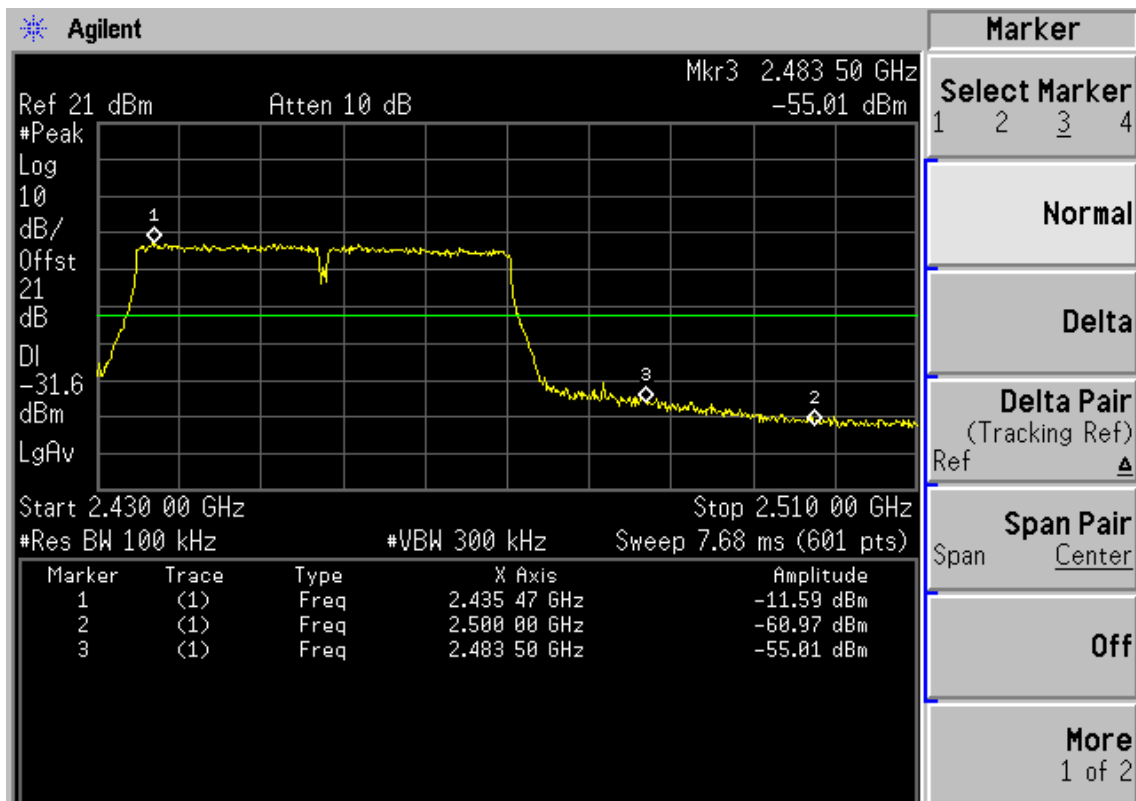


Test CH7: 2452MHz





Copyright 2000-2005 Agilent Technologies



Copyright 2000-2005 Agilent Technologies

6. BAND EDGE COMPLIANCE TEST

6.1. Test Equipment

Item	Equipment	Manufacturer	Model No.	Serial No.	Last Cal.	Cal. Interval
1.	Spectrum Analyzer	Agilent	E4446A	US44300459	May.08,11	1 Year
2.	Horn Antenna	EMCO	3115	9607-4877	May.25, 11	1.5 Year
3.	Amplifier	Agilent	8449B	3008A02495	May.08, 11	1 Year
4.	RF Cable	Hubersuhner	SUCOFLEX102	28620/2	May.08,11	1 Year
5.	RF Cable	Hubersuhner	SUCOFLEX102	28618/2	May.08,11	1 Year
6.	RF Cable	Hubersuhner	SUCOFLEX102	28610/2	May.08,11	1 Year

6.2. Limit

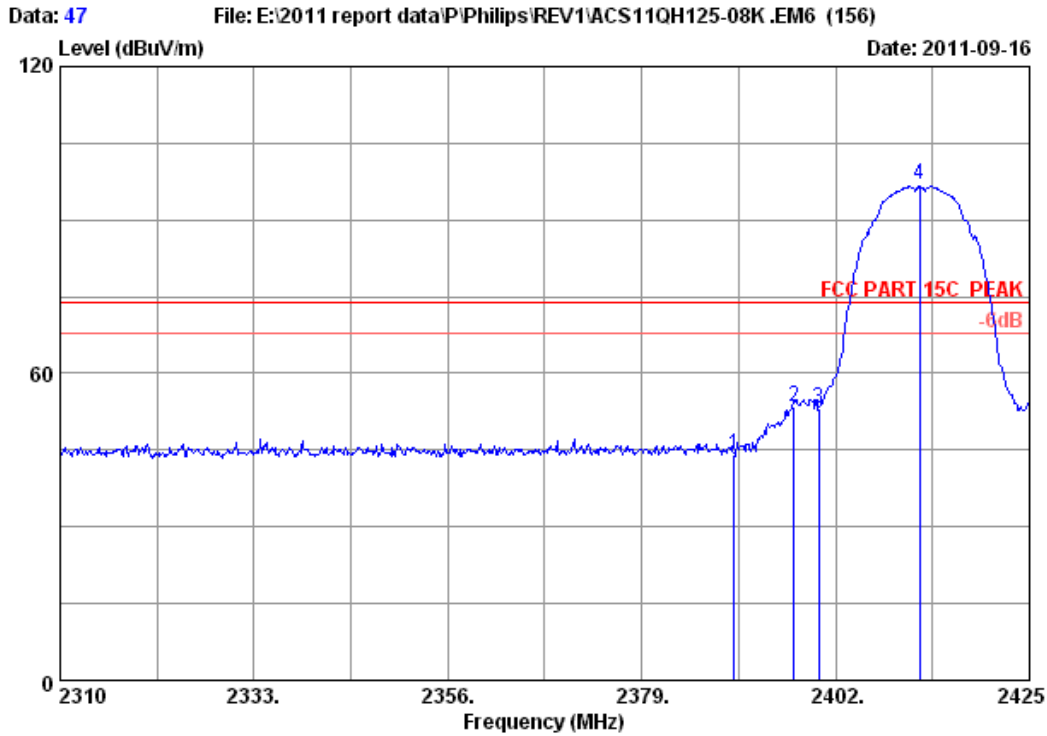
All the lower and upper band-edges emissions appearing within 2310MHz to 2390MHz and 2483.5MHz to 2500MHz restricted frequency bands shall not exceed the limits shown in 15.209, all the other emissions outside operation frequency band 2400MHz to 2483.5MHz shall be at least 20dB below the fundamental emissions, or comply with 15.209 limits.

6.3. Test Produce

1. The EUT is placed on a turntable, which is 0.8m above the ground plane and worked at highest radiated power.
2. The turntable was rotated for 360 degrees to determine the position of maximum emission level.
3. EUT is set 3m away from the receiving antenna, which is varied from 1m to 4m to find out the highest emission.
4. Set the spectrum analyzer in the following setting in order to capture the lower and upper band-edges of the emission:
 - (a) PEAK: RBW=1MHz; VBW=3MHz ;Sweep=AUTO
 - (b) AVERAGE: RBW=1MHz ;VBW=10Hz ; Sweep=AUTO

6.4. Test Results

Pass (The testing data was attached in the next pages.)

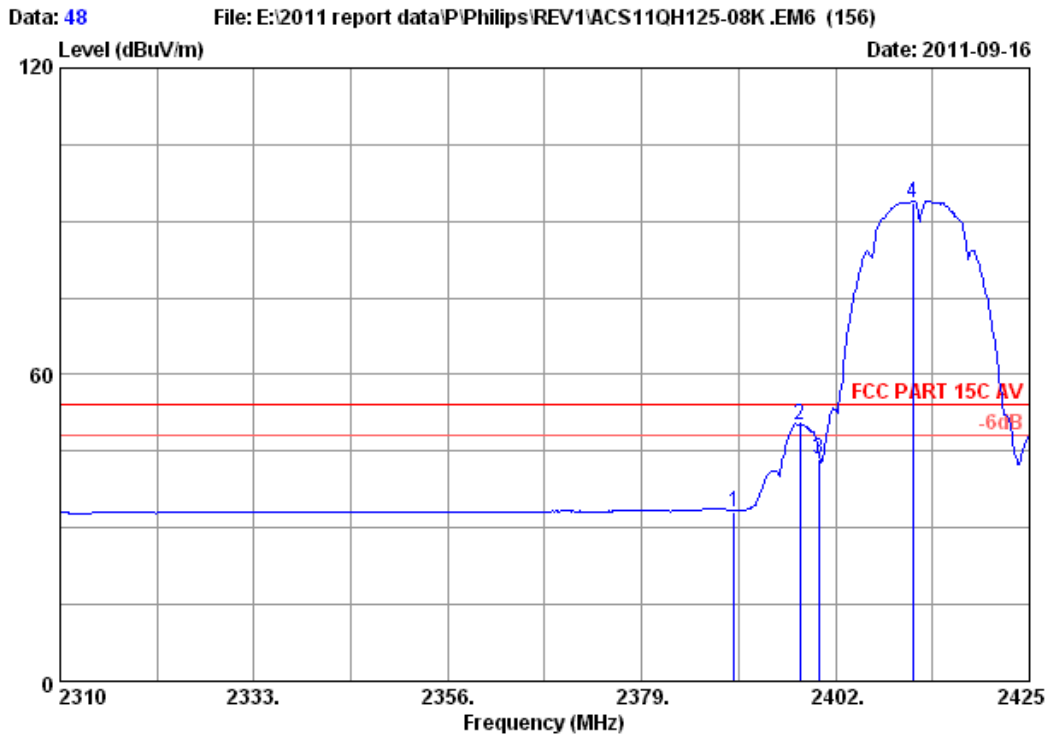


Site no. : 3m Chamber Data no. : 47
 Dis. / Ant. : 3m 2011 3115 4580 Ant. pol. : VERTICAL
 Limit : FCC PART 15C PEAK
 Env. / Ins. : 23°C/54% Engineer : Leo-Li
 EUT : GoGear Connect,WiFi MP3 Player
 Power : DC 5V From PC Input AC 120V/60Hz
 Test mode : IEEE802.11b CH1 2412MHz Tx
 M/N : SA3CNT08K/37
 :

	Ant. Freq. (MHz)	Factor (dB/m)	Cable loss (dB)	Amp. Factor (dB)	Reading (dBuV)	Emission Level (dBuV/m)	Limits (dBuV/m)	Margin (dB)	Remark
1	2390.000	27.96	6.72	34.44	44.00	44.24	74.00	29.76	Peak
2	2397.055	27.96	6.75	34.44	53.24	53.51	74.00	20.49	Peak
3	2400.000	27.96	6.75	34.44	52.97	53.24	74.00	20.76	Peak
4	2412.005	27.98	6.78	34.44	96.72	97.04	74.00	-23.04	Peak

Remarks:

1. Emission Level= Antenna Factor + Cable Loss -Amp Factor + Reading.
2. The emission levels that are 20dB below the official limit are not reported.

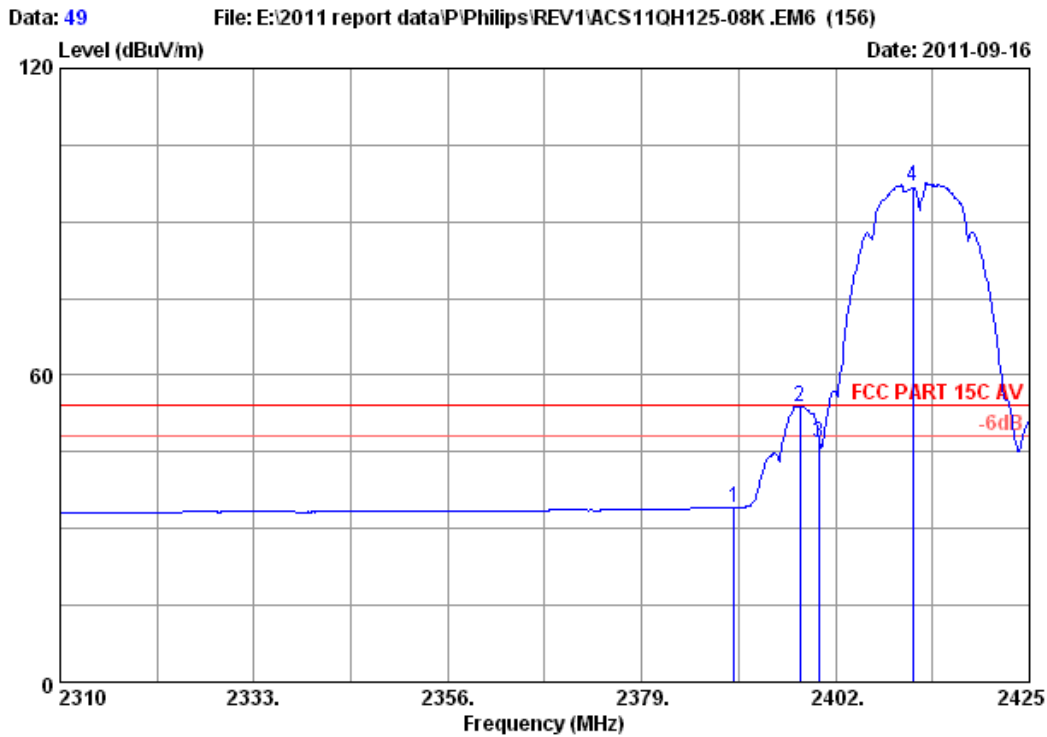


Site no. : 3m Chamber Data no. : 48
 Dis. / Ant. : 3m 2011 3115 4580 Ant. pol. : VERTICAL
 Limit : FCC PART 15C AV
 Env. / Ins. : 23°C/54% Engineer : Leo-Li
 EUT : GoGear Connect,WiFi MP3 Player
 Power : DC 5V From PC Input AC 120V/60Hz
 Test mode : IEEE802.11b CH1 2412MHz Tx
 M/N : SA3CNT08K/37
 :

	Ant. Freq. (MHz)	Ant. Factor (dB/m)	Cable loss (dB)	Amp. Factor (dB)	Emission Reading (dBuV)	Emission Level (dBuV/m)	Limits (dBuV/m)	Margin (dB)	Remark
1	2390.000	27.96	6.72	34.44	32.97	33.21	54.00	20.79	Average
2	2397.745	27.96	6.75	34.44	49.85	50.12	54.00	3.88	Average
3	2400.000	27.96	6.75	34.44	43.27	43.54	54.00	10.46	Average
4	2411.200	27.98	6.78	34.44	93.43	93.75	54.00	-39.75	Average

Remarks:

1. Emission Level= Antenna Factor + Cable Loss -Amp Factor + Reading.
2. The emission levels that are 20dB below the official limit are not reported.

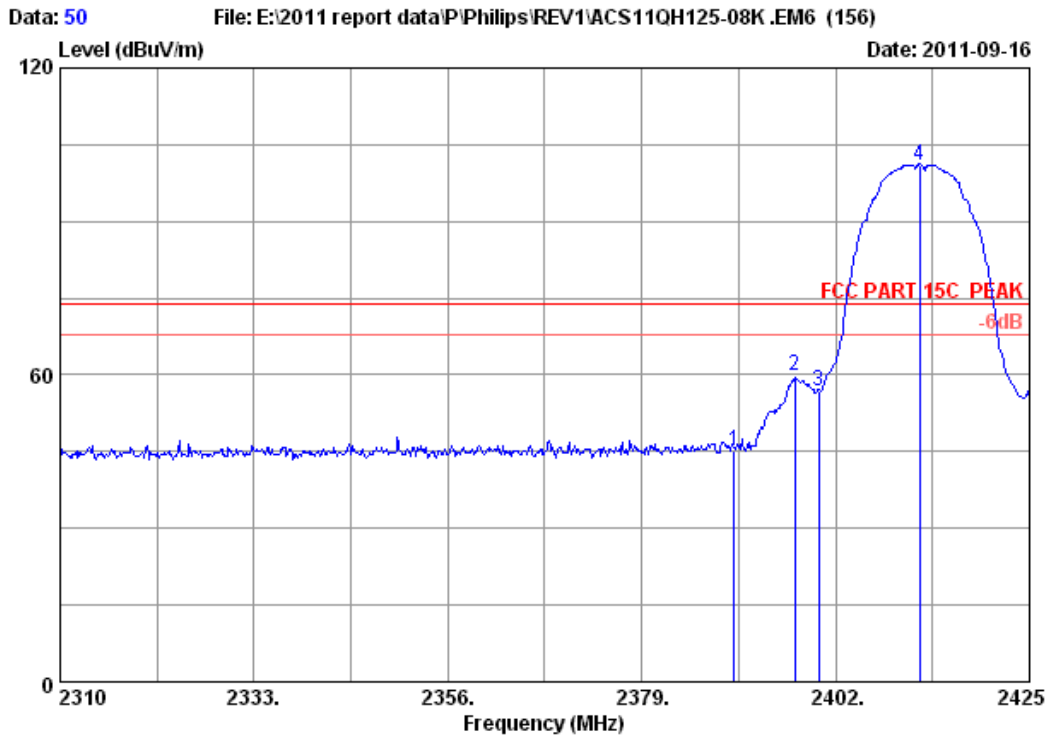


Site no. : 3m Chamber Data no. : 49
 Dis. / Ant. : 3m 2011 3115 4580 Ant. pol. : HORIZONTAL
 Limit : FCC PART 15C AV
 Env. / Ins. : 23°C/54% Engineer : Leo-Li
 EUT : GoGear Connect,WiFi MP3 Player
 Power : DC 5V From PC Input AC 120V/60Hz
 Test mode : IEEE802.11b CH1 2412MHz Tx
 M/N : SA3CNT08K/37
 :

	Ant. Freq. (MHz)	Ant. Factor (dB/m)	Cable loss (dB)	Amp. Factor (dB)	Reading (dBuV)	Emission Level (dBuV/m)	Limits (dBuV/m)	Margin (dB)	Remark
1	2390.000	27.96	6.72	34.44	33.85	34.09	54.00	19.91	Average
2	2397.745	27.96	6.75	34.44	53.44	53.71	54.00	0.29	Average
3	2400.000	27.96	6.75	34.44	46.50	46.77	54.00	7.23	Average
4	2411.200	27.98	6.78	34.44	96.76	97.08	54.00	-43.08	Average

Remarks:

1. Emission Level= Antenna Factor + Cable Loss -Amp Factor + Reading.
2. The emission levels that are 20dB below the official limit are not reported.



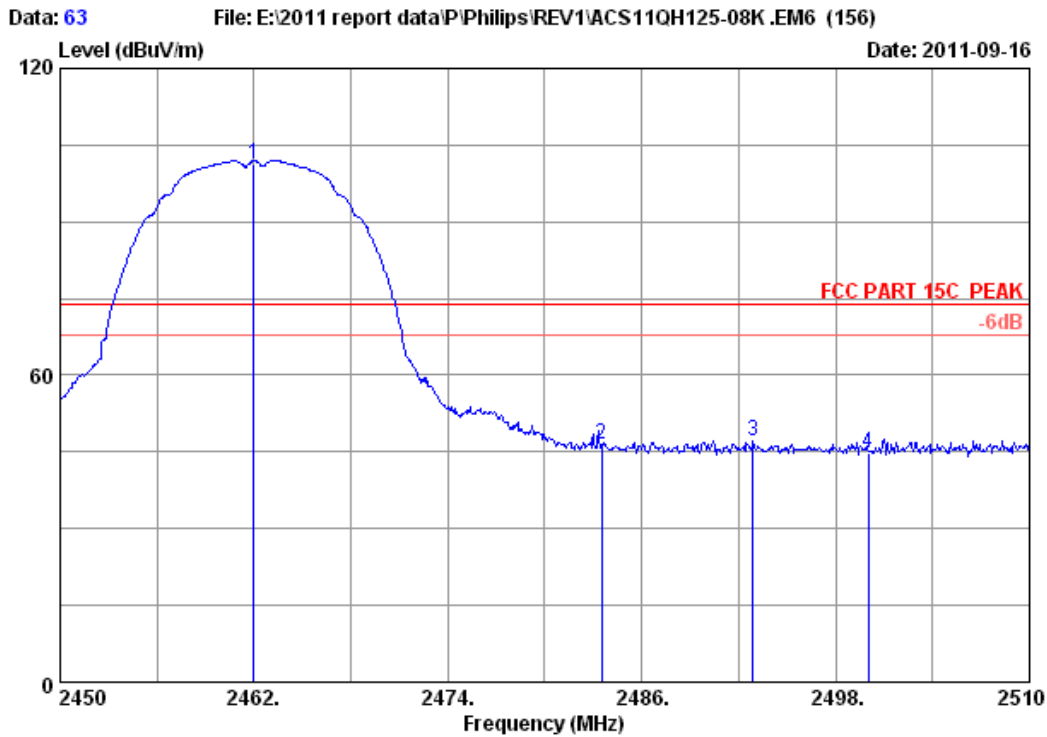
```

Site no.      : 3m Chamber           Data no. : 50
Dis. / Ant.  : 3m 2011 3115 4580    Ant. pol.: HORIZONTAL
Limit        : FCC PART 15C PEAK
Env. / Ins.  : 23*C/54%             Engineer : Leo-Li
EUT          : GoGear Connect,WiFi MP3 Player
Power        : DC 5V From PC Input AC 120V/60Hz
Test mode    : IEEE802.11b CH1 2412MHz Tx
M/N         : SA3CNT08K/37
    
```

	Ant. Freq. (MHz)	Ant. Factor (dB/m)	Cable loss (dB)	Amp. Factor (dB)	Reading (dBuV)	Emission Level (dBuV/m)	Limits (dBuV/m)	Margin (dB)	Remark
1	2390.000	27.96	6.72	34.44	45.02	45.26	74.00	28.74	Peak
2	2397.170	27.96	6.75	34.44	59.66	59.93	74.00	14.07	Peak
3	2400.000	27.96	6.75	34.44	56.51	56.78	74.00	17.22	Peak
4	2412.005	27.98	6.78	34.44	100.67	100.99	74.00	-26.99	Peak

Remarks:

1. Emission Level= Antenna Factor + Cable Loss -Amp Factor + Reading.
2. The emission levels that are 20dB below the official limit are not reported.

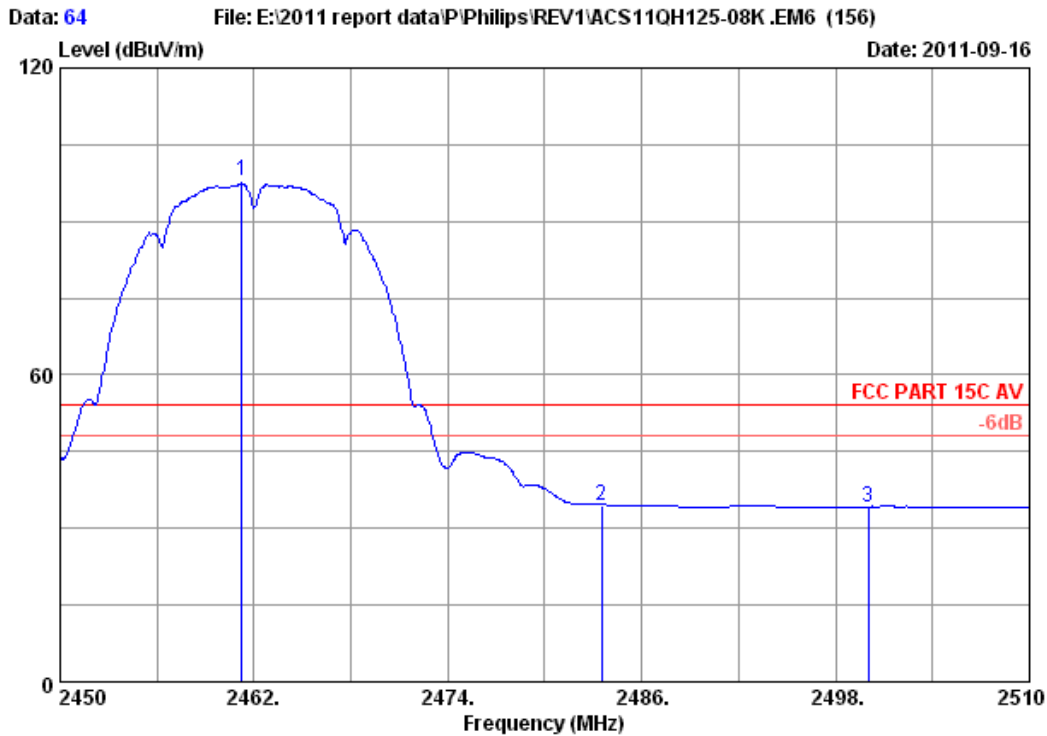


Site no. : 3m Chamber Data no. : 63
 Dis. / Ant. : 3m 2011 3115 4580 Ant. pol. : HORIZONTAL
 Limit : FCC PART 15C PEAK
 Env. / Ins. : 23°C/54% Engineer : Leo-Li
 EUT : GoGear Connect,WiFi MP3 Player
 Power : DC 5V From PC Input AC 120V/60Hz
 Test mode : IEEE802.11b CH11 2462MHz Tx
 M/N : SA3CNT08K/37
 :

	Ant. Freq. (MHz)	Ant. Factor (dB/m)	Cable loss (dB)	Amp. Factor (dB)	Reading (dBuV)	Emission Level (dBuV/m)	Limits (dBuV/m)	Margin (dB)	Remark
1	2462.000	28.05	6.84	34.44	100.98	101.43	74.00	-27.43	Peak
2	2483.500	28.08	6.90	34.45	45.86	46.39	74.00	27.61	Peak
3	2492.900	28.10	6.90	34.45	46.53	47.08	74.00	26.92	Peak
4	2500.000	28.10	6.90	34.45	44.29	44.84	74.00	29.16	Peak

Remarks:

1. Emission Level= Antenna Factor + Cable Loss -Amp Factor + Reading.
2. The emission levels that are 20dB below the official limit are not reported.

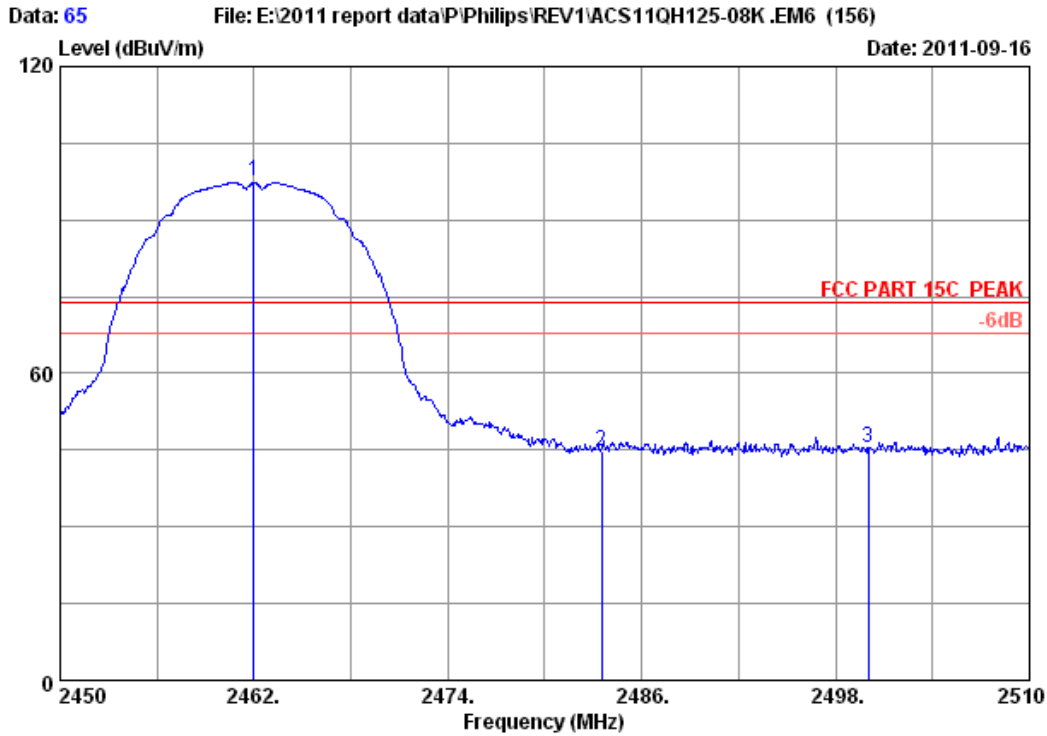


Site no. : 3m Chamber Data no. : 64
 Dis. / Ant. : 3m 2011 3115 4580 Ant. pol. : HORIZONTAL
 Limit : FCC PART 15C AV
 Env. / Ins. : 23°C/54% Engineer : Leo-Li
 EUT : GoGear Connect,WiFi MP3 Player
 Power : DC 5V From PC Input AC 120V/60Hz
 Test mode : IEEE802.11b CH11 2462MHz Tx
 M/N : SA3CNT08K/37
 :

	Ant. Freq. (MHz)	Ant. Factor (dB/m)	Cable loss (dB)	Amp. Factor (dB)	Reading (dBuV)	Emission Level (dBuV/m)	Limits (dBuV/m)	Margin (dB)	Remark
1	2461.220	28.05	6.84	34.44	97.54	97.99	54.00	-43.99	Average
2	2483.500	28.08	6.90	34.45	33.96	34.49	54.00	19.51	Average
3	2500.000	28.10	6.90	34.45	33.58	34.13	54.00	19.87	Average

Remarks:

1. Emission Level= Antenna Factor + Cable Loss -Amp Factor + Reading.
2. The emission levels that are 20dB below the official limit are not reported.

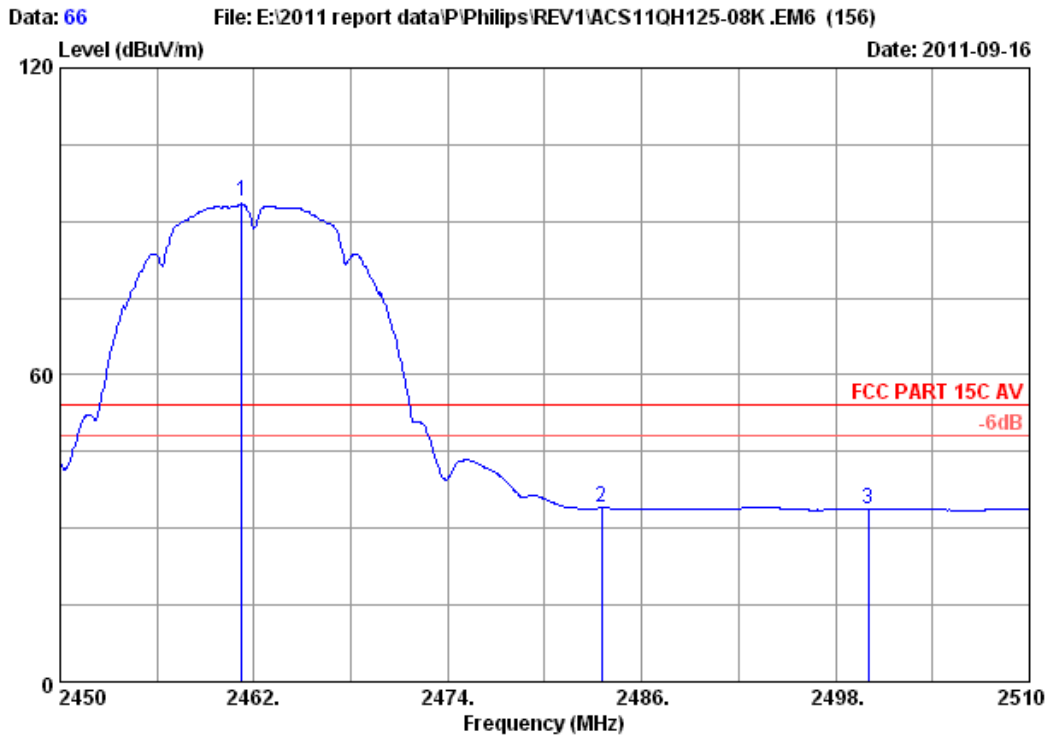


Site no. : 3m Chamber Data no. : 65
 Dis. / Ant. : 3m 2011 3115 4580 Ant. pol. : VERTICAL
 Limit : FCC PART 15C PEAK
 Env. / Ins. : 23°C/54% Engineer : Leo-Li
 EUT : GoGear Connect,WiFi MP3 Player
 Power : DC 5V From PC Input AC 120V/60Hz
 Test mode : IEEE802.11b CH11 2462MHz Tx
 M/N : SA3CNT08K/37
 :

	Ant. Freq. (MHz)	Ant. Factor (dB/m)	Cable loss (dB)	Amp. Factor (dB)	Reading (dBuV)	Emission Level (dBuV/m)	Limits (dBuV/m)	Margin (dB)	Remark
1	2462.000	28.05	6.84	34.44	97.05	97.50	74.00	-23.50	Peak
2	2483.500	28.08	6.90	34.45	44.35	44.88	74.00	29.12	Peak
3	2500.000	28.10	6.90	34.45	44.86	45.41	74.00	28.59	Peak

Remarks:

1. Emission Level= Antenna Factor + Cable Loss -Amp Factor + Reading.
2. The emission levels that are 20dB below the official limit are not reported.

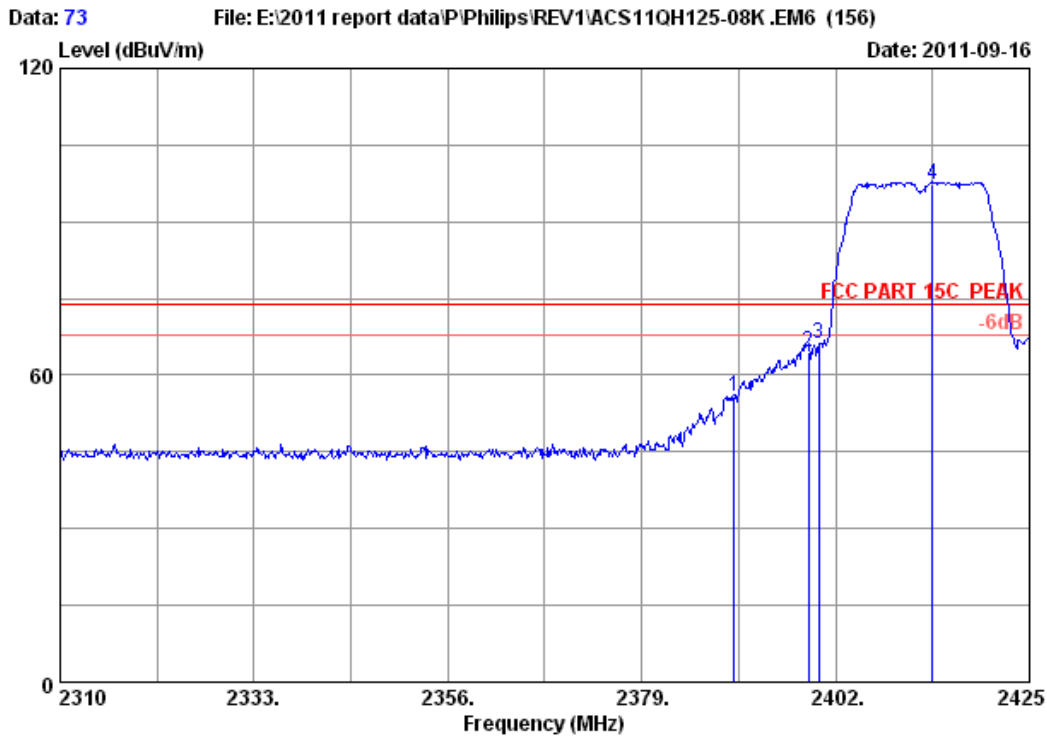


Site no. : 3m Chamber Data no. : 66
 Dis. / Ant. : 3m 2011 3115 4580 Ant. pol. : VERTICAL
 Limit : FCC PART 15C AV
 Env. / Ins. : 23°C/54% Engineer : Leo-Li
 EUT : GoGear Connect,WiFi MP3 Player
 Power : DC 5V From PC Input AC 120V/60Hz
 Test mode : IEEE802.11b CH11 2462MHz Tx
 M/N : SA3CNT08K/37
 :

	Ant. Freq. (MHz)	Ant. Factor (dB/m)	Cable loss (dB)	Amp. Factor (dB)	Reading (dBuV)	Emission Level (dBuV/m)	Limits (dBuV/m)	Margin (dB)	Remark
1	2461.220	28.05	6.84	34.44	93.46	93.91	54.00	-39.91	Average
2	2483.500	28.08	6.90	34.45	33.52	34.05	54.00	19.95	Average
3	2500.000	28.10	6.90	34.45	33.26	33.81	54.00	20.19	Average

Remarks:

1. Emission Level= Antenna Factor + Cable Loss -Amp Factor + Reading.
2. The emission levels that are 20dB below the official limit are not reported.

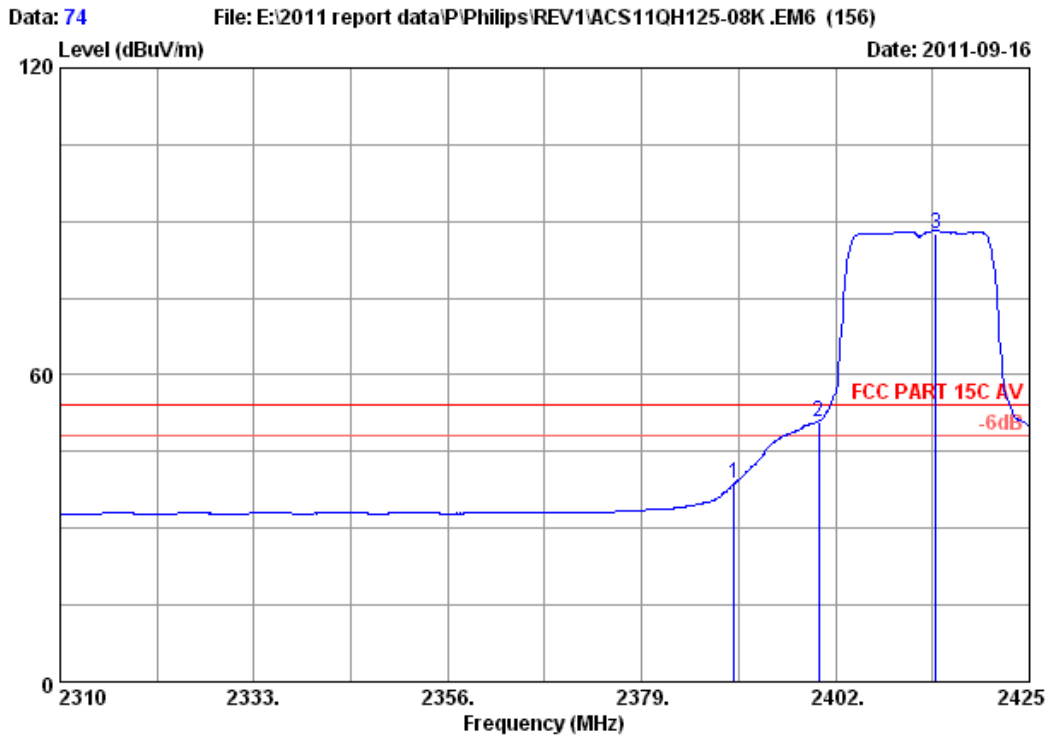


Site no. : 3m Chamber Data no. : 73
 Dis. / Ant. : 3m 2011 3115 4580 Ant. pol. : VERTICAL
 Limit : FCC PART 15C PEAK
 Env. / Ins. : 23*C/54% Engineer : Leo-Li
 EUT : GoGear Connect,WiFi MP3 Player
 Power : DC 5V From PC Input AC 120V/60Hz
 Test mode : IEEE802.11g CH1 2412MHz Tx
 M/N : SA3CNT08K/37
 :

	Ant. Freq. (MHz)	Ant. Factor (dB/m)	Cable loss (dB)	Amp. Factor (dB)	Reading (dBuV)	Emission Level (dBuV/m)	Limits (dBuV/m)	Margin (dB)	Remark
1	2390.000	27.96	6.72	34.44	55.66	55.90	74.00	18.10	Peak
2	2398.780	27.96	6.75	34.44	64.37	64.64	74.00	9.36	Peak
3	2400.000	27.96	6.75	34.44	65.85	66.12	74.00	7.88	Peak
4	2413.500	27.98	6.78	34.44	96.89	97.21	74.00	-23.21	Peak

Remarks:

1. Emission Level= Antenna Factor + Cable Loss -Amp Factor + Reading.
2. The emission levels that are 20dB below the official limit are not reported.

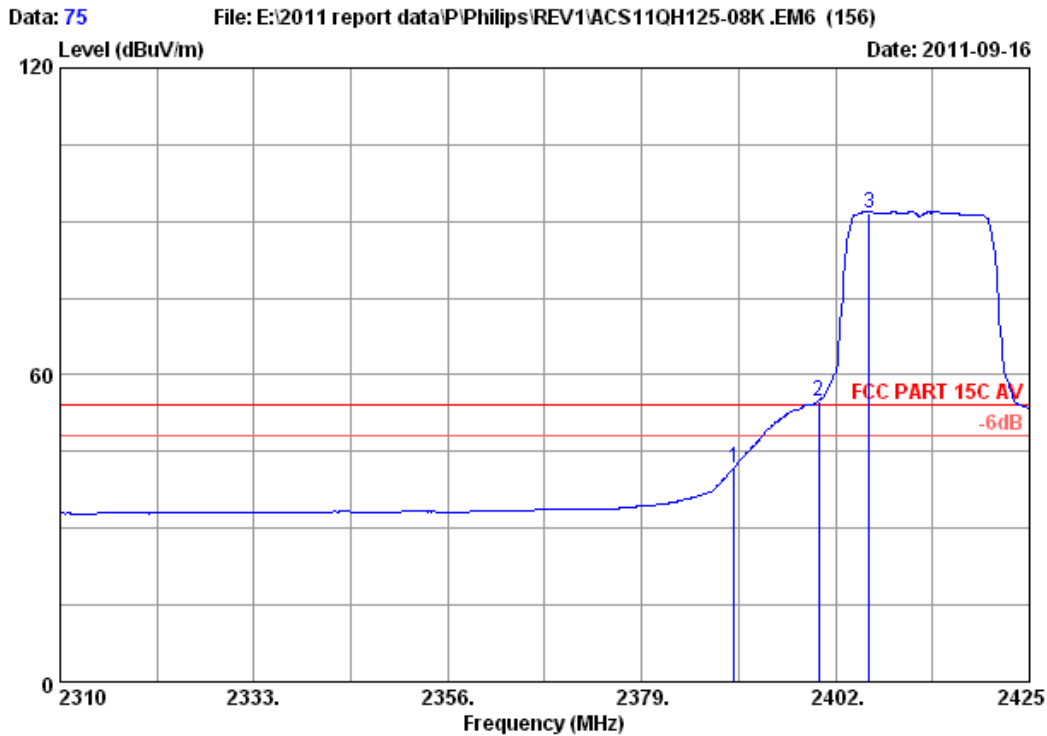


Site no. : 3m Chamber Data no. : 74
 Dis. / Ant. : 3m 2011 3115 4580 Ant. pol. : VERTICAL
 Limit : FCC PART 15C AV
 Env. / Ins. : 23°C/54% Engineer : Leo-Li
 EUT : GoGear Connect,WiFi MP3 Player
 Power : DC 5V From PC Input AC 120V/60Hz
 Test mode : IEEE802.11g CH1 2412MHz Tx
 M/N : SA3CNT08K/37
 :

	Ant. Freq. (MHz)	Ant. Factor (dB/m)	Cable loss (dB)	Amp. Factor (dB)	Reading (dBuV)	Emission Level (dBuV/m)	Limits (dBuV/m)	Margin (dB)	Remark
1	2390.000	27.96	6.72	34.44	38.44	38.68	54.00	15.32	Average
2	2400.000	27.96	6.75	34.44	50.66	50.93	54.00	3.07	Average
3	2413.845	27.98	6.78	34.44	87.28	87.60	54.00	-33.60	Average

Remarks:

1. Emission Level= Antenna Factor + Cable Loss -Amp Factor + Reading.
2. The emission levels that are 20dB below the official limit are not reported.

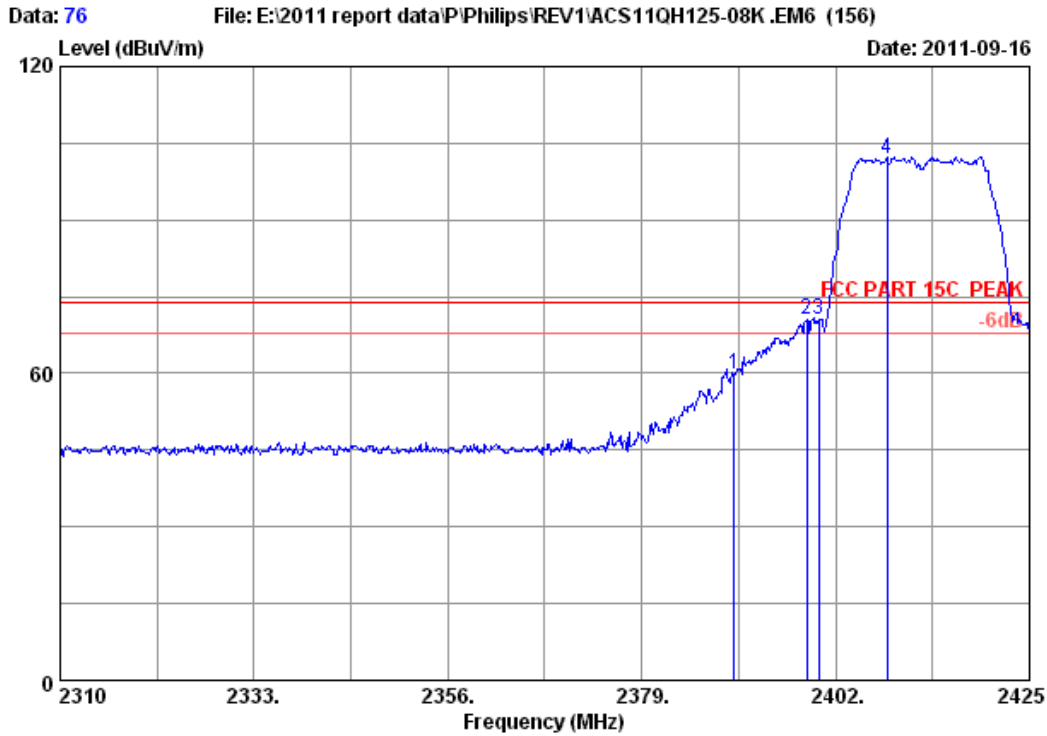


Site no. : 3m Chamber Data no. : 75
 Dis. / Ant. : 3m 2011 3115 4580 Ant. pol. : HORIZONTAL
 Limit : FCC PART 15C AV
 Env. / Ins. : 23°C/54% Engineer : Leo-Li
 EUT : GoGear Connect,WiFi MP3 Player
 Power : DC 5V From PC Input AC 120V/60Hz
 Test mode : IEEE802.11g CH1 2412MHz Tx
 M/N : SA3CNT08K/37
 :

	Ant. Freq. (MHz)	Ant. Factor (dB/m)	Cable loss (dB)	Amp. Factor (dB)	Reading (dBuV)	Emission Level (dBuV/m)	Limits (dBuV/m)	Margin (dB)	Remark
1	2390.000	27.96	6.72	34.44	41.52	41.76	54.00	12.24	Average
2	2400.000	27.96	6.75	34.44	54.66	54.93	54.00	-0.93	Average
3	2406.025	27.98	6.75	34.44	91.43	91.72	54.00	-37.72	Average

Remarks:

1. Emission Level= Antenna Factor + Cable Loss -Amp Factor + Reading.
2. The emission levels that are 20dB below the official limit are not reported.

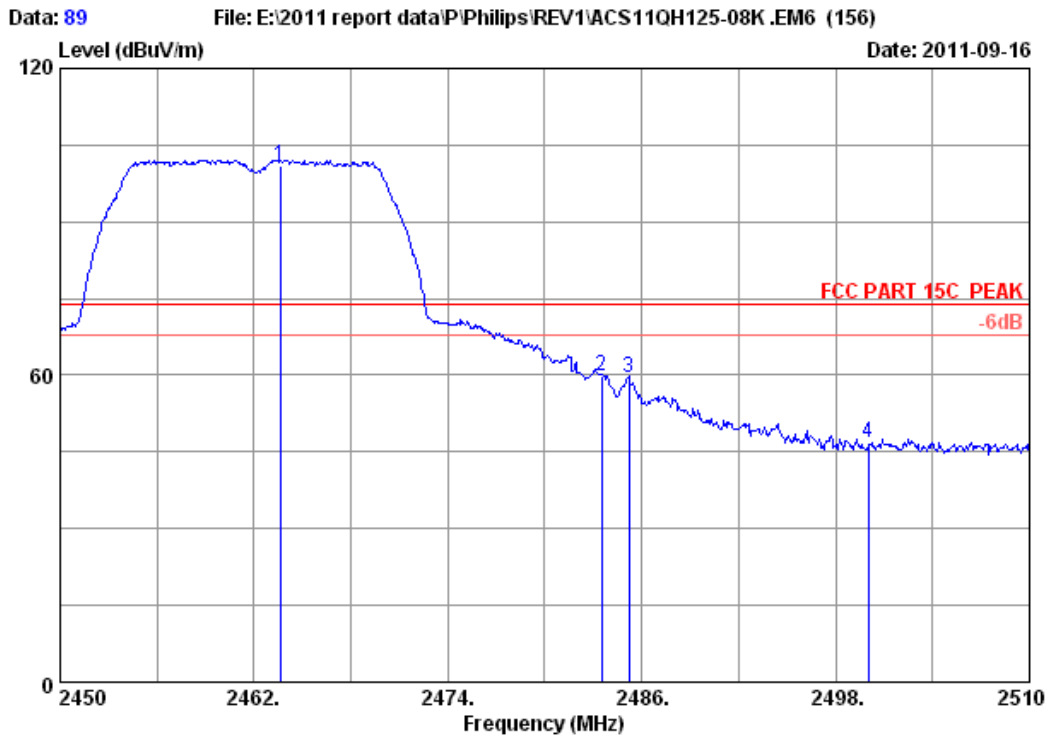


Site no. : 3m Chamber Data no. : 76
 Dis. / Ant. : 3m 2011 3115 4580 Ant. pol. : HORIZONTAL
 Limit : FCC PART 15C PEAK
 Env. / Ins. : 23°C/54% Engineer : Leo-Li
 EUT : GoGear Connect,WiFi MP3 Player
 Power : DC 5V From PC Input AC 120V/60Hz
 Test mode : IEEE802.11g CH1 2412MHz Tx
 M/N : SA3CNT08K/37
 :

	Ant. Freq. (MHz)	Ant. Factor (dB/m)	Cable loss (dB)	Amp. Factor (dB)	Reading (dBUV)	Emission Level (dBUV/m)	Limits (dBUV/m)	Margin (dB)	Remark
1	2390.000	27.96	6.72	34.44	59.55	59.79	74.00	14.21	Peak
2	2398.550	27.96	6.75	34.44	70.31	70.58	74.00	3.42	Peak
3	2400.000	27.96	6.75	34.44	70.24	70.51	74.00	3.49	Peak
4	2408.095	27.98	6.75	34.44	101.58	101.87	74.00	-27.87	Peak

Remarks:

1. Emission Level= Antenna Factor + Cable Loss -Amp Factor + Reading.
2. The emission levels that are 20dB below the official limit are not reported.

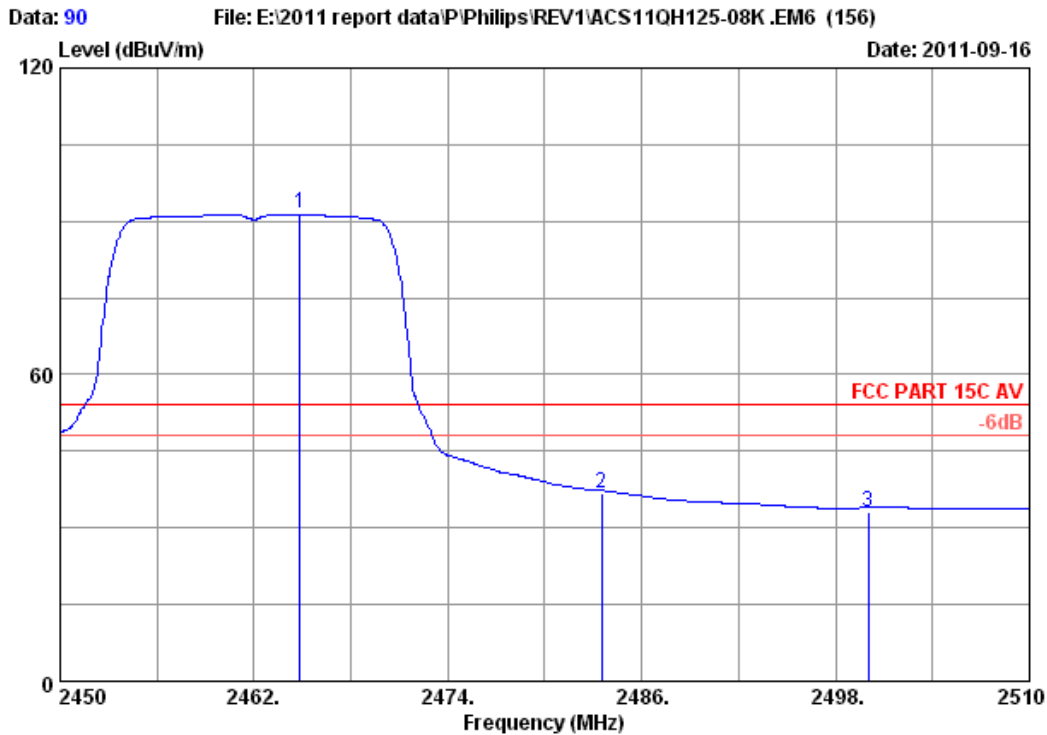


Site no. : 3m Chamber Data no. : 89
 Dis. / Ant. : 3m 2011 3115 4580 Ant. pol. : HORIZONTAL
 Limit : FCC PART 15C PEAK
 Env. / Ins. : 23*C/54% Engineer : Leo-Li
 EUT : GoGear Connect,WiFi MP3 Player
 Power : DC 5V From PC Input AC 120V/60Hz
 Test mode : IEEE802.11g CH11 2462MHz Tx
 M/N : SA3CNT08K/37
 :

	Ant. Freq. (MHz)	Ant. Factor (dB/m)	Cable loss (dB)	Amp. Factor (dB)	Reading (dBuV)	Emission Level (dBuV/m)	Limits (dBuV/m)	Margin (dB)	Remark
1	2463.620	28.05	6.84	34.45	100.46	100.90	74.00	-26.90	Peak
2	2483.500	28.08	6.90	34.45	59.34	59.87	74.00	14.13	Peak
3	2485.220	28.08	6.90	34.45	58.86	59.39	74.00	14.61	Peak
4	2500.000	28.10	6.90	34.45	46.35	46.90	74.00	27.10	Peak

Remarks:

1. Emission Level= Antenna Factor + Cable Loss -Amp Factor + Reading.
2. The emission levels that are 20dB below the official limit are not reported.

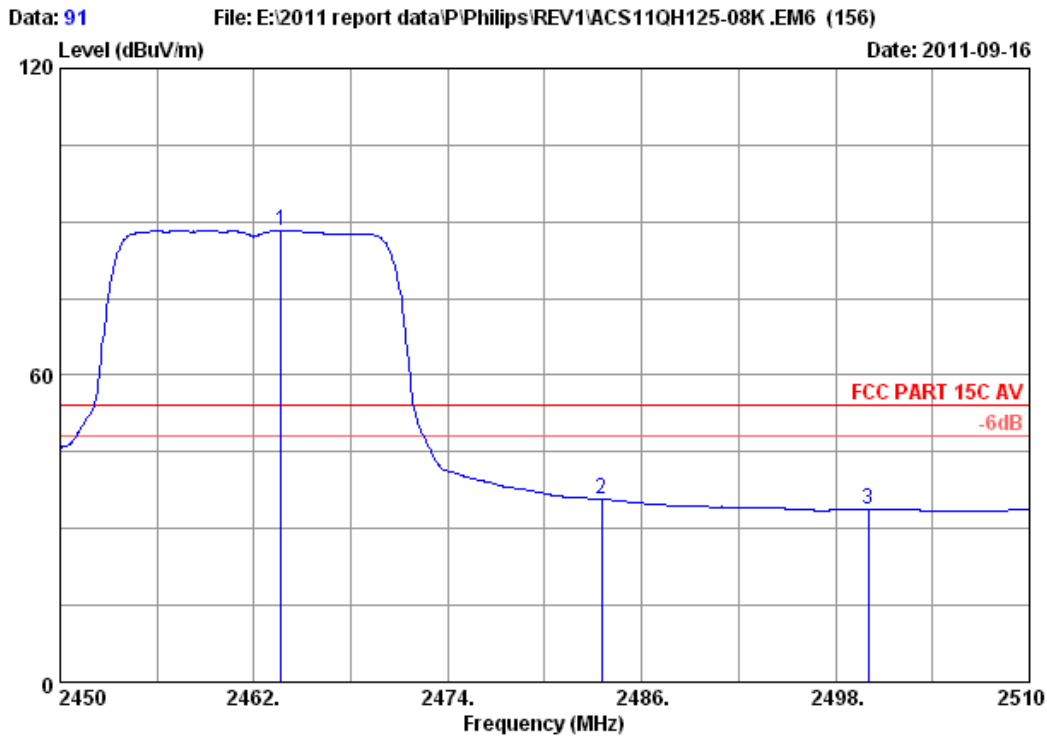


Site no. : 3m Chamber Data no. : 90
 Dis. / Ant. : 3m 2011 3115 4580 Ant. pol. : HORIZONTAL
 Limit : FCC PART 15C AV
 Env. / Ins. : 23°C/54% Engineer : Leo-Li
 EUT : GoGear Connect,WiFi MP3 Player
 Power : DC 5V From PC Input AC 120V/60Hz
 Test mode : IEEE802.11g CH11 2462MHz Tx
 M/N : SA3CNT08K/37
 :

	Freq. (MHz)	Ant. Factor (dB/m)	Cable loss (dB)	Amp. Factor (dB)	Reading (dBuV)	Emission Level (dBuV/m)	Limits (dBuV/m)	Margin (dB)	Remark
1	2464.820	28.05	6.84	34.45	91.24	91.68	54.00	-37.68	Average
2	2483.500	28.08	6.90	34.45	36.34	36.87	54.00	17.13	Average
3	2500.000	28.10	6.90	34.45	32.67	33.22	54.00	20.78	Average

Remarks:

1. Emission Level= Antenna Factor + Cable Loss -Amp Factor + Reading.
2. The emission levels that are 20dB below the official limit are not reported.

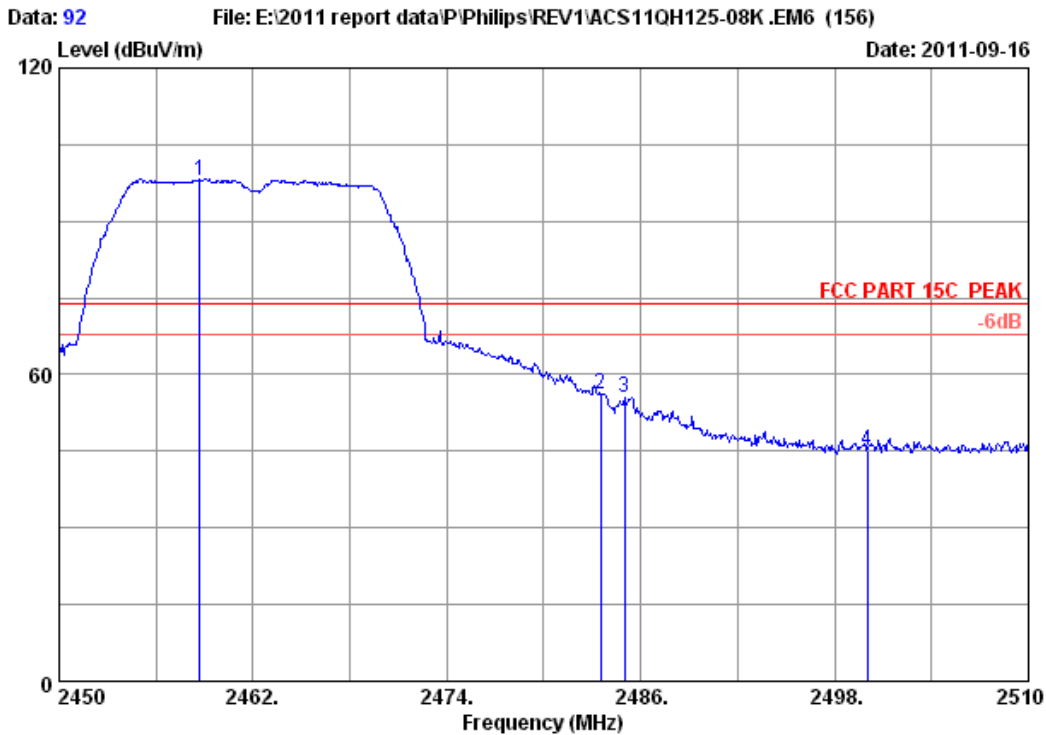


Site no. : 3m Chamber Data no. : 91
 Dis. / Ant. : 3m 2011 3115 4580 Ant. pol. : VERTICAL
 Limit : FCC PART 15C AV
 Env. / Ins. : 23*C/54% Engineer : Leo-Li
 EUT : GoGear Connect,WiFi MP3 Player
 Power : DC 5V From PC Input AC 120V/60Hz
 Test mode : IEEE802.11g CH11 2462MHz Tx
 M/N : SA3CNT08K/37
 :

	Ant. Freq. (MHz)	Ant. Factor (dB/m)	Cable loss (dB)	Amp. Factor (dB)	Reading (dBuV)	Emission Level (dBuV/m)	Limits (dBuV/m)	Margin (dB)	Remark
1	2463.680	28.05	6.84	34.45	87.65	88.09	54.00	-34.09	Average
2	2483.500	28.08	6.90	34.45	35.23	35.76	54.00	18.24	Average
3	2500.000	28.10	6.90	34.45	33.25	33.80	54.00	20.20	Average

Remarks:

1. Emission Level= Antenna Factor + Cable Loss -Amp Factor + Reading.
2. The emission levels that are 20dB below the official limit are not reported.

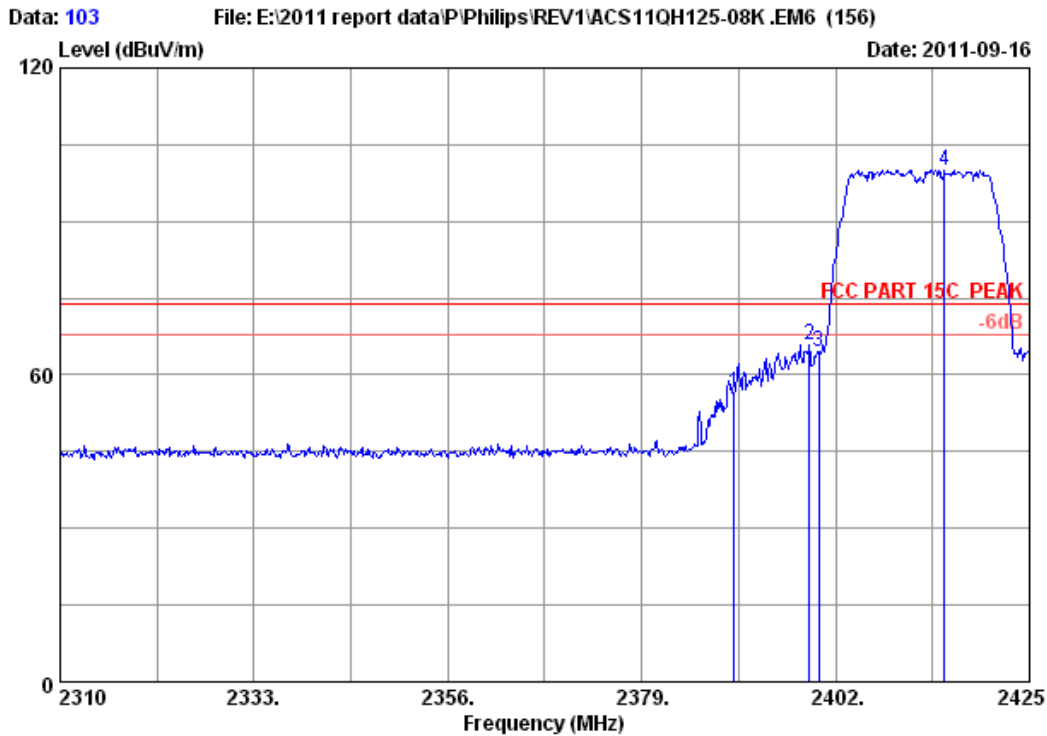


Site no. : 3m Chamber Data no. : 92
 Dis. / Ant. : 3m 2011 3115 4580 Ant. pol. : VERTICAL
 Limit : FCC PART 15C PEAK
 Env. / Ins. : 23°C/54% Engineer : Leo-Li
 EUT : GoGear Connect,WiFi MP3 Player
 Power : DC 5V From PC Input AC 120V/60Hz
 Test mode : IEEE802.11g CH11 2462MHz Tx
 M/N : SA3CNT08K/37
 :

	Ant.	Cable	Amp.	Emission					
Freq.	Factor	loss	Factor	Reading	Level	Limits	Margin	Remark	
(MHz)	(dB/m)	(dB)	(dB)	(dBuV)	(dBuV/m)	(dBuV/m)	(dB)		
1	2458.700	28.05	6.84	34.44	97.54	97.99	74.00	-23.99	Peak
2	2483.500	28.08	6.90	34.45	55.46	55.99	74.00	18.01	Peak
3	2484.980	28.08	6.90	34.45	54.83	55.36	74.00	18.64	Peak
4	2500.000	28.10	6.90	34.45	44.68	45.23	74.00	28.77	Peak

Remarks:

1. Emission Level= Antenna Factor + Cable Loss -Amp Factor + Reading.
2. The emission levels that are 20dB below the official limit are not reported.

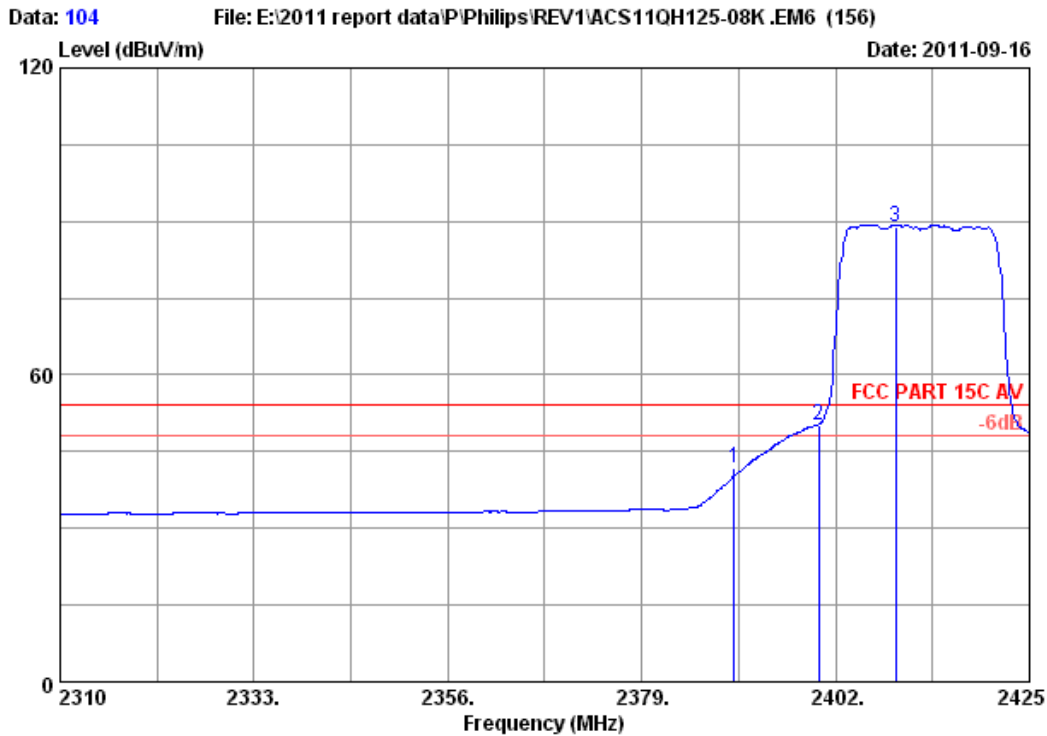


Site no. : 3m Chamber Data no. : 103
 Dis. / Ant. : 3m 2011 3115 4580 Ant. pol. : HORIZONTAL
 Limit : FCC PART 15C PEAK
 Env. / Ins. : 23°C/54% Engineer : Leo-Li
 EUT : GoGear Connect,WiFi MP3 Player
 Power : DC 5V From PC Input AC 120V/60Hz
 Test mode : IEEE802.11nHT20 CH1 2412MHz Tx
 M/N : SA3CNT08K/37
 :

	Ant. Freq. (MHz)	Ant. Factor (dB/m)	Cable loss (dB)	Amp. Factor (dB)	Emission Reading (dBuV)	Emission Level (dBuV/m)	Limits (dBuV/m)	Margin (dB)	Remark
1	2390.000	27.96	6.72	34.44	56.32	56.56	74.00	17.44	Peak
2	2398.895	27.96	6.75	34.44	65.54	65.81	74.00	8.19	Peak
3	2400.000	27.96	6.75	34.44	64.21	64.48	74.00	9.52	Peak
4	2414.880	27.98	6.78	34.44	99.64	99.96	74.00	-25.96	Peak

Remarks:

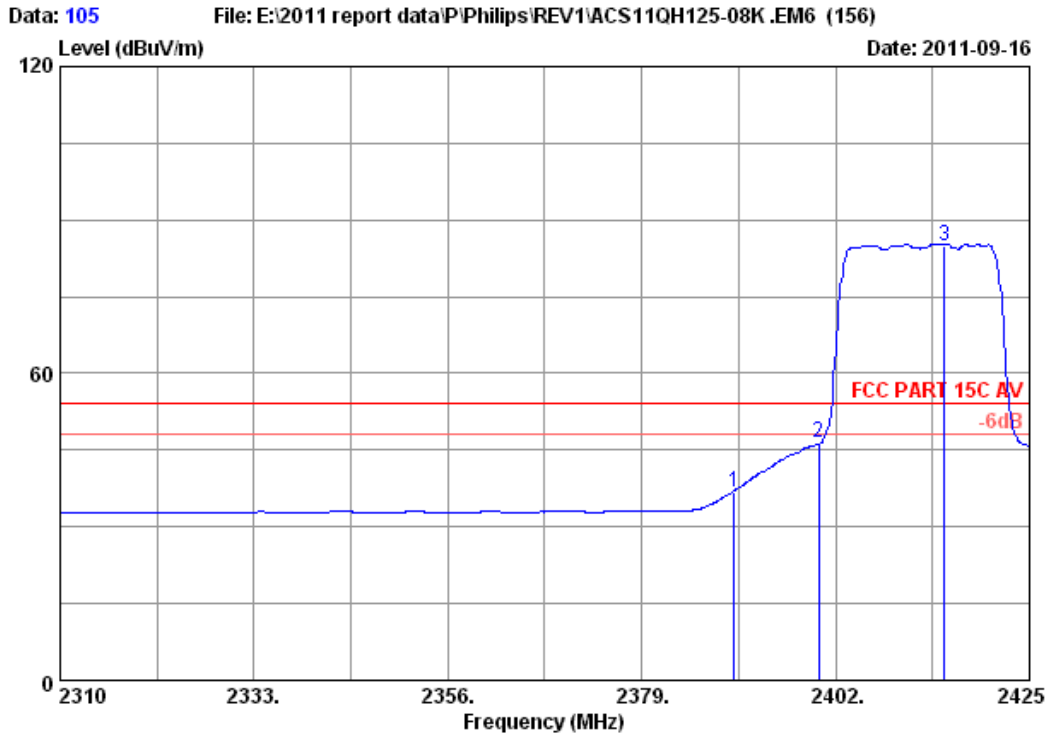
1. Emission Level= Antenna Factor + Cable Loss -Amp Factor + Reading.
2. The emission levels that are 20dB below the official limit are not reported.



Site no. : 3m Chamber Data no. : 104
 Dis. / Ant. : 3m 2011 3115 4580 Ant. pol. : HORIZONTAL
 Limit : FCC PART 15C AV
 Env. / Ins. : 23°C/54% Engineer : Leo-Li
 EUT : GoGear Connect,WiFi MP3 Player
 Power : DC 5V From PC Input AC 120V/60Hz
 Test mode : IEEE802.11nHT20 CH1 2412MHz Tx
 M/N : SA3CNT08K/37
 :

	Ant. Freq. (MHz)	Ant. Factor (dB/m)	Cable loss (dB)	Amp. Factor (dB)	Reading (dBuV)	Emission Level (dBuV/m)	Limits (dBuV/m)	Margin (dB)	Remark
1	2390.000	27.96	6.72	34.44	41.49	41.73	54.00	12.27	Average
2	2400.000	27.96	6.75	34.44	50.02	50.29	54.00	3.71	Average
3	2409.130	27.98	6.75	34.44	88.65	88.94	54.00	-34.94	Average

- Remarks:
1. Emission Level= Antenna Factor + Cable Loss -Amp Factor + Reading.
 2. The emission levels that are 20dB below the official limit are not reported.

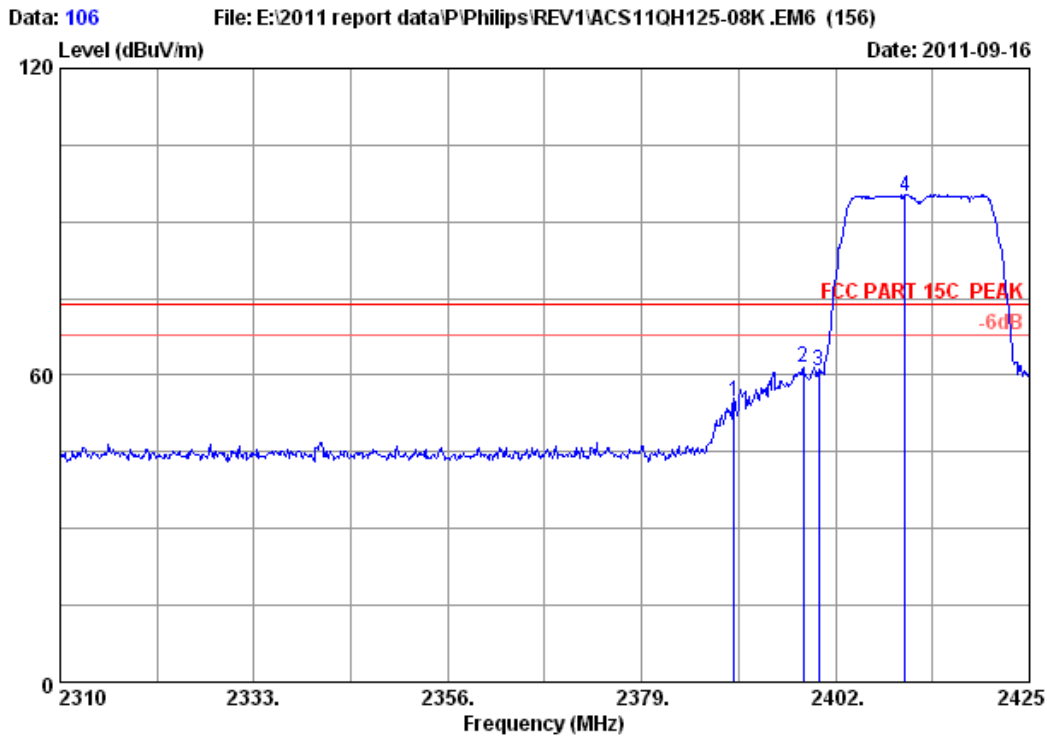


Site no. : 3m Chamber Data no. : 105
 Dis. / Ant. : 3m 2011 3115 4580 Ant. pol. : VERTICAL
 Limit : FCC PART 15C AV
 Env. / Ins. : 23°C/54% Engineer : Leo-Li
 EUT : GoGear Connect,WiFi MP3 Player
 Power : DC 5V From PC Input AC 120V/60Hz
 Test mode : IEEE802.11nHT20 CH1 2412MHz Tx
 M/N : SA3CNT08K/37
 :

	Ant. Freq. (MHz)	Ant. Factor (dB/m)	Cable loss (dB)	Amp. Factor (dB)	Reading (dBuV)	Emission Level (dBuV/m)	Limits (dBuV/m)	Margin (dB)	Remark
1	2390.000	27.96	6.72	34.44	36.45	36.69	54.00	17.31	Average
2	2400.000	27.96	6.75	34.44	46.29	46.56	54.00	7.44	Average
3	2414.880	27.98	6.78	34.44	84.53	84.85	54.00	-30.85	Average

Remarks:

1. Emission Level= Antenna Factor + Cable Loss -Amp Factor + Reading.
2. The emission levels that are 20dB below the official limit are not reported.

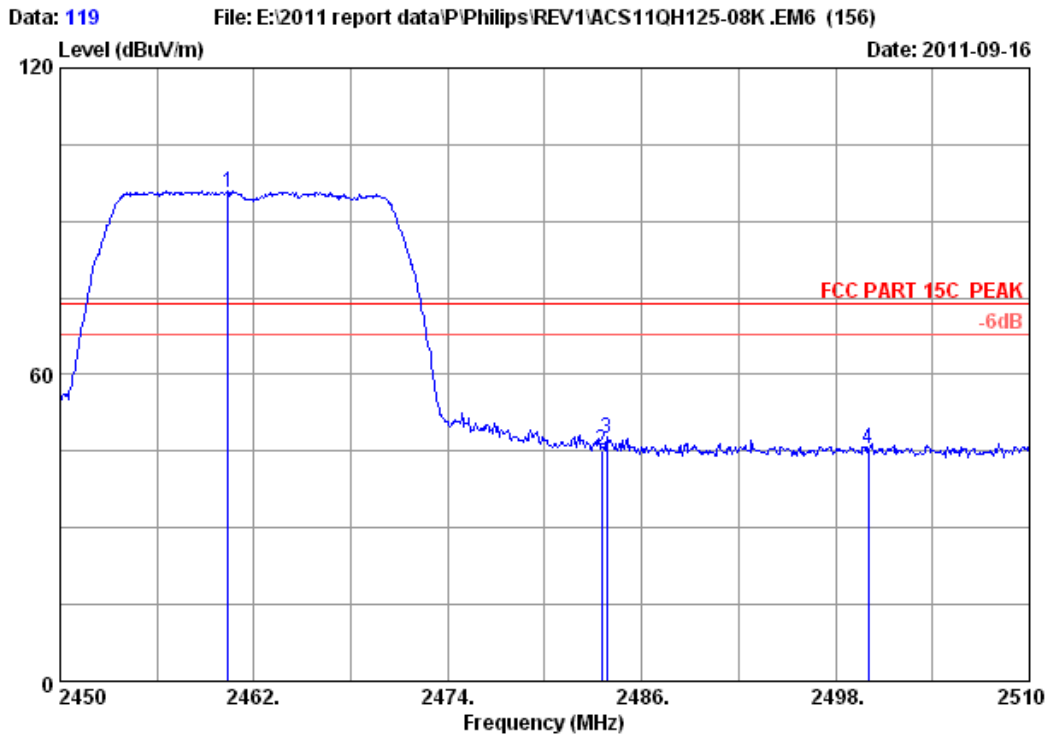


Site no. : 3m Chamber Data no. : 106
 Dis. / Ant. : 3m 2011 3115 4580 Ant. pol. : VERTICAL
 Limit : FCC PART 15C PEAK
 Env. / Ins. : 23°C/54% Engineer : Leo-Li
 EUT : GoGear Connect,WiFi MP3 Player
 Power : DC 5V From PC Input AC 120V/60Hz
 Test mode : IEEE802.11nHT20 CH1 2412MHz Tx
 M/N : SA3CNT08K/37
 :

	Ant. Freq. (MHz)	Ant. Factor (dB/m)	Cable loss (dB)	Amp. Factor (dB)	Reading (dBuV)	Emission Level (dBuV/m)	Limits (dBuV/m)	Margin (dB)	Remark
1	2390.000	27.96	6.72	34.44	54.64	54.88	74.00	19.12	Peak
2	2398.205	27.96	6.75	34.44	61.21	61.48	74.00	12.52	Peak
3	2400.000	27.96	6.75	34.44	60.52	60.79	74.00	13.21	Peak
4	2410.280	27.98	6.75	34.44	94.58	94.87	74.00	-20.87	Peak

Remarks:

1. Emission Level= Antenna Factor + Cable Loss -Amp Factor + Reading.
2. The emission levels that are 20dB below the official limit are not reported.

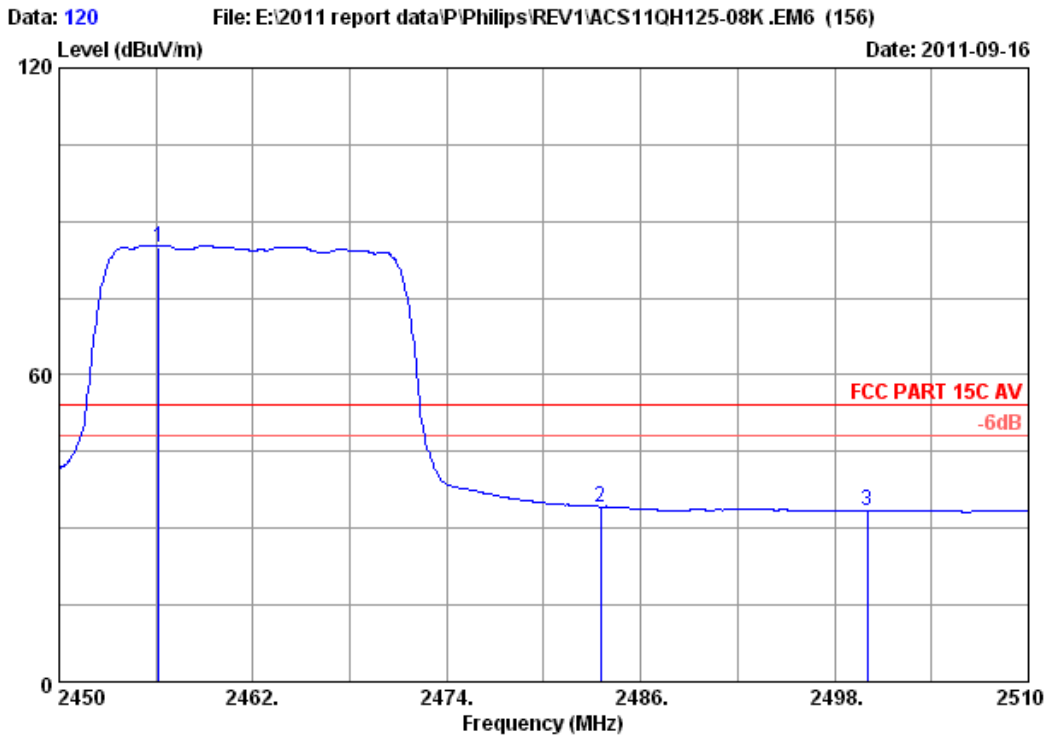


Site no. : 3m Chamber Data no. : 119
 Dis. / Ant. : 3m 2011 3115 4580 Ant. pol. : VERTICAL
 Limit : FCC PART 15C PEAK
 Env. / Ins. : 23°C/54% Engineer : Leo-Li
 EUT : GoGear Connect, WiFi MP3 Player
 Power : DC 5V From PC Input AC 120V/60Hz
 Test mode : IEEE802.11nHT20 CH11 2462MHz Tx
 M/N : SA3CNT08K/37
 :

	Ant. Freq. (MHz)	Ant. Factor (dB/m)	Cable loss (dB)	Amp. Factor (dB)	Reading (dBuV)	Emission Level (dBuV/m)	Limits (dBuV/m)	Margin (dB)	Remark
1	2460.380	28.05	6.84	34.44	95.03	95.48	74.00	-21.48	Peak
2	2483.500	28.08	6.90	34.45	44.62	45.15	74.00	28.85	Peak
3	2483.840	28.08	6.90	34.45	47.05	47.58	74.00	26.42	Peak
4	2500.000	28.10	6.90	34.45	45.02	45.57	74.00	28.43	Peak

Remarks:

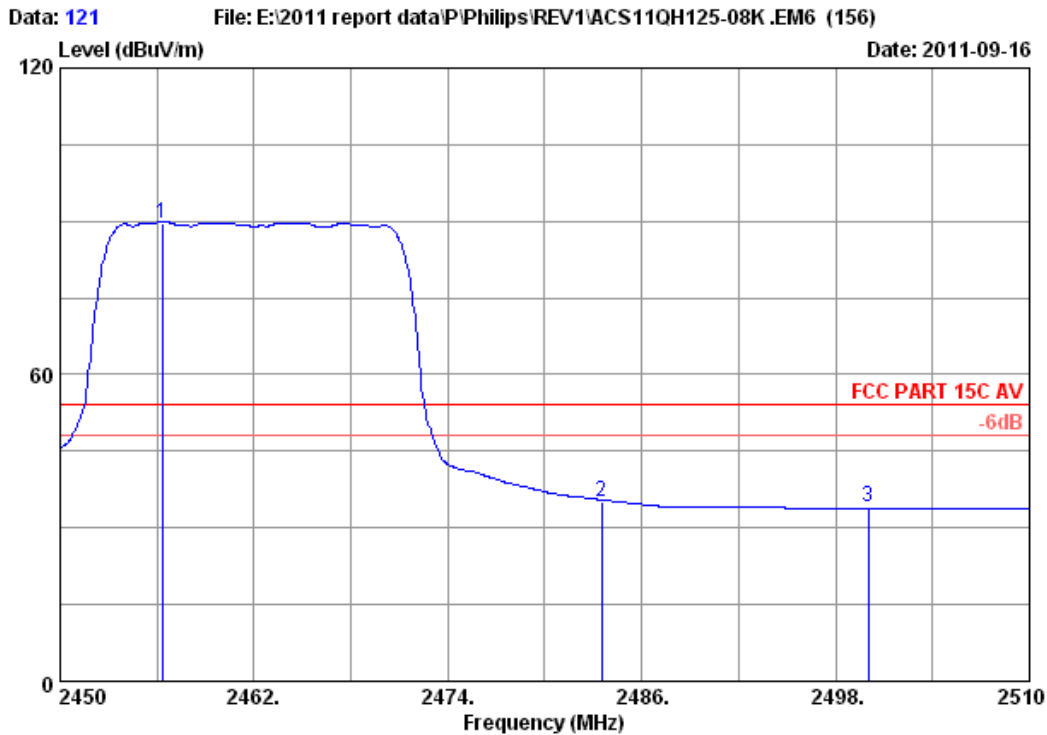
1. Emission Level= Antenna Factor + Cable Loss -Amp Factor + Reading.
2. The emission levels that are 20dB below the official limit are not reported.



Site no. : 3m Chamber Data no. : 120
 Dis. / Ant. : 3m 2011 3115 4580 Ant. pol. : VERTICAL
 Limit : FCC PART 15C AV
 Env. / Ins. : 23°C/54% Engineer : Leo-Li
 EUT : GoGear Connect,WiFi MP3 Player
 Power : DC 5V From PC Input AC 120V/60Hz
 Test mode : IEEE802.11nHT20 CH11 2462MHz Tx
 M/N : SA3CNT08K/37
 :

	Ant. Freq. (MHz)	Ant. Factor (dB/m)	Cable loss (dB)	Amp. Factor (dB)	Reading (dBuV)	Emission Level (dBuV/m)	Limits (dBuV/m)	Margin (dB)	Remark
1	2456.180	28.05	6.84	34.44	84.56	85.01	54.00	-31.01	Average
2	2483.500	28.08	6.90	34.45	33.45	33.98	54.00	20.02	Average
3	2500.000	28.10	6.90	34.45	33.02	33.57	54.00	20.43	Average

- Remarks:
1. Emission Level= Antenna Factor + Cable Loss -Amp Factor + Reading.
 2. The emission levels that are 20dB below the official limit are not reported.

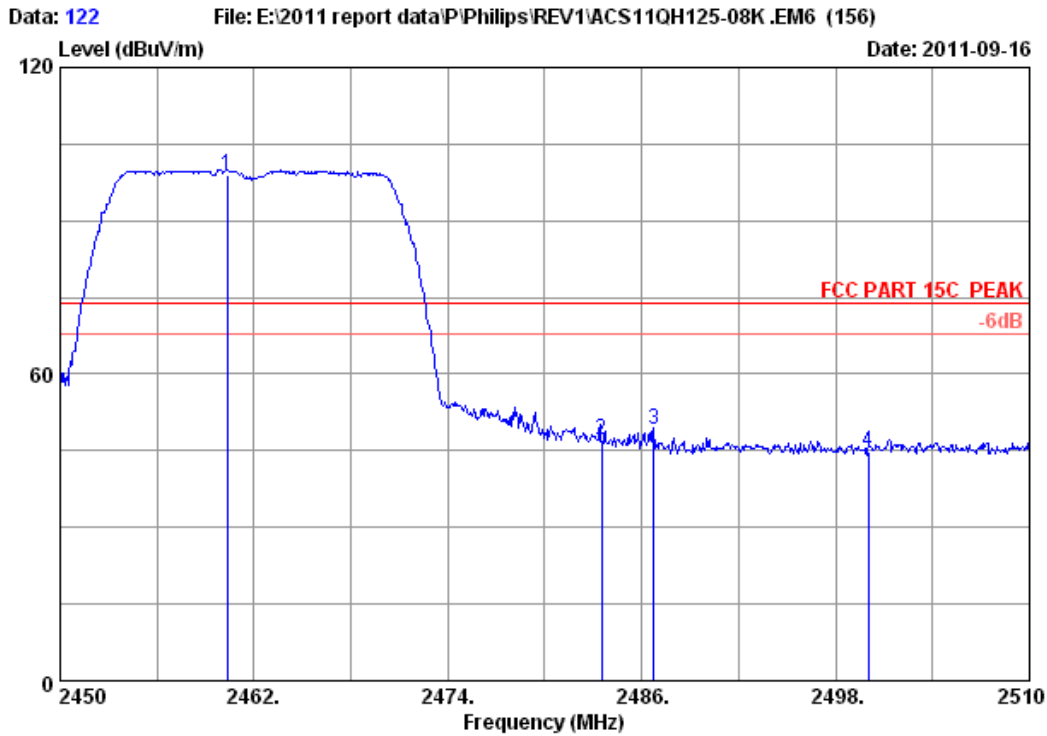


Site no. : 3m Chamber Data no. : 121
 Dis. / Ant. : 3m 2011 3115 4580 Ant. pol. : HORIZONTAL
 Limit : FCC PART 15C AV
 Env. / Ins. : 23°C/54% Engineer : Leo-Li
 EUT : GoGear Connect,WiFi MP3 Player
 Power : DC 5V From PC Input AC 120V/60Hz
 Test mode : IEEE802.11nHT20 CH11 2462MHz Tx
 M/N : SA3CNT08K/37
 :

	Ant. Freq. (MHz)	Ant. Factor (dB/m)	Cable loss (dB)	Amp. Factor (dB)	Emission Reading (dBuV)	Emission Level (dBuV/m)	Limits (dBuV/m)	Margin (dB)	Remark
1	2456.300	28.05	6.84	34.44	89.23	89.68	54.00	-35.68	Average
2	2483.500	28.08	6.90	34.45	34.58	35.11	54.00	18.89	Average
3	2500.000	28.10	6.90	34.45	33.68	34.23	54.00	19.77	Average

Remarks:

1. Emission Level= Antenna Factor + Cable Loss -Amp Factor + Reading.
2. The emission levels that are 20dB below the official limit are not reported.

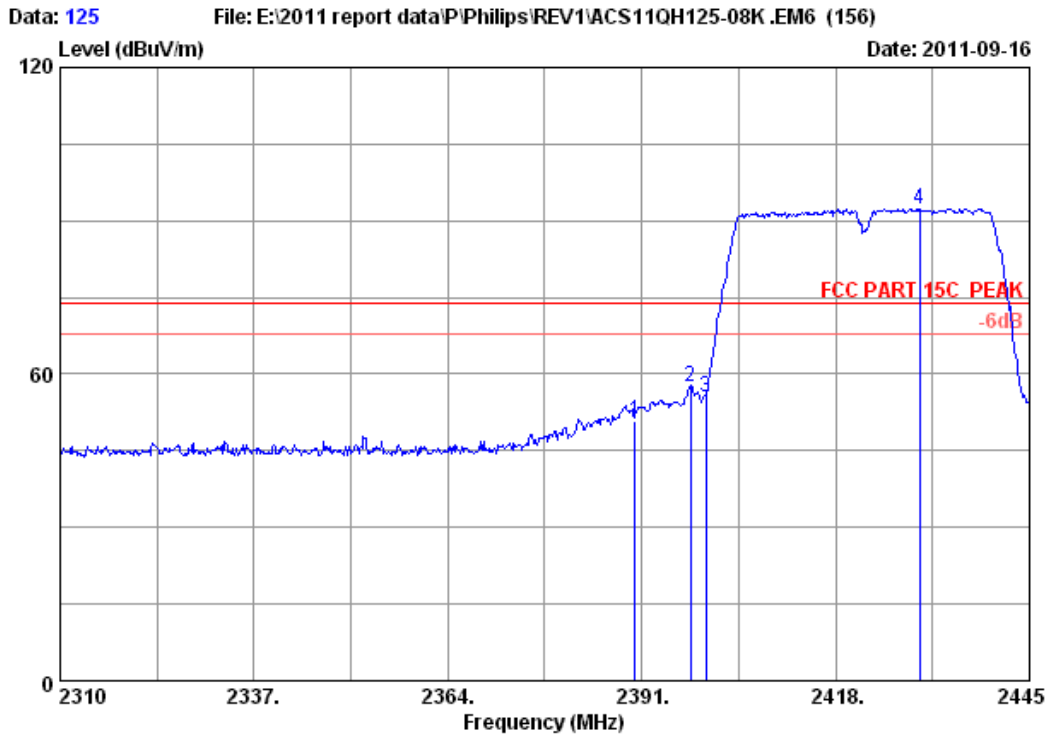


Site no. : 3m Chamber Data no. : 122
 Dis. / Ant. : 3m 2011 3115 4580 Ant. pol. : HORIZONTAL
 Limit : FCC PART 15C PEAK
 Env. / Ins. : 23°C/54% Engineer : Leo-Li
 EUT : GoGear Connect,WiFi MP3 Player
 Power : DC 5V From PC Input AC 120V/60Hz
 Test mode : IEEE802.11nHT20 CH11 2462MHz Tx
 M/N : SA3CNT08K/37
 :

	Ant.	Cable	Amp.	Emission					
Freq.	Factor	loss	Factor	Reading	Level	Limits	Margin	Remark	
(MHz)	(dB/m)	(dB)	(dB)	(dBuV)	(dBuV/m)	(dBuV/m)	(dB)		
1	2460.320	28.05	6.84	34.44	98.65	99.10	74.00	-25.10	Peak
2	2483.500	28.08	6.90	34.45	46.53	47.06	74.00	26.94	Peak
3	2486.720	28.08	6.90	34.45	48.65	49.18	74.00	24.82	Peak
4	2500.000	28.10	6.90	34.45	44.25	44.80	74.00	29.20	Peak

Remarks:

1. Emission Level= Antenna Factor + Cable Loss -Amp Factor + Reading.
2. The emission levels that are 20dB below the official limit are not reported.

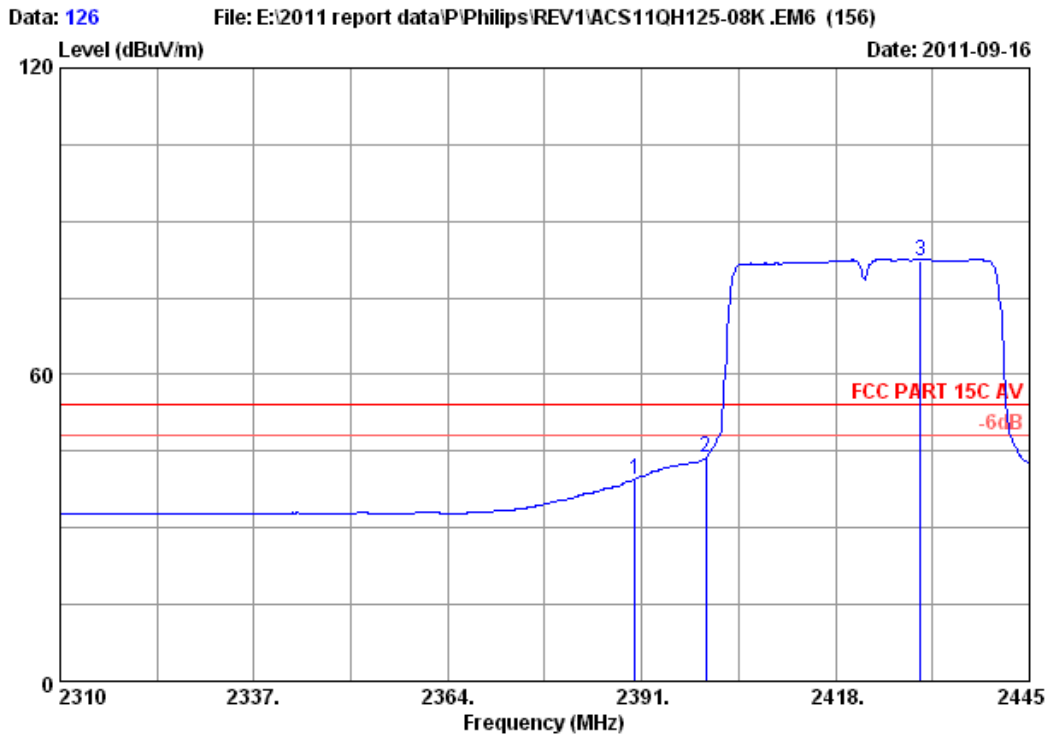


Site no. : 3m Chamber Data no. : 125
 Dis. / Ant. : 3m 2011 3115 4580 Ant. pol. : VERTICAL
 Limit : FCC PART 15C PEAK
 Env. / Ins. : 23*C/54% Engineer : Leo-Li
 EUT : GoGear Connect,WiFi MP3 Player
 Power : DC 5V From PC Input AC 120V/60Hz
 Test mode : IEEE802.11nHT40 CH1 2422MHz Tx
 M/N : SA3CNT08K/37
 :

	Ant.	Cable	Amp.	Emission					
Freq.	Factor	loss	Factor	Reading	Level	Limits	Margin	Remark	
(MHz)	(dB/m)	(dB)	(dB)	(dBuV)	(dBuV/m)	(dBuV/m)	(dB)		
1	2390.000	27.96	6.72	34.44	50.68	50.92	74.00	23.08	Peak
2	2397.750	27.96	6.75	34.44	57.37	57.64	74.00	16.36	Peak
3	2400.000	27.96	6.75	34.44	55.38	55.65	74.00	18.35	Peak
4	2429.745	28.00	6.81	34.44	91.98	92.35	74.00	-18.35	Peak

Remarks:

1. Emission Level= Antenna Factor + Cable Loss -Amp Factor + Reading.
2. The emission levels that are 20dB below the official limit are not reported.

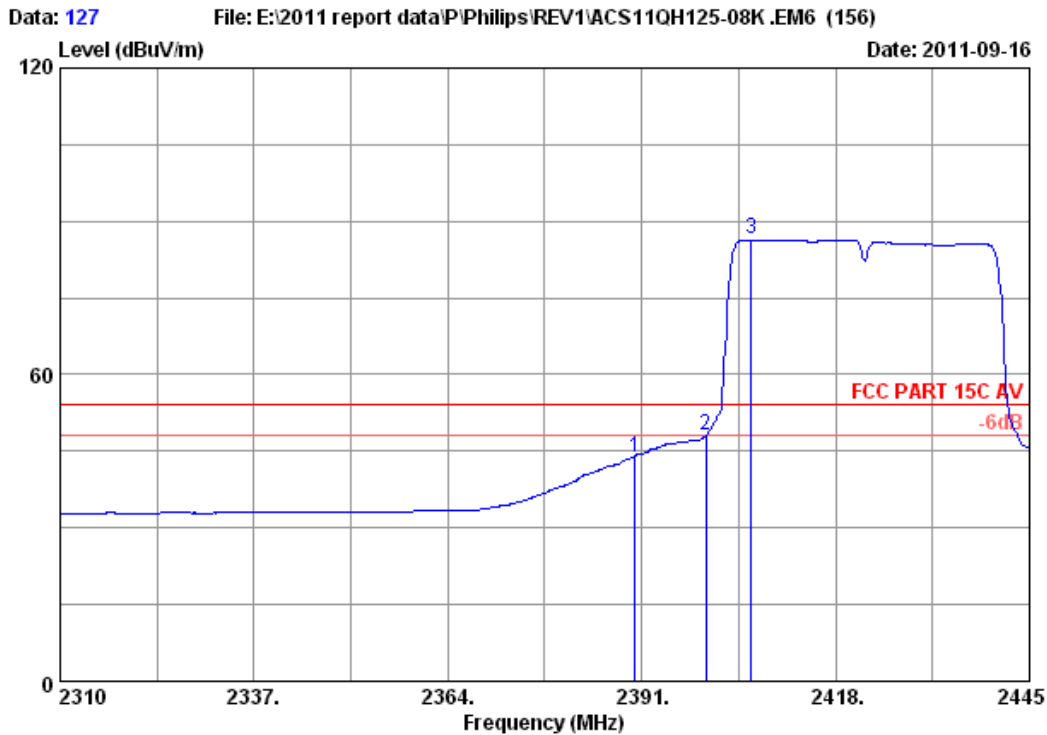


Site no. : 3m Chamber Data no. : 126
 Dis. / Ant. : 3m 2011 3115 4580 Ant. pol. : VERTICAL
 Limit : FCC PART 15C AV
 Env. / Ins. : 23°C/54% Engineer : Leo-Li
 EUT : GoGear Connect,WiFi MP3 Player
 Power : DC 5V From PC Input AC 120V/60Hz
 Test mode : IEEE802.11nHT40 CH1 2422MHz Tx
 M/N : SA3CNT08K/37
 :

	Ant. Freq. (MHz)	Ant. Factor (dB/m)	Cable loss (dB)	Amp. Factor (dB)	Reading (dBuV)	Emission Level (dBuV/m)	Limits (dBuV/m)	Margin (dB)	Remark
1	2390.000	27.96	6.72	34.44	39.29	39.53	54.00	14.47	Average
2	2400.000	27.96	6.75	34.44	43.49	43.76	54.00	10.24	Average
3	2429.880	28.00	6.81	34.44	82.02	82.39	54.00	-28.39	Average

Remarks:

1. Emission Level= Antenna Factor + Cable Loss -Amp Factor + Reading.
2. The emission levels that are 20dB below the official limit are not reported.

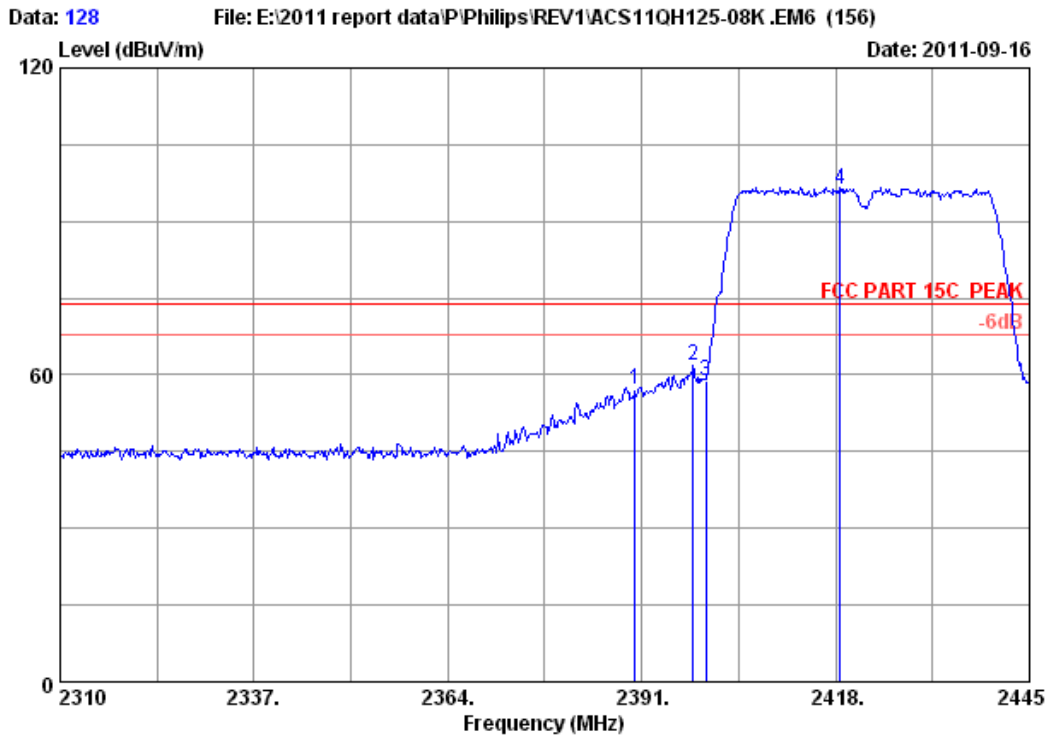


Site no. : 3m Chamber Data no. : 127
 Dis. / Ant. : 3m 2011 3115 4580 Ant. pol. : HORIZONTAL
 Limit : FCC PART 15C AV
 Env. / Ins. : 23°C/54% Engineer : Leo-Li
 EUT : GoGear Connect,WiFi MP3 Player
 Power : DC 5V From PC Input AC 120V/60Hz
 Test mode : IEEE802.11nHT40 CH1 2422MHz Tx
 M/N : SA3CNT08K/37
 :

	Ant. Freq. (MHz)	Ant. Factor (dB/m)	Cable loss (dB)	Amp. Factor (dB)	Emission Reading (dBuV)	Emission Level (dBuV/m)	Limits (dBuV/m)	Margin (dB)	Remark
1	2390.000	27.96	6.72	34.44	43.57	43.81	54.00	10.19	Average
2	2400.000	27.96	6.75	34.44	47.85	48.12	54.00	5.88	Average
3	2406.255	27.98	6.75	34.44	86.35	86.64	54.00	-32.64	Average

Remarks:

1. Emission Level= Antenna Factor + Cable Loss -Amp Factor + Reading.
2. The emission levels that are 20dB below the official limit are not reported.

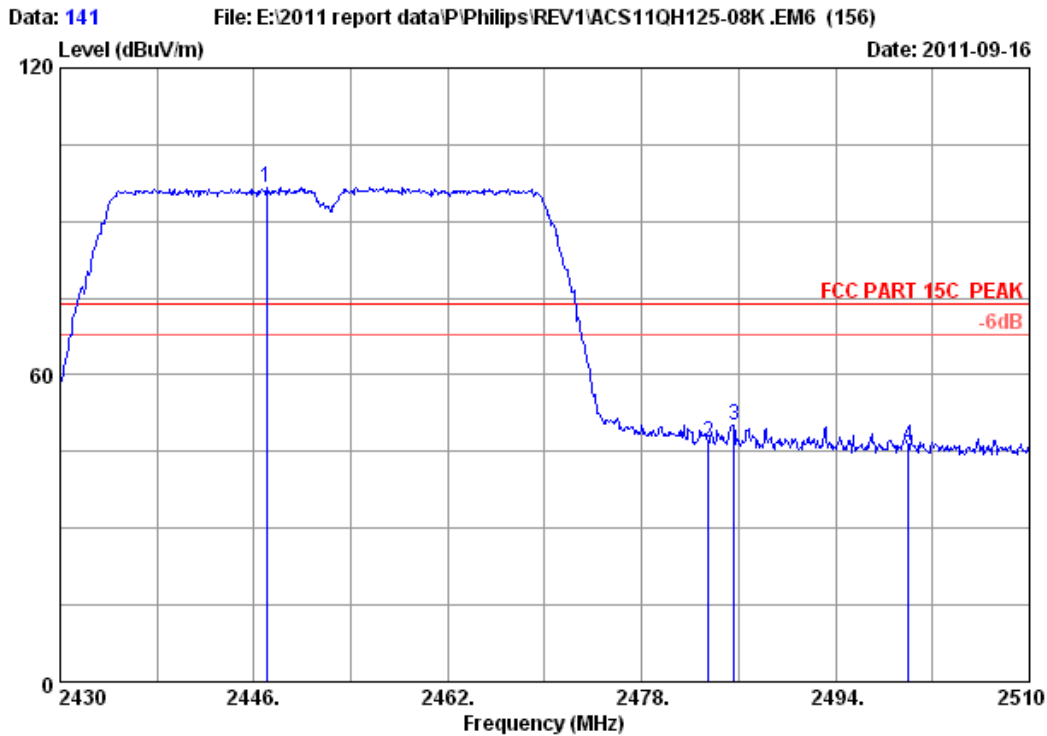


Site no. : 3m Chamber Data no. : 128
 Dis. / Ant. : 3m 2011 3115 4580 Ant. pol. : HORIZONTAL
 Limit : FCC PART 15C PEAK
 Env. / Ins. : 23°C/54% Engineer : Leo-Li
 EUT : GoGear Connect,WiFi MP3 Player
 Power : DC 5V From PC Input AC 120V/60Hz
 Test mode : IEEE802.11nHT40 CH1 2422MHz Tx
 M/N : SA3CNT08K/37
 :

	Ant. Freq. (MHz)	Ant. Factor (dB/m)	Cable loss (dB)	Amp. Factor (dB)	Reading (dBuV)	Emission Level (dBuV/m)	Limits (dBuV/m)	Margin (dB)	Remark
1	2390.000	27.96	6.72	34.44	56.97	57.21	74.00	16.79	Peak
2	2398.155	27.96	6.75	34.44	61.57	61.84	74.00	12.16	Peak
3	2400.000	27.96	6.75	34.44	58.66	58.93	74.00	15.07	Peak
4	2418.675	27.98	6.78	34.44	96.05	96.37	74.00	-22.37	Peak

Remarks:

1. Emission Level= Antenna Factor + Cable Loss -Amp Factor + Reading.
2. The emission levels that are 20dB below the official limit are not reported.

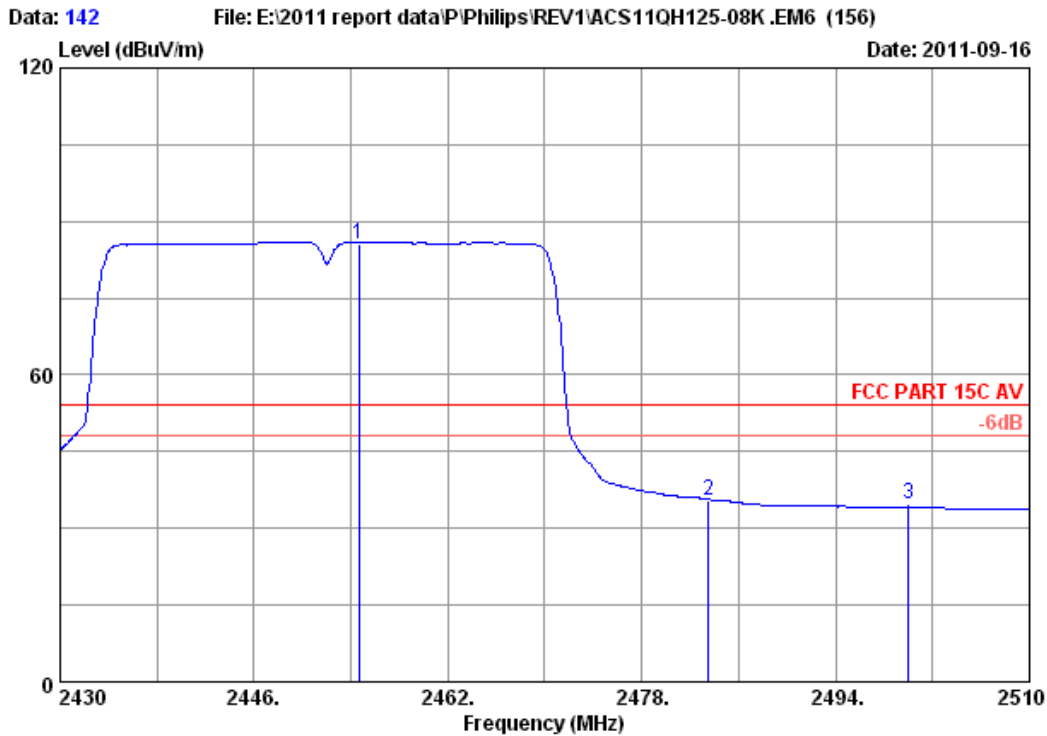


Site no. : 3m Chamber Data no. : 141
 Dis. / Ant. : 3m 2011 3115 4580 Ant. pol. : HORIZONTAL
 Limit : FCC PART 15C PEAK
 Env. / Ins. : 23°C/54% Engineer : Leo-Li
 EUT : GoGear Connect,WiFi MP3 Player
 Power : DC 5V From PC Input AC 120V/60Hz
 Test mode : IEEE802.11nHT40 CH7 2452MHz Tx
 M/N : SA3CNT08K/37
 :

	Ant. Freq. (MHz)	Ant. Factor (dB/m)	Cable loss (dB)	Amp. Factor (dB)	Reading (dBuV)	Emission Level (dBuV/m)	Limits (dBuV/m)	Margin (dB)	Remark
1	2447.040	28.03	6.84	34.44	96.02	96.45	74.00	-22.45	Peak
2	2483.500	28.08	6.90	34.45	46.12	46.65	74.00	27.35	Peak
3	2485.600	28.08	6.90	34.45	49.68	50.21	74.00	23.79	Peak
4	2500.000	28.10	6.90	34.45	45.65	46.20	74.00	27.80	Peak

Remarks:

1. Emission Level= Antenna Factor + Cable Loss -Amp Factor + Reading.
2. The emission levels that are 20dB below the official limit are not reported.

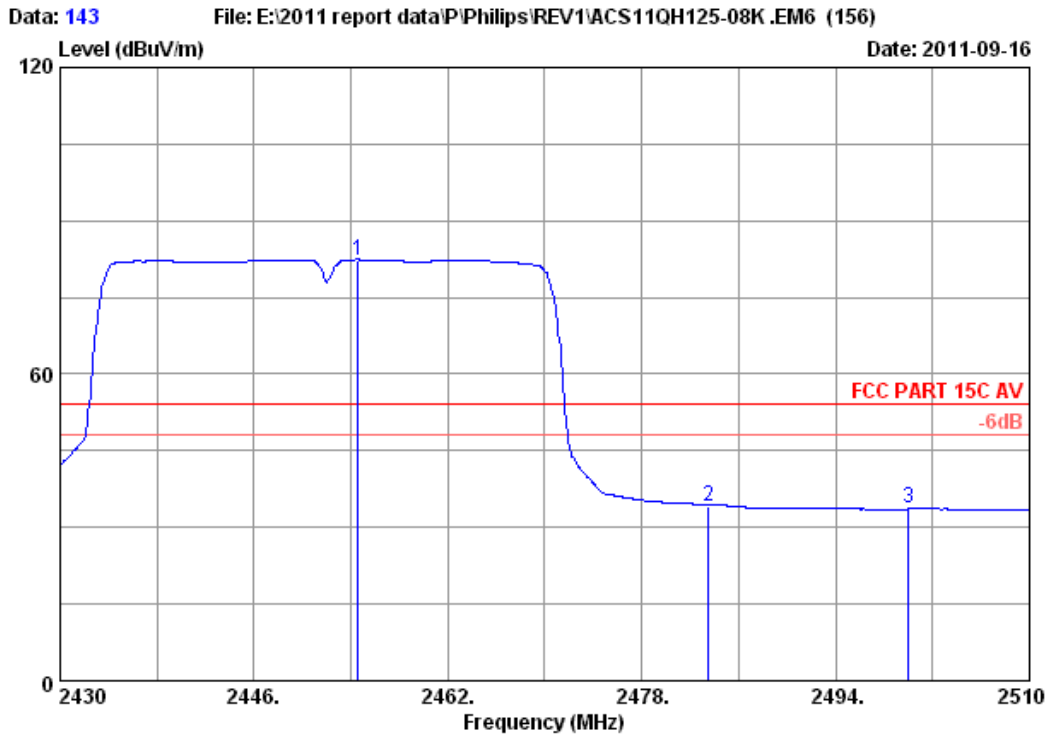


Site no. : 3m Chamber Data no. : 142
 Dis. / Ant. : 3m 2011 3115 4580 Ant. pol. : HORIZONTAL
 Limit : FCC PART 15C AV
 Env. / Ins. : 23°C/54% Engineer : Leo-Li
 EUT : GoGear Connect,WiFi MP3 Player
 Power : DC 5V From PC Input AC 120V/60Hz
 Test mode : IEEE802.11nHT40 CH7 2452MHz Tx
 M/N : SA3CNT08K/37
 :

	Ant. Freq. (MHz)	Ant. Factor (dB/m)	Cable loss (dB)	Amp. Factor (dB)	Reading (dBuV)	Emission Level (dBuV/m)	Limits (dBuV/m)	Margin (dB)	Remark
1	2454.640	28.05	6.84	34.44	85.23	85.68	54.00	-31.68	Average
2	2483.500	28.08	6.90	34.45	35.02	35.55	54.00	18.45	Average
3	2500.000	28.10	6.90	34.45	34.25	34.80	54.00	19.20	Average

Remarks:

1. Emission Level= Antenna Factor + Cable Loss -Amp Factor + Reading.
2. The emission levels that are 20dB below the official limit are not reported.

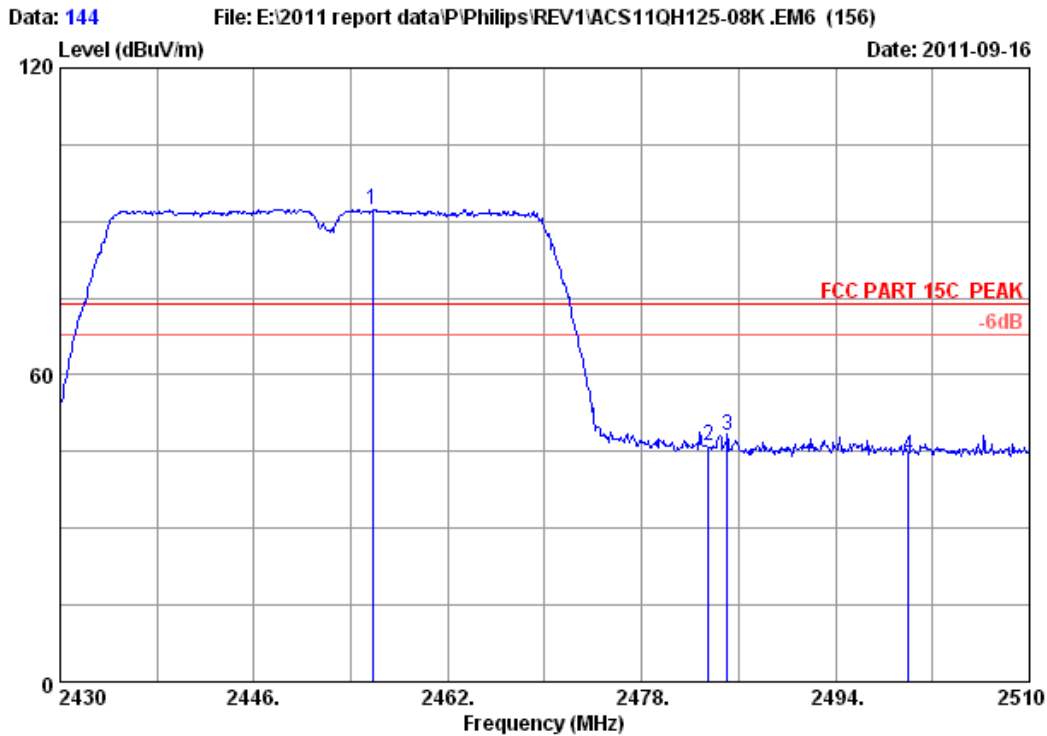


Site no. : 3m Chamber Data no. : 143
 Dis. / Ant. : 3m 2011 3115 4580 Ant. pol. : VERTICAL
 Limit : FCC PART 15C AV
 Env. / Ins. : 23°C/54% Engineer : Leo-Li
 EUT : GoGear Connect,WiFi MP3 Player
 Power : DC 5V From PC Input AC 120V/60Hz
 Test mode : IEEE802.11nHT40 CH7 2452MHz Tx
 M/N : SA3CNT08K/37
 :

	Ant.	Cable	Amp.	Emission					
Freq.	Factor	loss	Factor	Reading	Level	Limits	Margin	Remark	
(MHz)	(dB/m)	(dB)	(dB)	(dBuV)	(dBuV/m)	(dBuV/m)	(dB)		
1	2454.560	28.05	6.84	34.44	81.68	82.13	54.00	-28.13	Average
2	2483.500	28.08	6.90	34.45	33.68	34.21	54.00	19.79	Average
3	2500.000	28.10	6.90	34.45	33.12	33.67	54.00	20.33	Average

Remarks:

1. Emission Level= Antenna Factor + Cable Loss -Amp Factor + Reading.
2. The emission levels that are 20dB below the official limit are not reported.



Site no. : 3m Chamber Data no. : 144
 Dis. / Ant. : 3m 2011 3115 4580 Ant. pol. : VERTICAL
 Limit : FCC PART 15C PEAK
 Env. / Ins. : 23°C/54% Engineer : Leo-Li
 EUT : GoGear Connect,WiFi MP3 Player
 Power : DC 5V From PC Input AC 120V/60Hz
 Test mode : IEEE802.11nHT40 CH7 2452MHz Tx
 M/N : SA3CNT08K/37

	Ant. Freq. (MHz)	Ant. Factor (dB/m)	Cable loss (dB)	Amp. Factor (dB)	Reading (dBuV)	Emission Level (dBuV/m)	Limits (dBuV/m)	Margin (dB)	Remark
1	2455.760	28.05	6.84	34.44	91.68	92.13	74.00	-18.13	Peak
2	2483.500	28.08	6.90	34.45	45.45	45.98	74.00	28.02	Peak
3	2485.040	28.08	6.90	34.45	47.56	48.09	74.00	25.91	Peak
4	2500.000	28.10	6.90	34.45	43.43	43.98	74.00	30.02	Peak

Remarks:

1. Emission Level= Antenna Factor + Cable Loss -Amp Factor + Reading.
2. The emission levels that are 20dB below the official limit are not reported.

7. 6dB Bandwidth Test

7.1. Test Equipment

Item	Equipment	Manufacturer	Model No.	Serial No.	Last Cal.	Cal. Interval
1.	Spectrum Analyzer	Agilent	E4446A	US44300459	May.08,11	1 Year
2.	Attenuator	Agilent	8491B	MY39262165	May.08,11	1 Year
3.	RF Cable	Hubersuhner	SUCOFLEX102	28618/2	May.08,11	1Year

7.2. Limit

For direct sequence systems, the minimum 6dB bandwidth shall be at least 500kHz

7.3. Test Procedure

The transmitter output was connected to a spectrum analyzer, The bandwidth of the fundamental frequency was measured by spectrum analyzer with 100kHz RBW and 300 kHz VBW. For 11b, 11g, 11Nht20, and the spectam analyeer of RBW and VBW with auto for 11nHT40 Mode. The 6dB bandwidth is defined as the total spectrum the power of which is higher than peak power minus 6dB.

7.4. Test Results

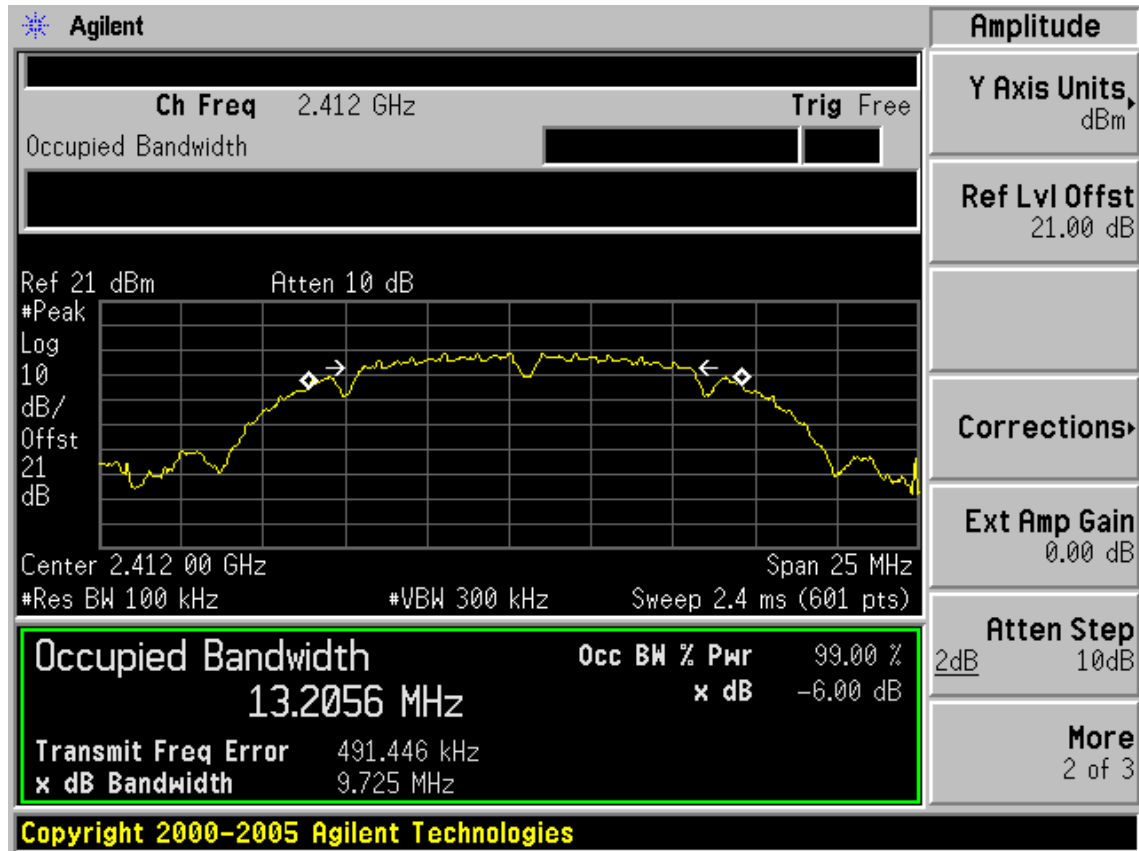
EUT: GoGear Connect, WiFi MP3 Player		
M/N: SA3CNT08K/37		
Test date: 2011-08-30	Pressure: 100.6 kpa	Humidity: 56%
Tested by: Leo-Li	Test site: RF Site	Temperature : 25.4 °C

Cable loss: 1.0 dB		Attenuator loss: 20 dB	
Test Mode	CH	6dB bandwidth (MHz)	Limit (KHz)
11b	CH1	9.725	>500
	CH6	9.608	>500
	CH11	9.717	>500
11g	CH1	16.598	>500
	CH6	16.594	>500
	CH11	16.578	>500
11n HT20	CH1	17.842	>500
	CH6	17.813	>500
	CH11	17.738	>500
11n HT40	CH1	36.554	>500
	CH4	36.462	>500
	CH7	36.521	>500

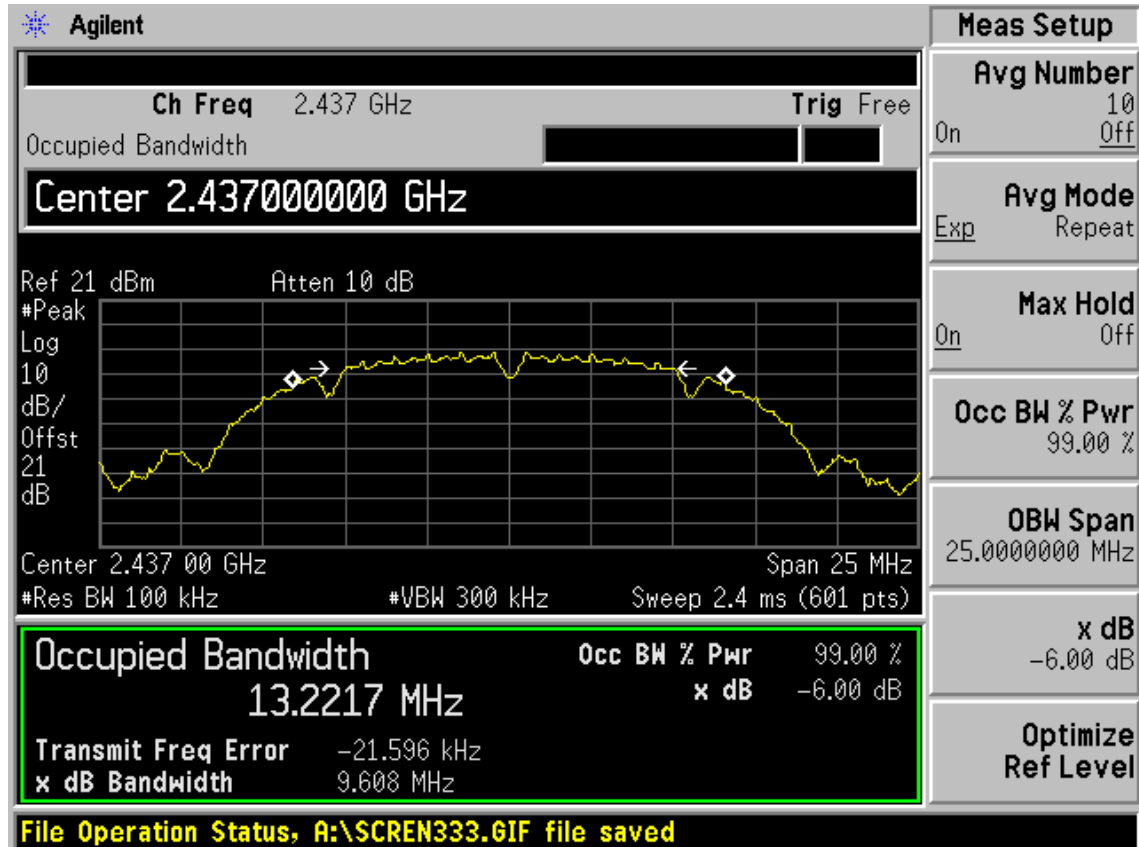
Conclusion : PASS

Test Mode: IEEE 802.11b

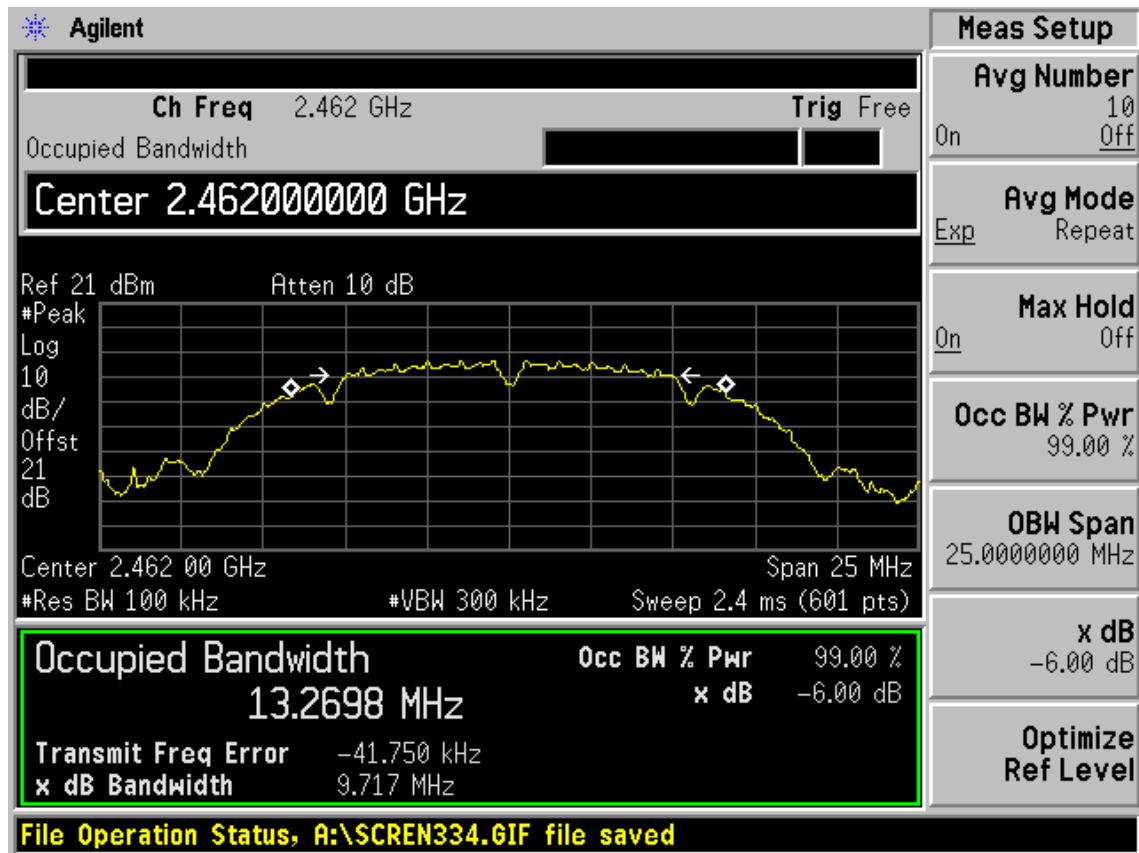
Test CH1: 2412MHz



Test CH6: 2437MHz

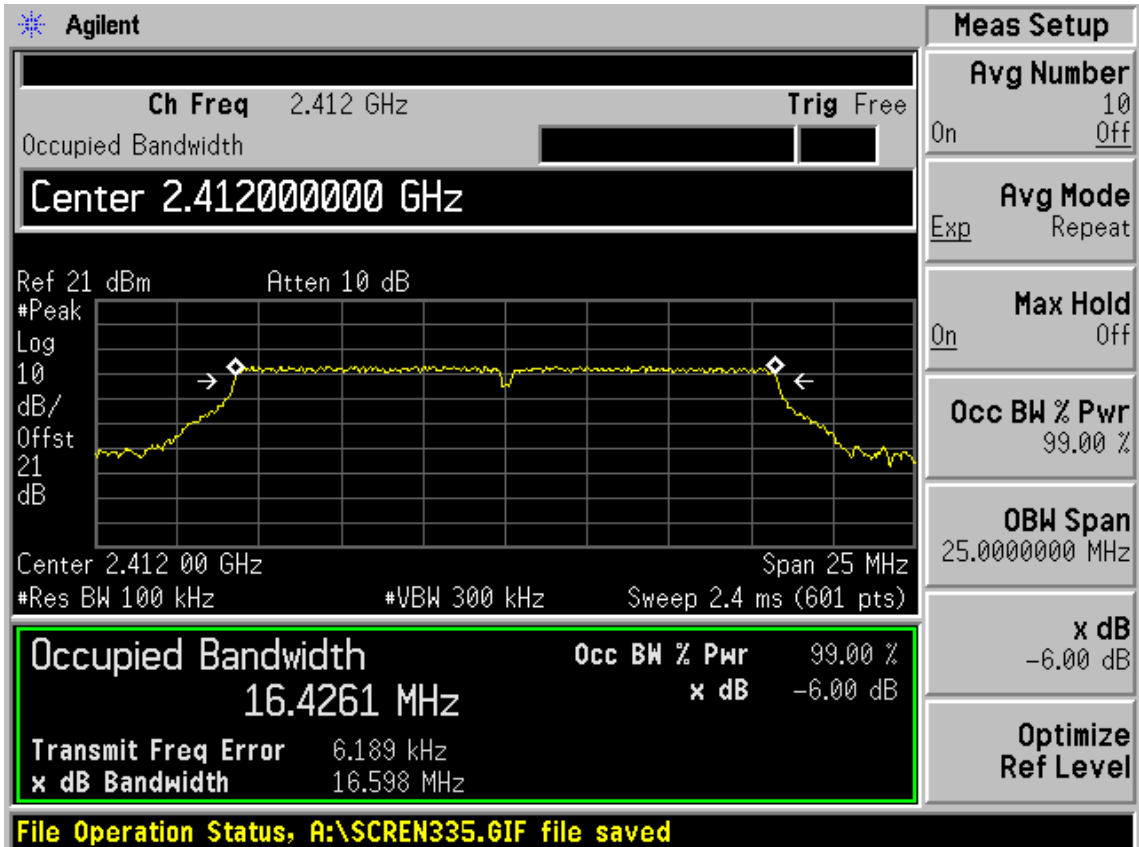


Test CH11: 2462MHz

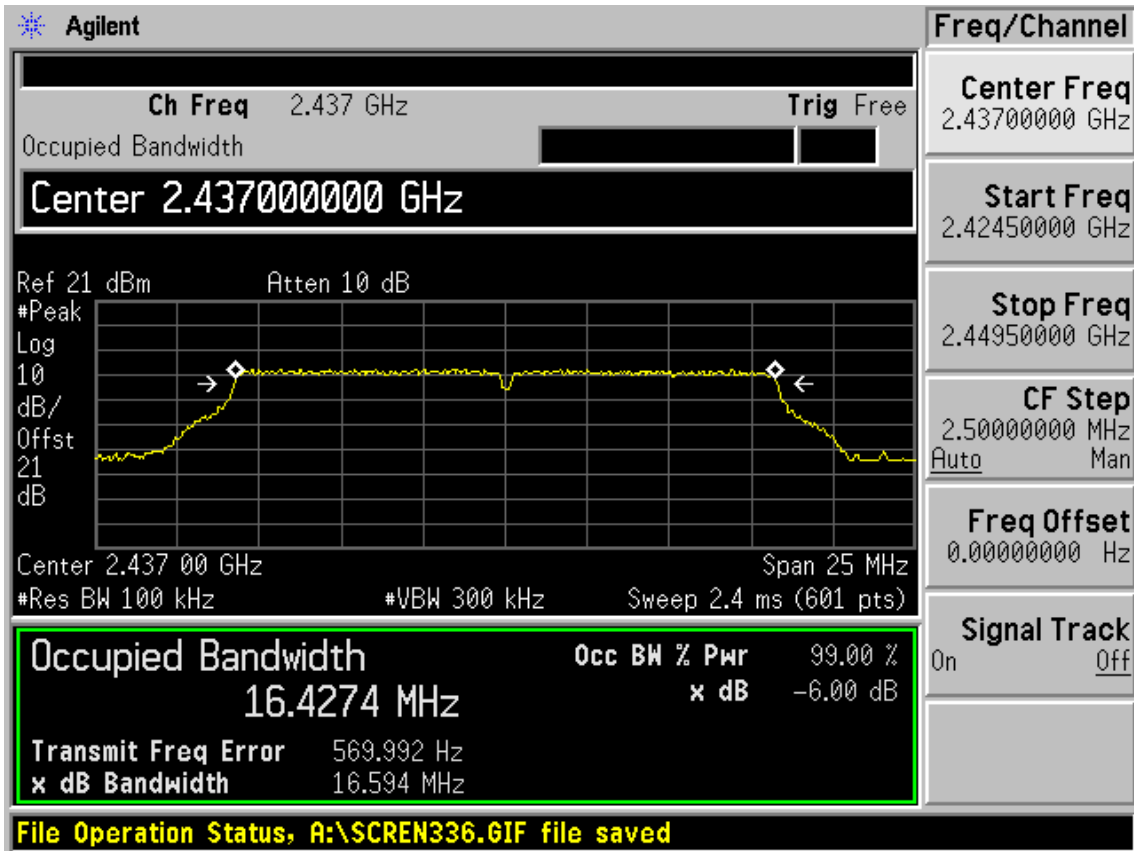


Test Mode: IEEE 802.11g

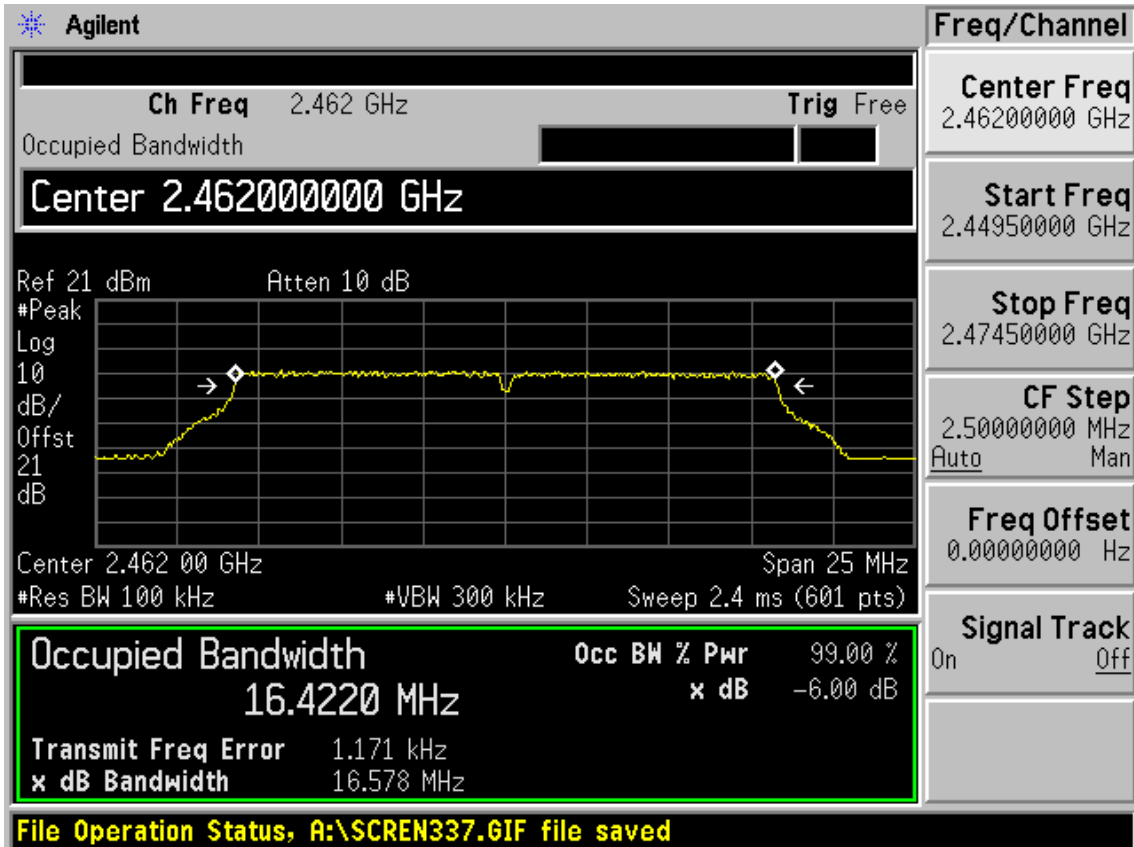
Test CH1: 2412MHz



Test CH6: 2437MHz

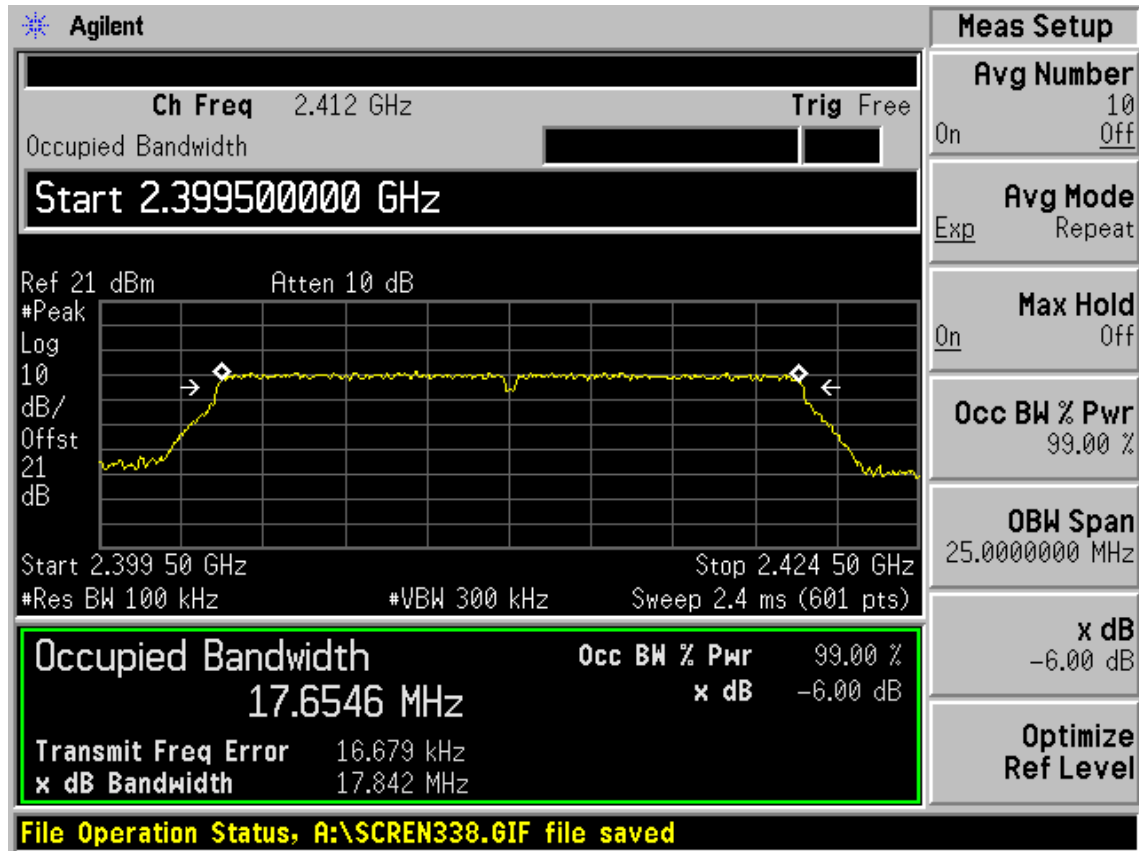


Test CH11: 2462MHz

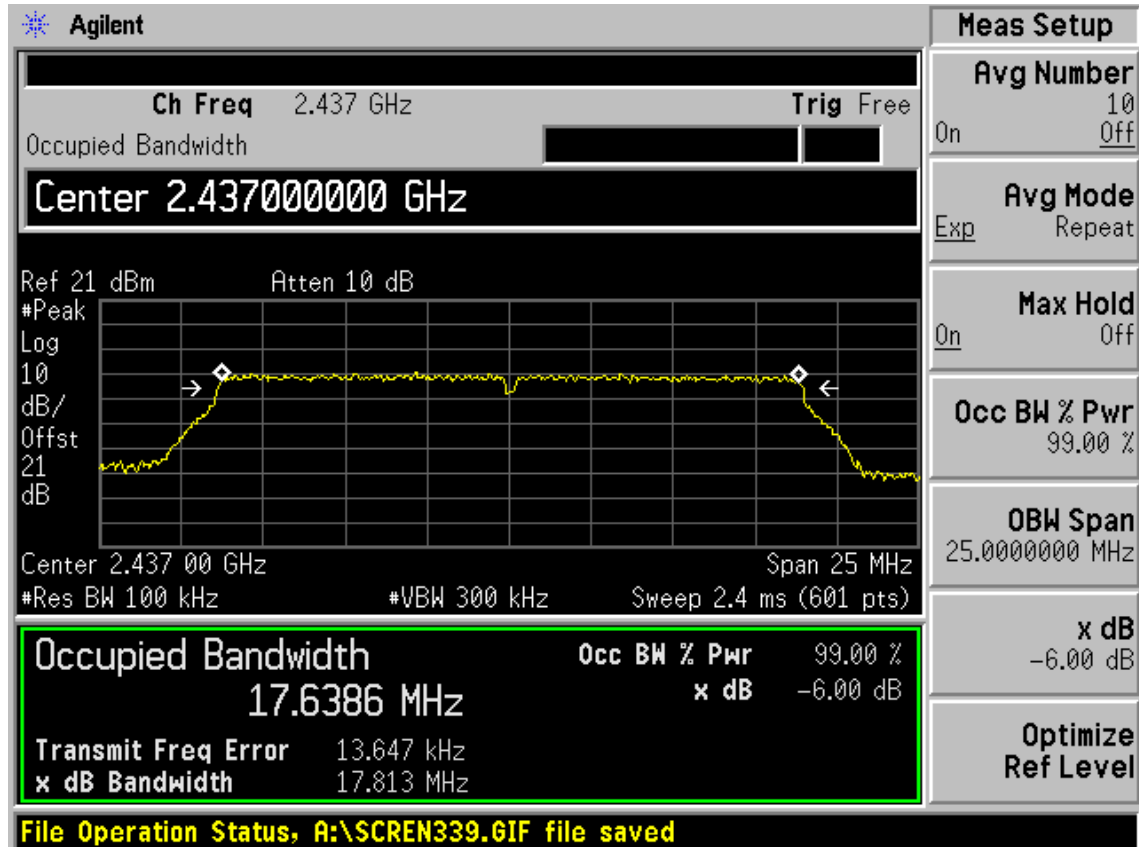


Test Mode: IEEE 802.11n HT20

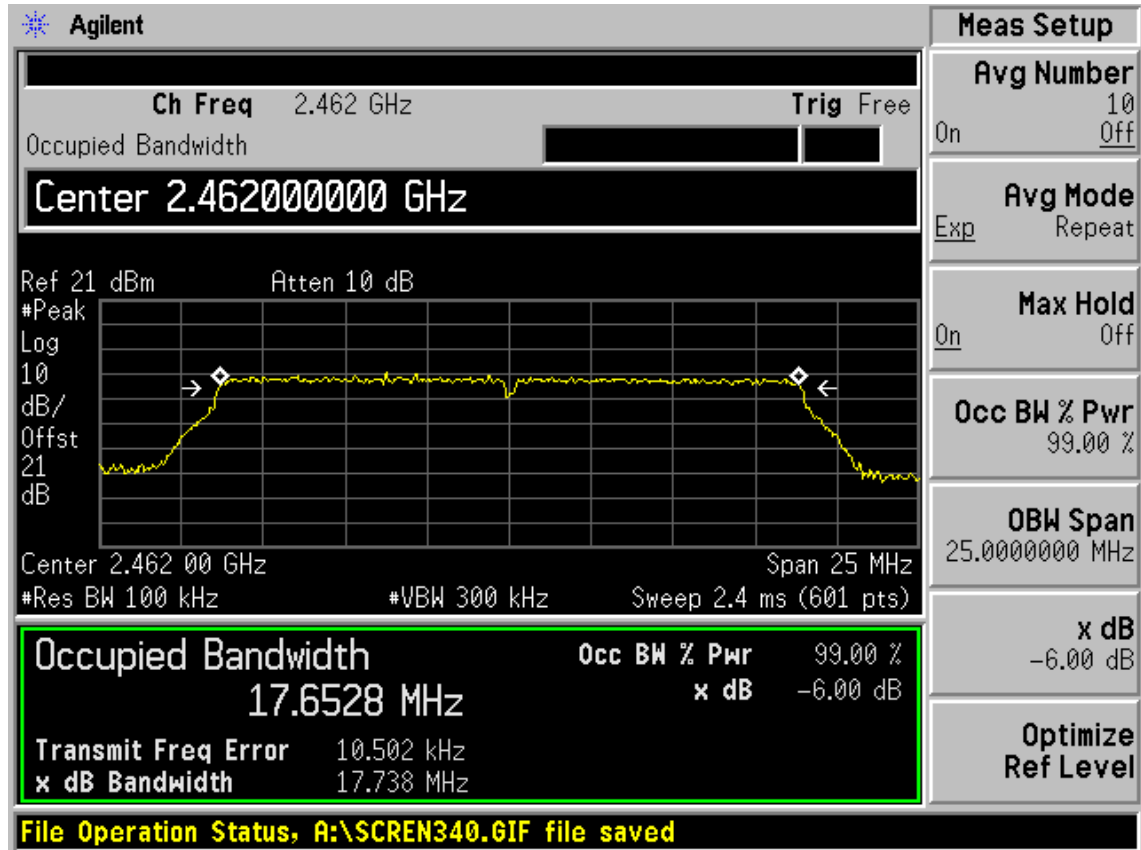
Test CH1: 2412MHz



Test CH6: 2437MHz

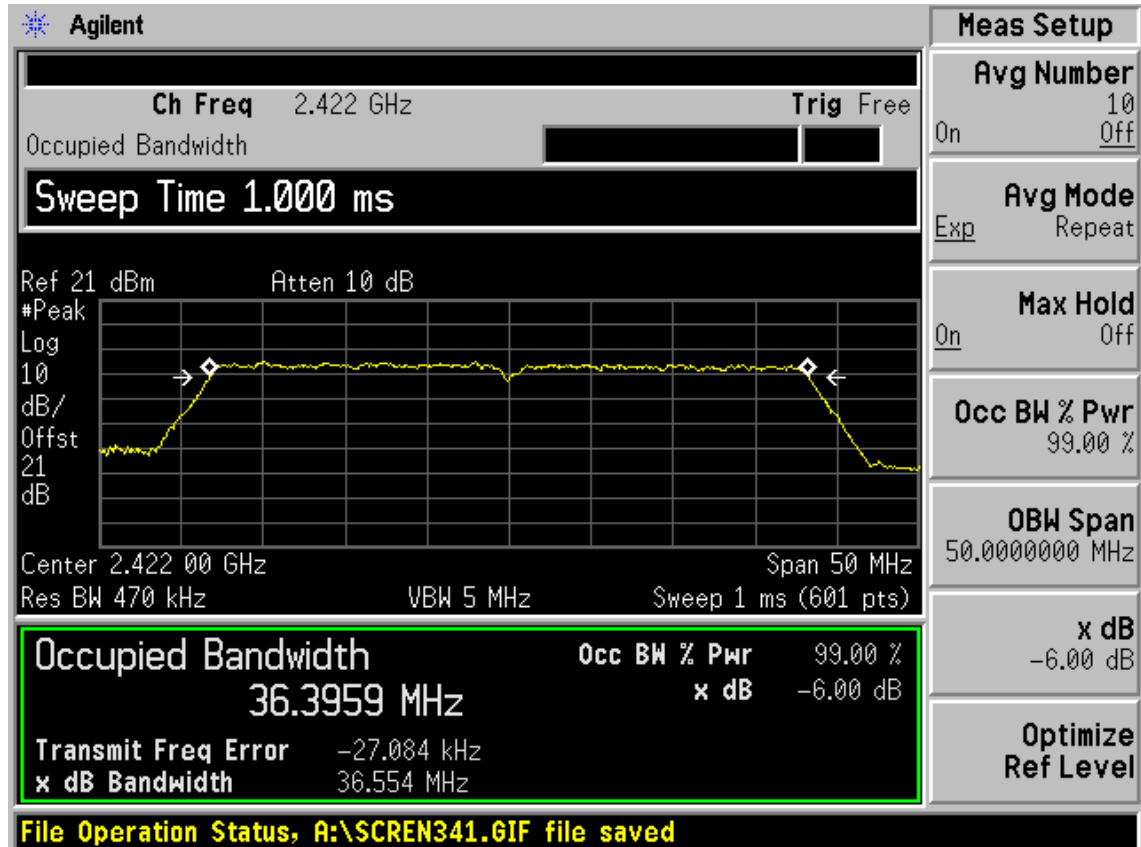


Test CH1: 2462MHz

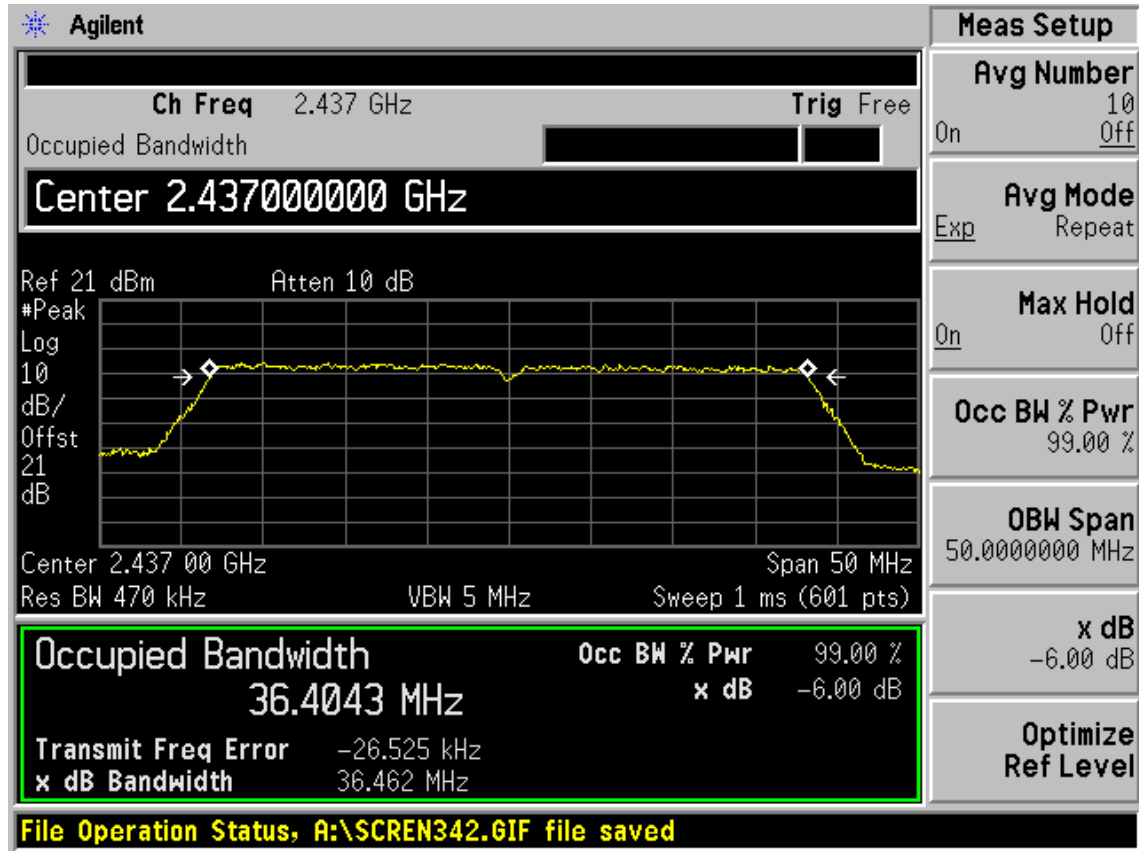


Test Mode: IEEE 802.11n HT40

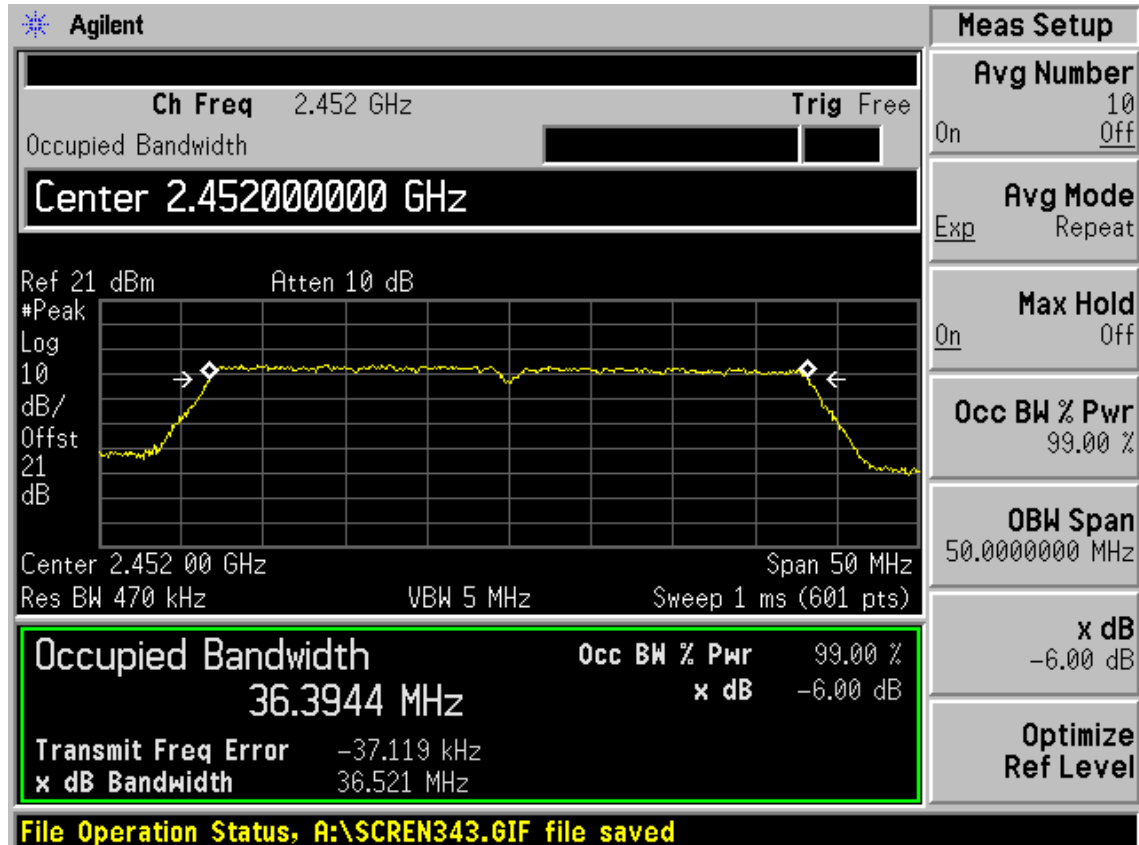
Test CH1: 2422MHz



Test CH4: 2437MHz



Test CH7: 2452MHz



8. OUTPUT POWER TEST

8.1. Test Equipment

Item	Equipment	Manufacturer	Model No.	Serial No.	Last Cal.	Cal. Interval
1.	Power meter	Anritsu	ML2487A	6K00002472	May.08,11	1 Year
2.	Power sensor	Anritsu	MA2491A	0033005	May.08,11	1 Year
3	Attenuator	Agilent	8491B	MY39262165	May.08,11	1 Year
4	Spectrum Analyzer	Agilent	E4446A	US44300459	May.08, 11	1 Year
5	RF Cable	Hubersuhner	SUCOFLEX102	28618/2	May.08,11	1 Year

8.2. Limit (FCC Part 15C 15.247 b(3))

For systems using digital modulation in the 2400—2483.5MHz, The Peak out put Power shall not exceed 1W(30dBm)

8.3. Test Procedure

- 1, Connected the EUT's antenna port to measure device by 20dB attenuator.
- 2, For IEEE 802.11b/g and IEEE802.11n HT20 mode, use a PK power meter which's bandwidth is above 6dB bandwidth of signal to measure out each test modes' PK output power.

Note: For IEEE802.11n mode, it's MIMO system, so calculate total e.i.r.p power by add each chain's measured power.

Note: The cable loss and attenuator loss were offset into measure device as an amplitude offset.

8.4. Test Results

EUT: GoGear Connect, WiFi MP3 Player			
M/N: SA3CNT08K/37			
Test date: 2011-09-16		Pressure: 101.5 kpa	Humidity: 54 %
Tested by: Leo-Li		Test site: RF site	Temperature: 25.3 °C
Cable loss: 1.5 dB		Attenuator loss: 20 dB	
Test Mode	CH (MHz)	Peak output Power (dBm)	Limit (dBm)
11b	CH1	13.39	30
	CH6	13.08	30
	CH11	11.51	30
11g	CH1	13.82	30
	CH6	13.57	30
	CH11	13.06	30
11n HT20	CH3	13.01	30
	CH6	13.12	30
	CH9	12.63	30

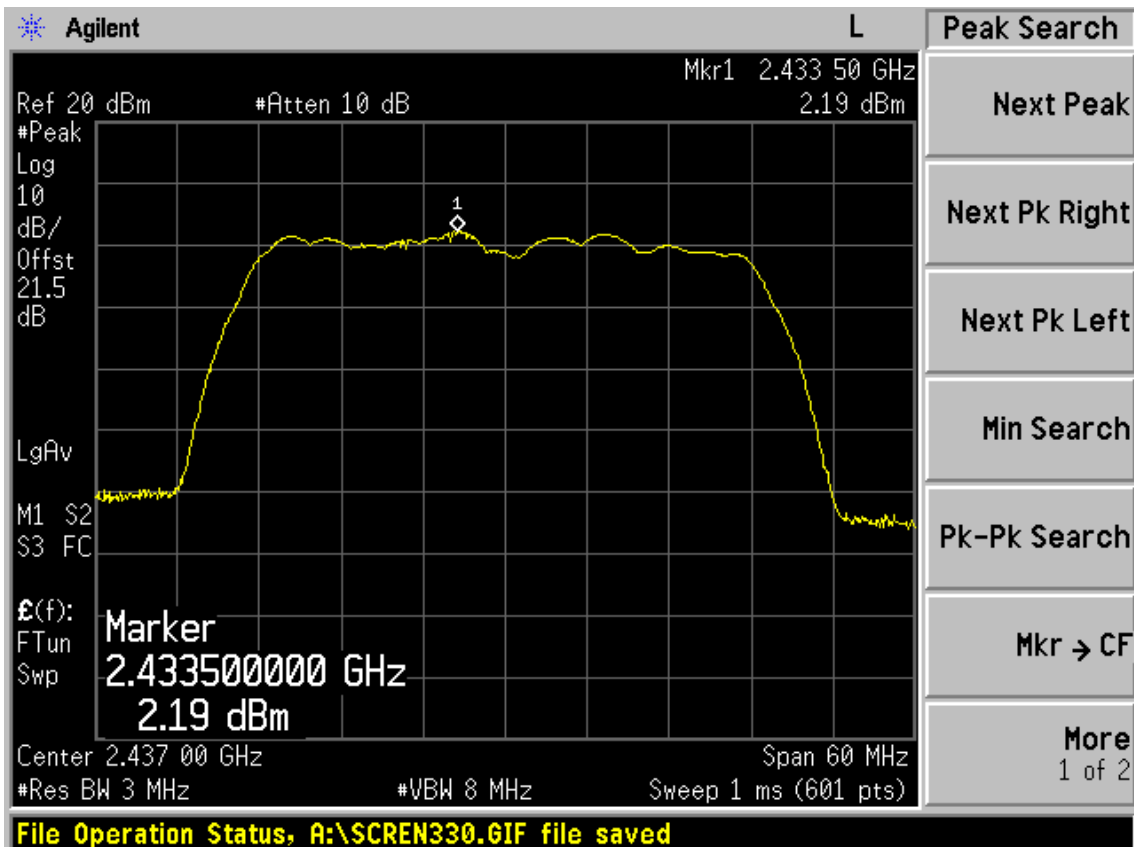
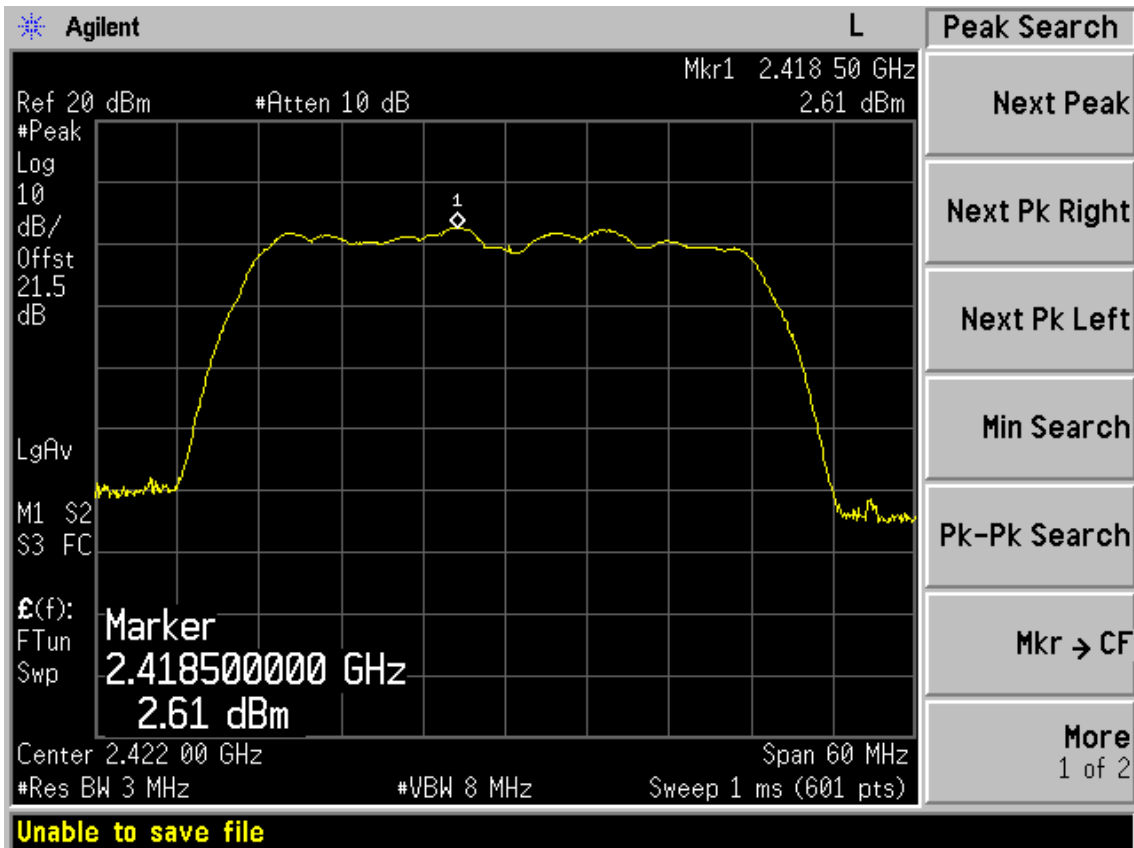
Test Mode	CH	Result		Limit (dBm)
		Measured power(dBm)/3MHz	PK Output power (dBm)	
11n HT40	CH1	2.61	13.39	30
	CH4	2.19	12.98	30
	CH7	1.56	12.19	30

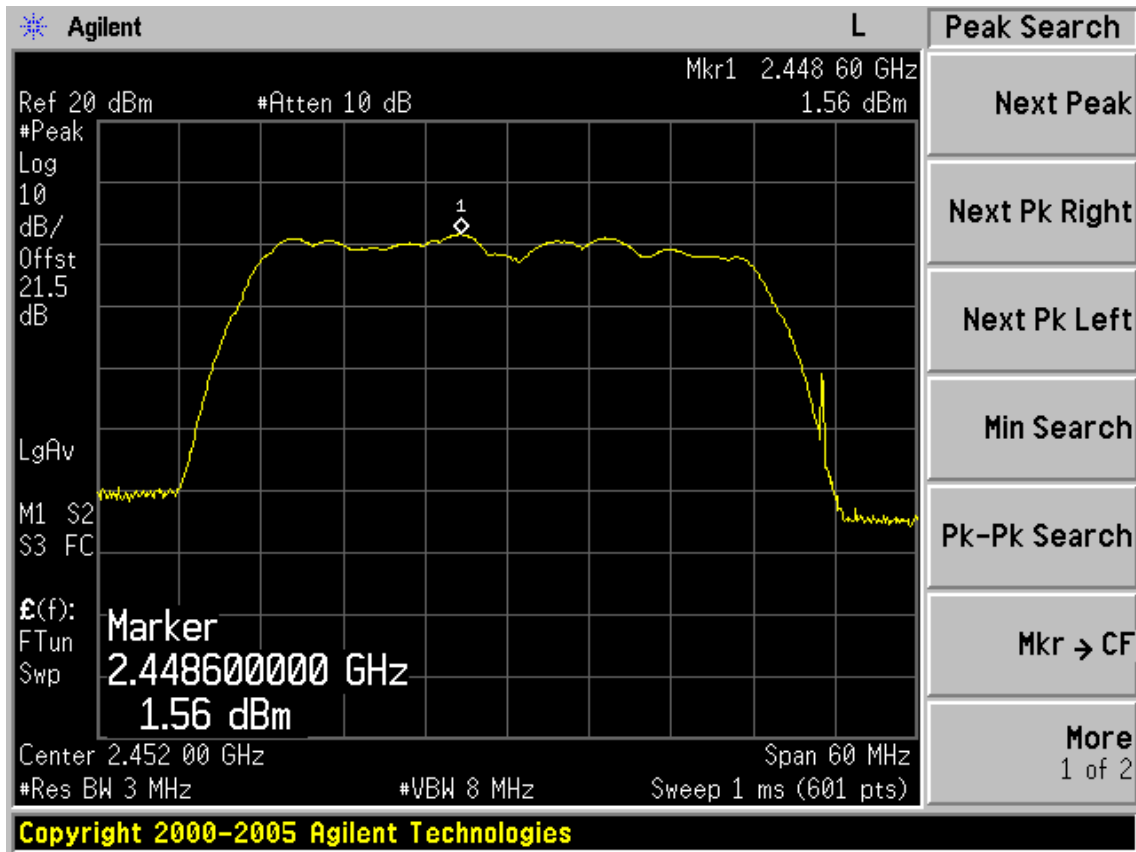
6dB Bandwidth for 11n HT40: 36.554MHz

BW correction factor = $10\log[(36.554\text{MHz})/(3\text{MHz})] = 10.86\text{dB}$

Conclusion: PASS

Test Mode: IEEE 802.11n HT40





9. POWER SPECTRAL DENSITY TEST

9.1. Test Equipment

Item	Equipment	Manufacturer	Model No.	Serial No.	Last Cal.	Cal. Interval
1.	Spectrum Analyzer	Agilent	E4446A	US44300459	May.08, 11	1 Year
2.	Attenuator	Agilent	8491B	MY39262165	May.08, 11	1 Year
3.	RF Cable	Hubersuhner	SUCOFLEX102	28618/2	May.08, 11	1 Year

9.2. Limit

For digitally modulated systems, the power spectral density conducted from the intentional radiator to the antenna shall not be greater than 8dBm in any 3kHz band during any time interval of continuous transmission.

9.3. Test Procedure

- 1, Connected the EUT's antenna port to spectrum analyzer device by 20dB attenuator.
- 2, Follow the test procedure as described in ANSI C.10: 2009 Clause 6.11.2.3 to measure out each test modes and chain's power density with 3KHz.
- 3, For IEEE802.11n mode, it's MIMO technology, so account total power density by add each chain's power density.

Note: The cable loss and attenuator loss were offset into measure device as an amplitude offset.

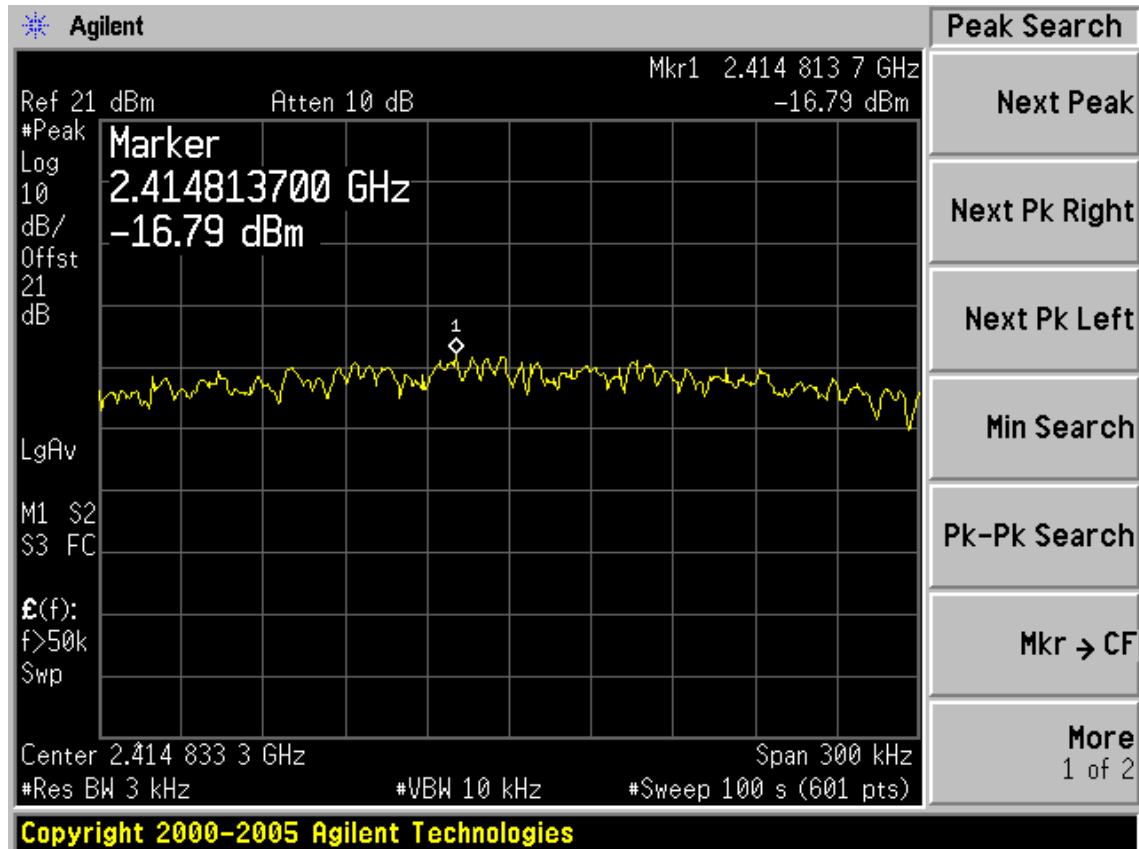
9.4. Test Results

EUT: GoGear Connect, WiFi MP3 Player		
M/N: SA3CNT08K/37		
Test date:2011-8-30	Pressure: 100.6 kpa	Humidity: 54 %
Tested by: Leo-Li	Test site: RF Site	Temperature : 25°C

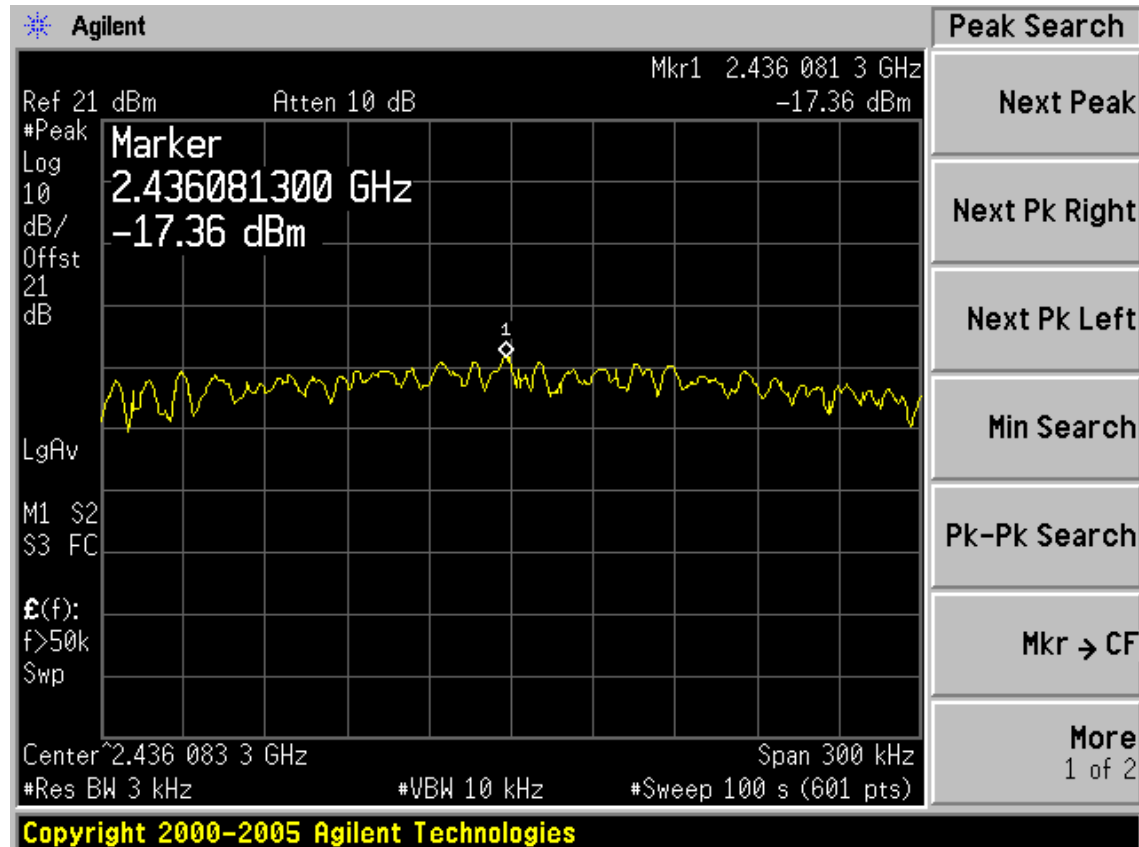
Cable loss: 1 dB		Attenuator loss: 20 dB	
Test Mode	CH	Power density (dBm/3KHz)	Limit (dBm/3KHz)
		Result	
11b	CH1	-16.79	8
	CH6	-17.36	8
	CH11	-18.62	8
11g	CH1	-21.95	8
	CH6	-22.10	8
	CH11	-22.69	8
11n HT20	CH1	-22.77	8
	CH6	-21.57	8
	CH11	-23.36	8
11nHT40	CH1	-23.15	8
	CH4	-23.61	8
	CH7	-25.26	8
Conclusion : PASS			

Test Mode: IEEE 802.11b

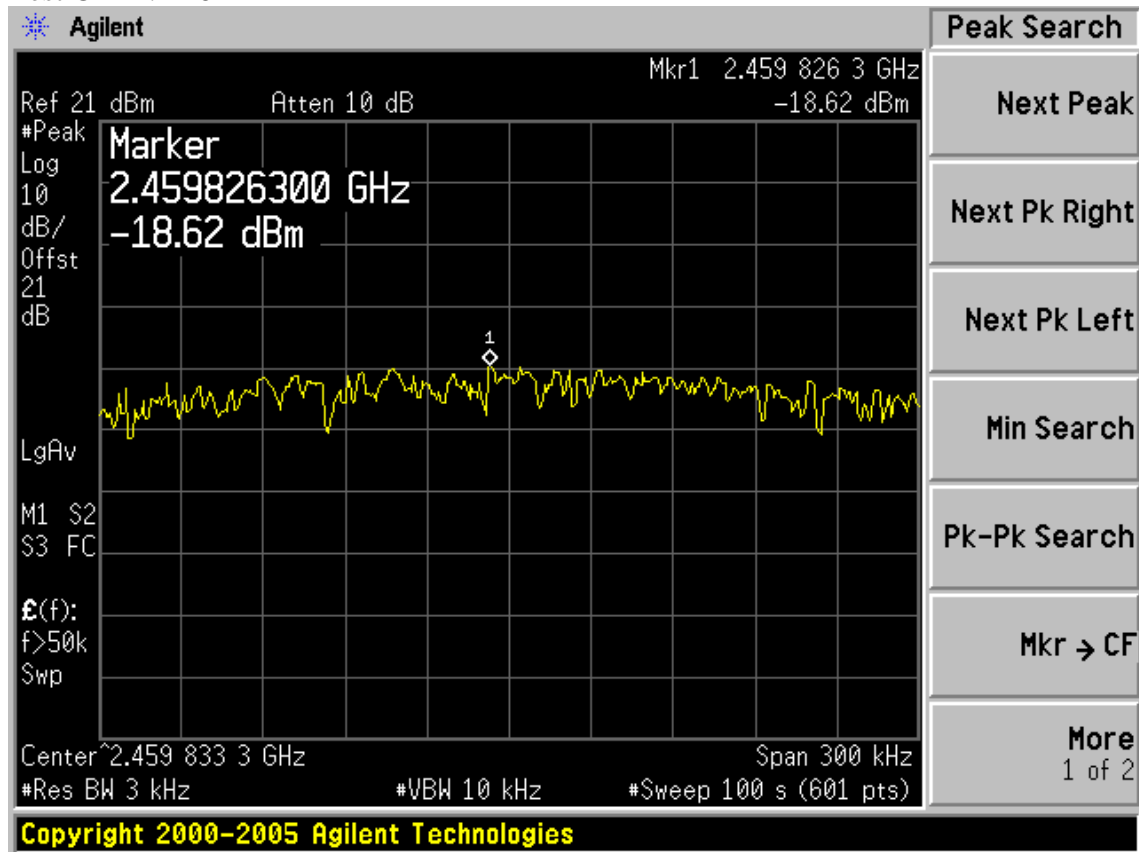
Test CH1: 2412MHz



Test CH6: 2437MHz

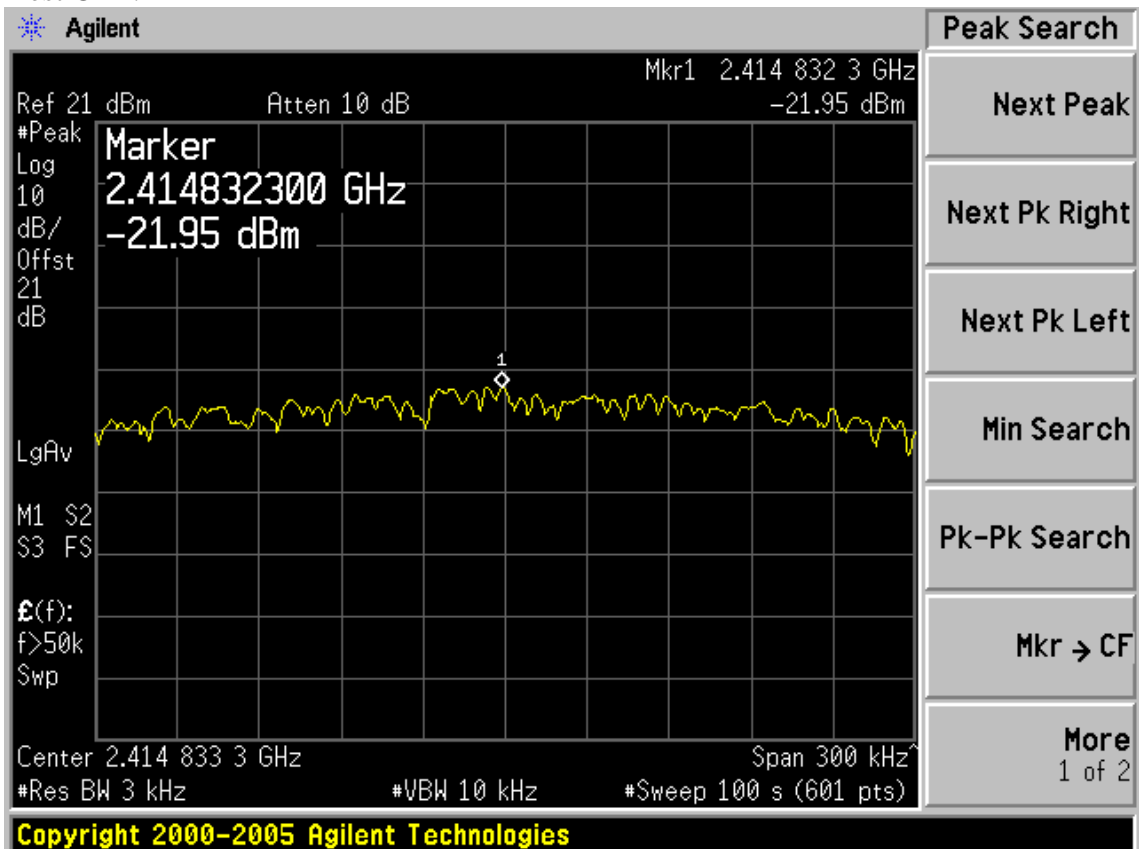


Test CH1: 2462MHz

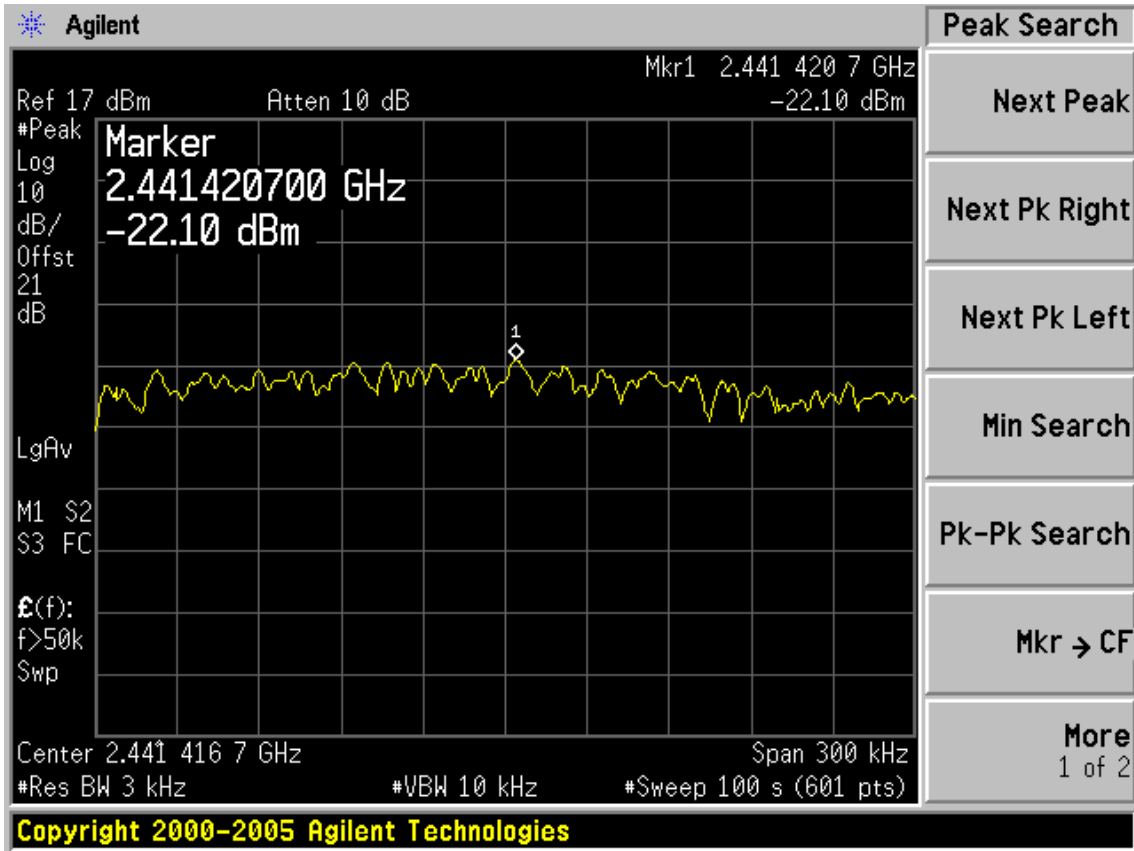


Test Mode: IEEE 802.11g

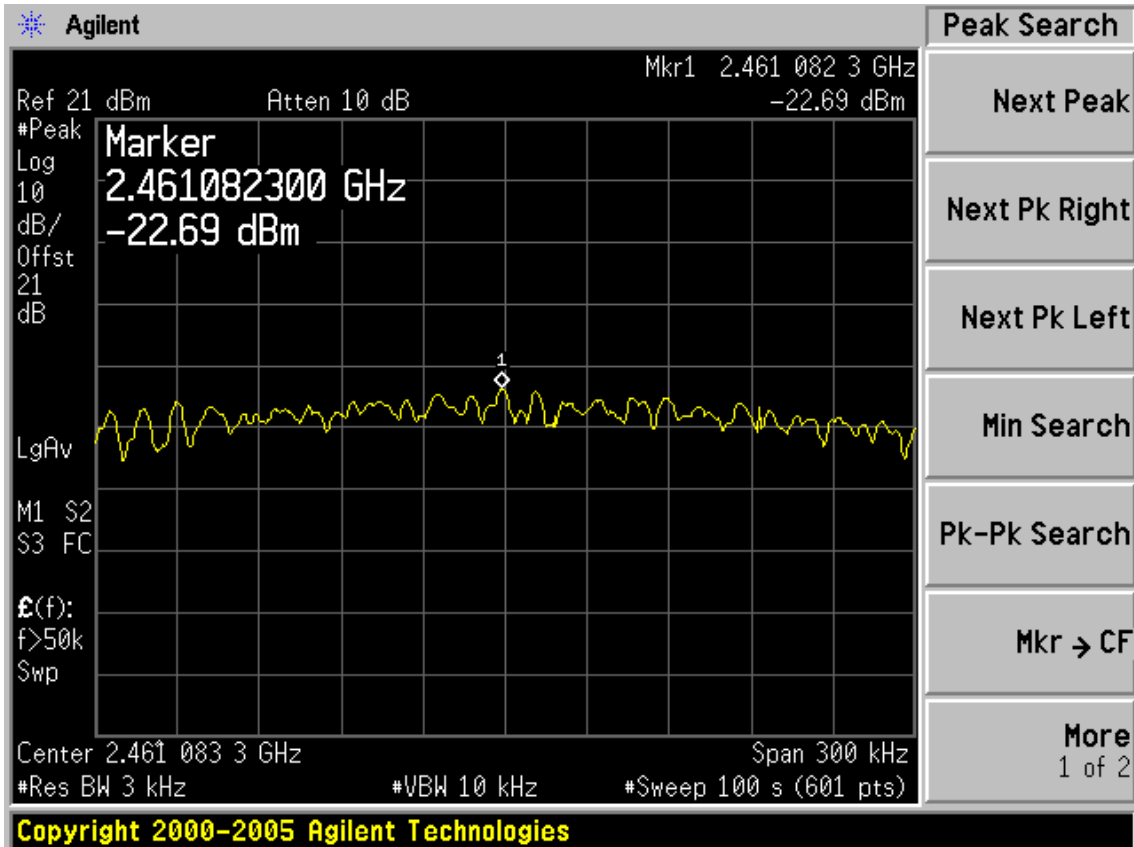
Test CH1: 2412MHz



Test CH6: 2437MHz

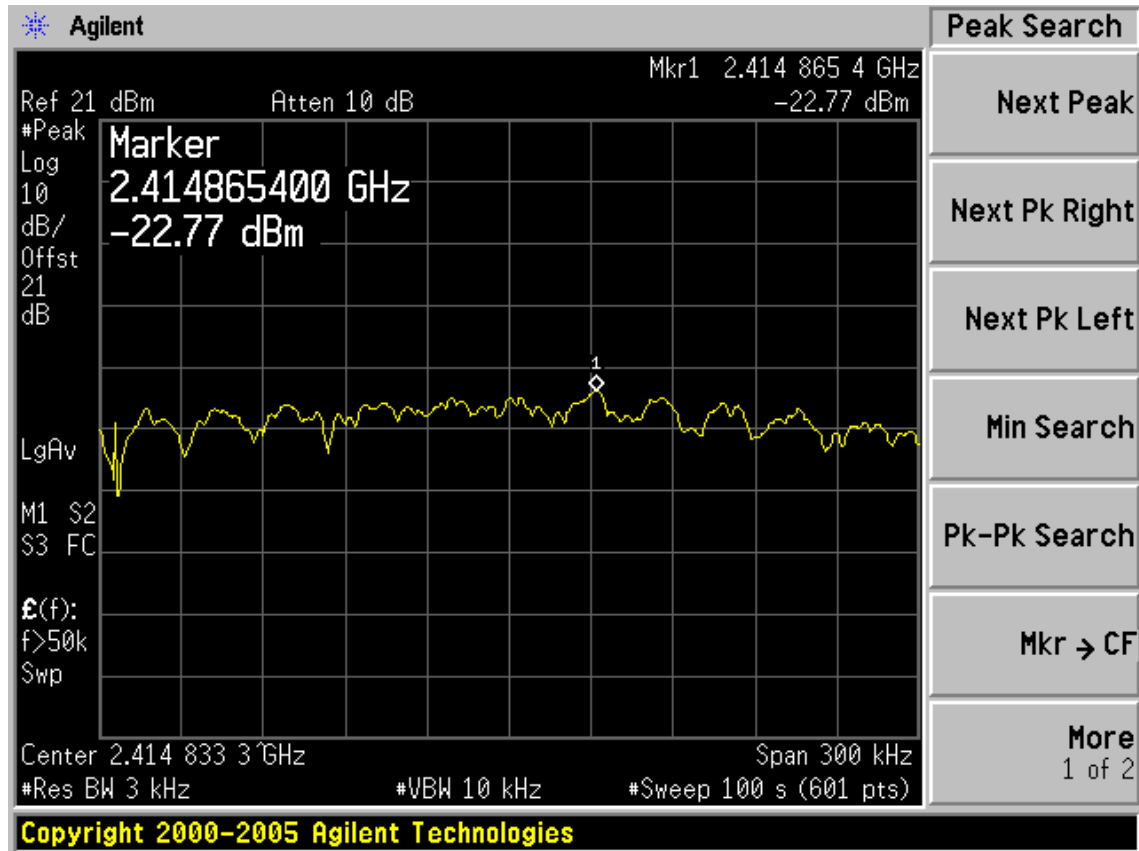


Test CH11: 2462MHz

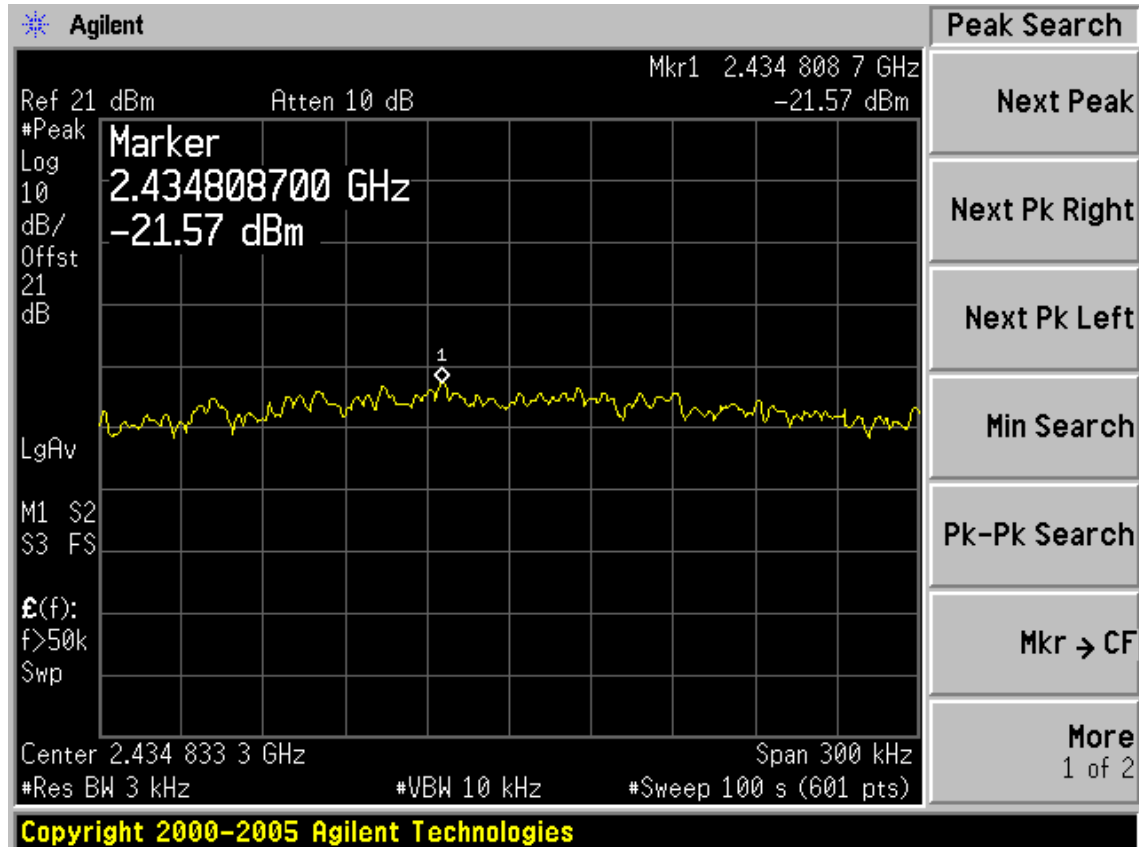


Test Mode: IEEE 802.11n HT20

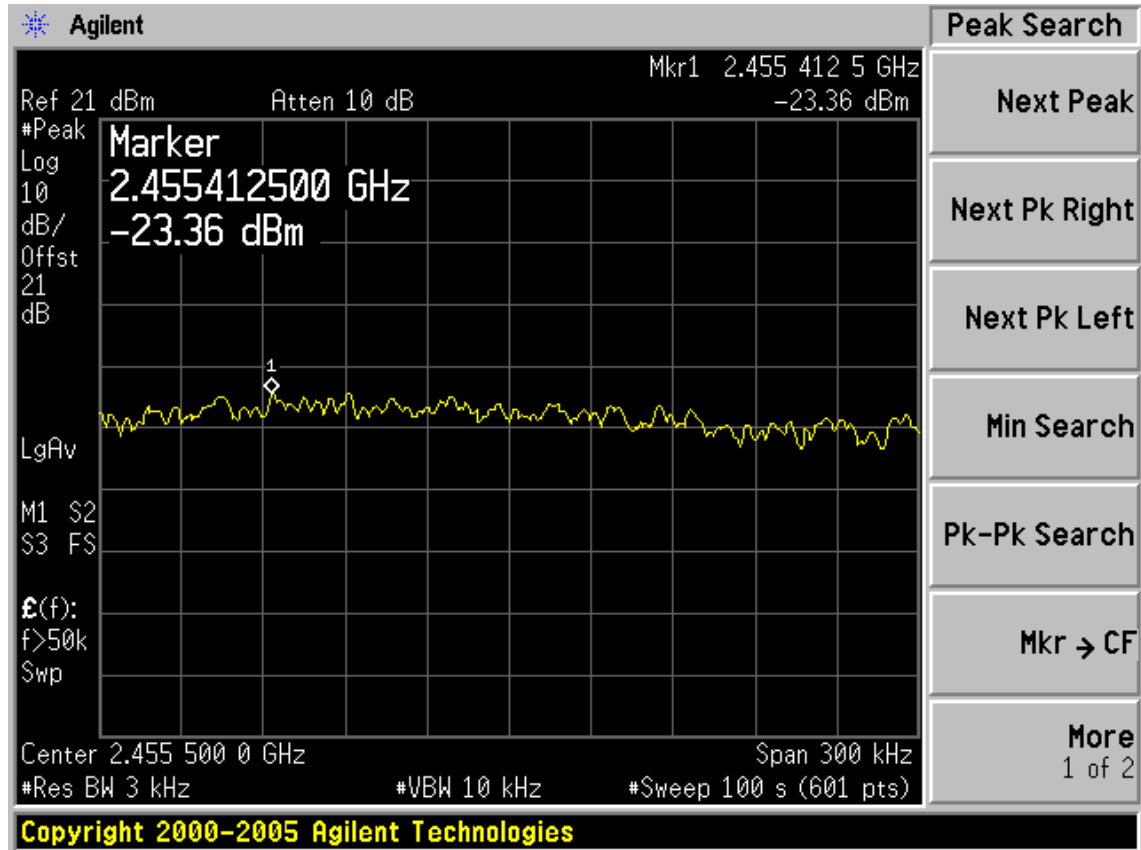
Test CH1: 2412MHz



Test CH6: 2437MHz

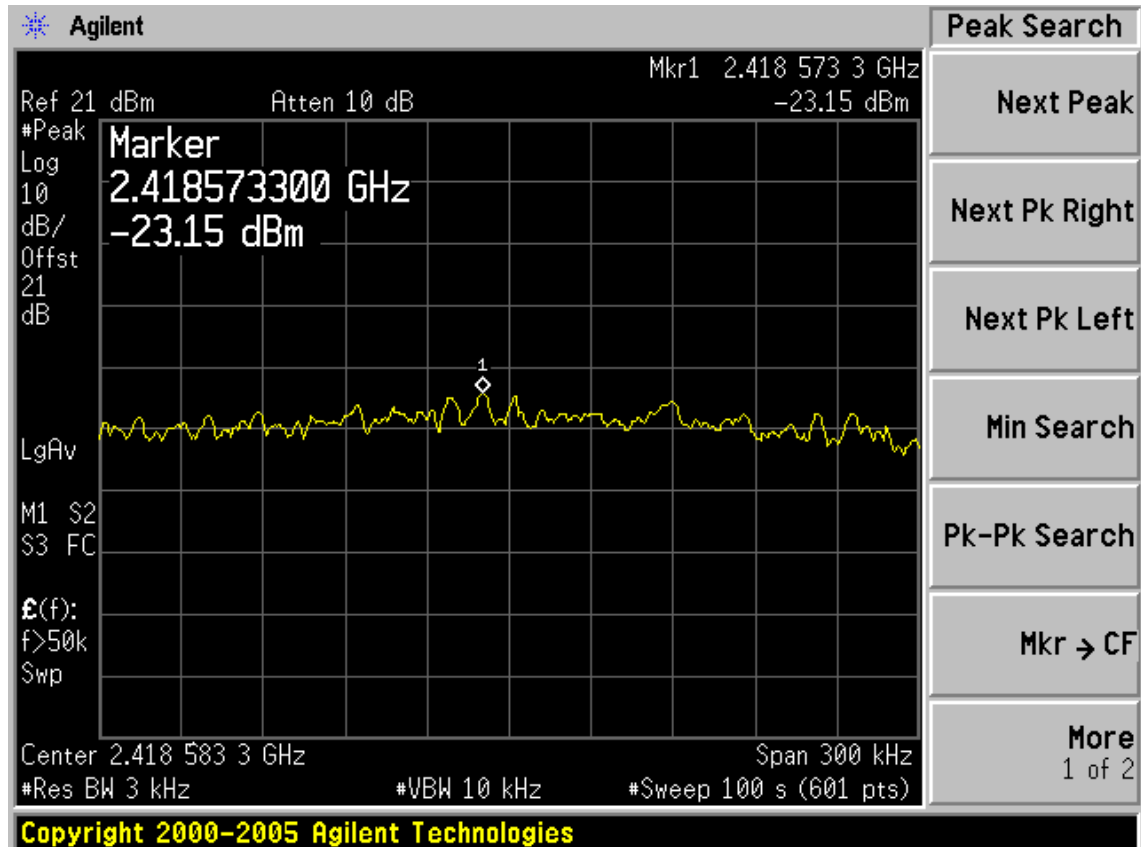


Test CH1: 2462MHz

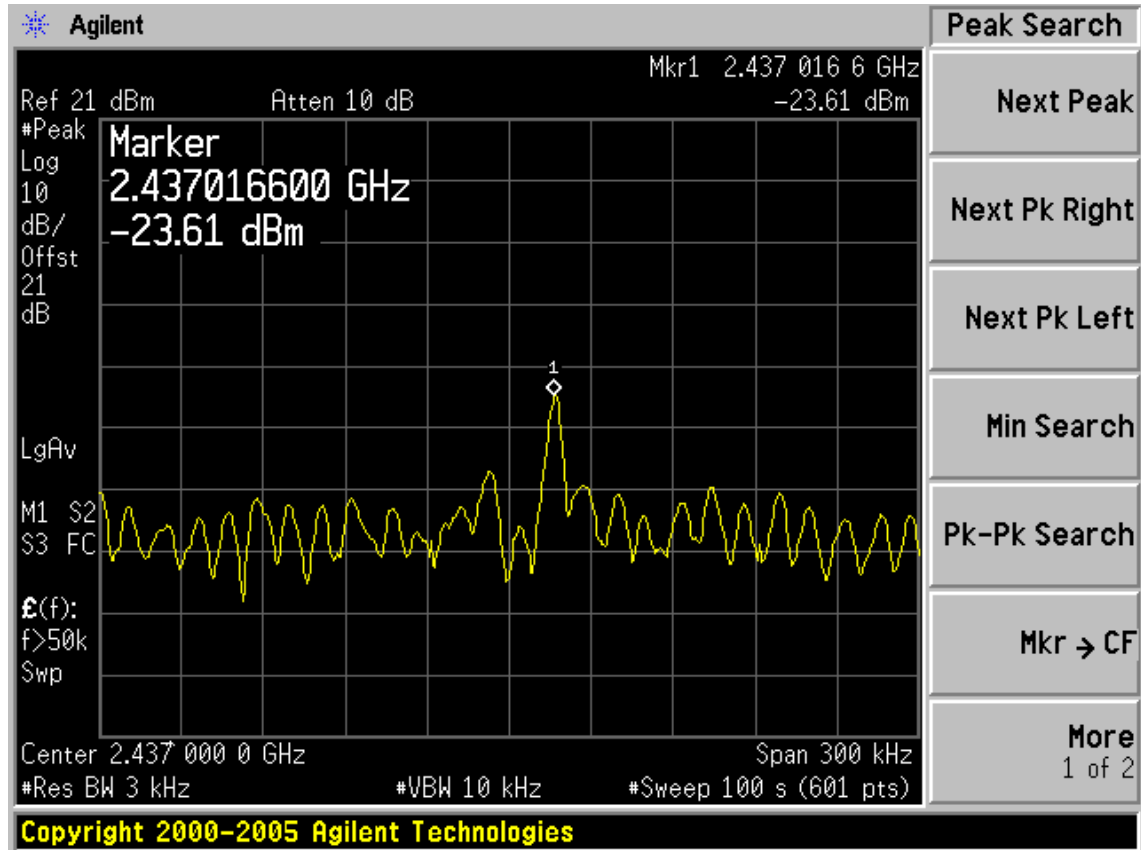


Test Mode: IEEE 802.11n HT40

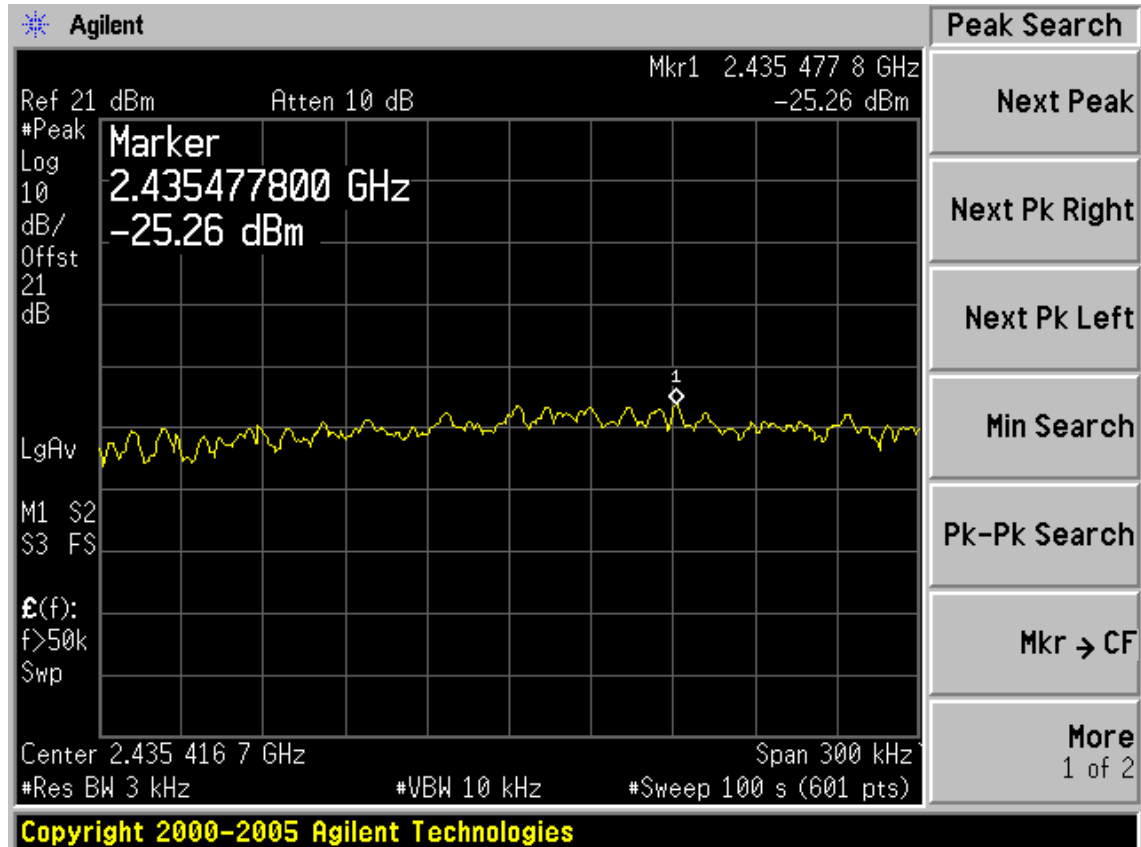
Test CH1: 2422MHz



Test CH4: 2437MHz



Test CH7: 2452MHz



10. ANTENNA REQUIREMENT

10.1. STANDARD APPLICABLE

For intentional device, according to FCC 47 CFR Section 15.203, an intentional radiator shall be designed to ensure that no antenna other than that furnished by the responsible party shall be used with the device. And according to FCC 47 CFR Section 15.247 (b), if transmitting antennas of directional gain greater than 6dBi are used, the power shall be reduced by the amount in dB that the directional gain of the antenna exceeds 6dBi.

10.2. ANTENNA CONNECTED CONSTRUCTION

The antennas used for this product is integrated PCB antenna and that no antenna other than that furnished by the responsible party shall be used with the device, the maximum peak gain of the transmit antenna is only 1.5dBi.

11.DEVIATION TO TEST SPECIFICATIONS

[NONE]