

Register your product and get support at

[www.philips.com/welcome](http://www.philips.com/welcome)



**Need help fast?**  
Read your Quick Start Guide and/or User Manual first for quick tips that make using your Philips product more enjoyable.  
If you have read your instructions and still need assistance, you may access our online help at [www.philips.com/welcome](http://www.philips.com/welcome) or call:

1-888-PHILIPS (744-5477) while with your product. (and Model / Serial number)



**Besoin d'une aide rapide!**  
Le Guide rapide de début et Manuel de l'utilisateur regorgent d'astuces destinées à simplifier l'utilisation de votre produit Philips. Toutefois, si vous ne parvenez pas à résoudre votre problème, nous vous conseillons de consulter notre aide en ligne à l'adresse [www.philips.com/welcome](http://www.philips.com/welcome) ou par téléphone:

1-800-661-6142 (téléphone) 1-888-PHILIPS (744-5477) (anglais) Vallez à notre votre produit à partir de main (et modèle / numéro de série)



**Necesita ayuda inmediata?**  
Lea primero la Guía rápida del cliente o el Manual del usuario, en donde encontrará consejos que le ayudarán a definir el funcionamiento de su producto Philips. Si después de leerlo aún necesita ayuda, consulte nuestro servicio de asistencia en línea en [www.philips.com/welcome](http://www.philips.com/welcome) o llame al teléfono:

1-888-PHILIPS (744-5477) y tenga a mano el producto (y número de modelo / serie)

**SBT310B/37**

**EN**

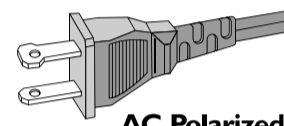
Congratulations on your purchase and welcome to Philips!

To fully benefit from the support that Philips offers, register your product at [www.philips.com/welcome](http://www.philips.com/welcome).


## Safety

### Important Safety Instructions

- Read these instructions.
- Keep these instructions.
- Heed all warnings.
- Follow all instructions.
- Do not use this apparatus near water.
- Clean only with dry cloth.
- Do not block any ventilation openings. Install in accordance with the manufacturer's instructions.
- Do not install near any heat sources such as radiators, heat registers, stoves, or other apparatus (including amplifiers) that produce heat.
- Do not defeat the safety purpose of the polarized or grounding-type plug. A polarized plug has two blades with one wider than the other. A grounding type plug has two blades and a third grounding prong. The wide blade or the third prong are provided for your safety. If the provided plug does not fit into your outlet, consult an electrician for replacement of the obsolete outlet.



**AC Polarized Plug**

- Protect the power cord from being walked on or pinched, particularly at plugs, convenience receptacles, and the point where they exit from the apparatus.
  - Only use attachments/accessories specified by the manufacturer.
  - Use only with the cart, stand, tripod, bracket, or table specified by the manufacturer or sold with the apparatus. When a cart is used, use caution when moving the cart/apparatus combination to avoid injury from tip-over.
- 
- Unplug this apparatus during lightning storms or when unused for long periods of time.
  - Refer all servicing to qualified service personnel. Servicing is required when the apparatus has been damaged in any way, such as power-supply cord or plug is damaged, liquid has been spilled or objects have fallen into the apparatus, the apparatus has been exposed to rain or moisture, does not operate normally, or has been dropped.

- Battery usage CAUTION – To prevent battery leakage which may result in bodily injury, property damage, or damage to the unit:**
  - Install all batteries correctly, + and - as marked on the unit.
  - Remove batteries when the unit is not used for a long time.
  - Perchlorate Material-special handling may apply. See [www.dtsc.ca.gov/hazardouswaste/perchlorate](http://www.dtsc.ca.gov/hazardouswaste/perchlorate).

- Apparatus shall not be exposed to dripping or splashing, keep it away from direct sunlight, naked flames or heat.**

## Warning

- Never remove the casing of this apparatus.
- Never lubricate any part of this apparatus.
- Never place this apparatus on other electrical equipment.
- Keep this apparatus away from direct sunlight, naked flames or heat.
- Ensure that you always have easy access to the power cord, plug or adaptor to disconnect this apparatus from the power.
- Where the plug of the Direct Plug-in Adapter is used as the disconnect device, the disconnect device shall remain readily operable.

Risk of overheating! Never install this apparatus in a confined space. Always leave a space of at least four inches around this apparatus for ventilation. Ensure curtains or other objects never cover the ventilation slots on this apparatus.

## Notice

### Notice of compliance

### Modifications

The user is cautioned that changes or modifications not expressly approved by the party responsible for compliance could void the user's authority to operate the equipment.

## FCC & RSS compliance statement

This device complies with Part 15 of the FCC Rules and Industry Canada licence-exempt RSS standard(s). Operation is subject to the following two conditions:

- This device may not cause harmful interference, and
- This device must accept any interference received, including interference that may cause undesired operation.

## FCC Radiation Exposure Statement

This equipment complies with FCC's and IC's RF radiation exposure limits set forth for an uncontrolled environment. The antenna(s) used for this transmitter must be installed and operated to provide a separation distance of at least 20 cm from all persons and must not be collocated or operating in conjunction with any other antenna or transmitter. Installers must ensure that 20cm separation distance will be maintained between the device (excluding its handset) and users.

## FCC rules

This equipment has been tested and found to comply with the limits for a Class B digital device, pursuant to Part 15 of the FCC Rules. These limits are designed to provide reasonable protection against harmful interference in a residential installation. This equipment generates, uses and can radiate radio frequency energy and, if not installed and used in accordance with the instructions, may cause harmful interference to radio communications. However, there is no guarantee that interference will not occur in a particular installation.

If this equipment does cause harmful interference to radio or television reception, which can be determined by turning the equipment off and on, the user is encouraged to try to correct the interference by one or more of the following measures:

- Reorient or relocate the receiving antenna.
- Increase the separation between the equipment and receiver;
- Connect the equipment into an outlet on a circuit different from that to which the receiver is connected.
- Consult the dealer or an experienced radio/TV technician for help.

## Canada:

This Class B digital apparatus complies with Canadian ICES-003.

## Disposal of your old product and batteries

Your product is designed and manufactured with high quality materials and components, which can be recycled and reused.

Never dispose of your product with other household waste. Please inform yourself about the local rules on the separate collection of electrical and electronic products and batteries. The correct disposal of these products helps prevent potentially negative consequences on the environment and human health.

Your product contains batteries, which cannot be disposed of with normal household waste.

Please inform yourself about the local rules on separate collection of batteries. The correct disposal of batteries helps prevent potentially negative consequences on the environment and human health.

Please visit [www.recycle.philips.com](http://www.recycle.philips.com) for additional information on a recycling center in your area.

## Information about the use of batteries:

### Caution

- Risk of leakage: Only use the specified type of batteries. Do not mix new and used batteries. Do not mix different brands of batteries. Observe correct polarity. Remove batteries from products that are not in use for a longer period of time. Store batteries in a dry place.
- Risk of injury: Wear gloves when handling leaking batteries. Keep batteries out of reach of children and pets.
- Risk of explosion: Do not short circuit batteries. Do not expose batteries to excessive heat. Do not throw batteries into the fire. Do not damage or disassemble batteries. Do not recharge non-rechargeable batteries.

## Environmental information

All unnecessary packaging has been omitted. We have tried to make the packaging easy to separate into three materials: cardboard (box), polystyrene foam (buffer) and polyethylene (bags, protective foam sheet.)

Your system consists of materials which can be recycled and reused if disassembled by a specialized company. Please observe the local regulations regarding the disposal of packaging materials, exhausted batteries and old

### Note

- The type plate is located on the bottom of the apparatus.

Register online at [www.philips.com/welcome](http://www.philips.com/welcome) today to get the very most from your purchase.

Registering your model with PHILIPS makes you eligible for all of the valuable benefits listed below so don't miss out. Register online at [www.philips.com/welcome](http://www.philips.com/welcome) to ensure:

### \*Product Safety Notification

By registering your product, you'll receive notification - directly from the manufacturer:

### \*Additional Benefits

Registering your product guarantees that you'll receive all of the privileges to which you're entitled, including special money-saving offers.

## PHILIPS

Congratulations on your purchase, and welcome to the "family!"

### Dear PHILIPS product owner:

Thank you for your confidence in PHILIPS. You've selected one of the best-built, best-backed products available today. We'll do everything in our power to keep you happy with your purchase for many years to come.

As a member of the PHILIPS "family," you're entitled to protection by one of the most comprehensive warranties in the industry. What's more, your purchase guarantees you'll receive all the information and special offers for which you qualify, plus easy access to accessories from our convenient home shopping network.

Most importantly, you can count on our uncompromising commitment to your total satisfaction. All of this is our way of saying welcome - and thanks for investing in a PHILIPS product.

PS. To get the most from your PHILIPS purchase, be sure to register online at: [www.philips.com/welcome](http://www.philips.com/welcome)

## PHILIPS

Visit our World Wide Web Site at <http://www.philips.com/welcome>

## PHILIPS LIMITED WARRANTY ONE (1) YEAR

### WARRANTY COVERAGE:

PHILIPS warranty obligation is limited to the terms set forth below.

### WHO IS COVERED:

Philips warrants the product to the original purchaser or the person receiving the product as a gift against defects in materials and workmanship as based on the date of original purchase ("Warranty Period") from an Authorized Dealer. The original sales receipt showing the product name and the purchase date from an authorized dealer is considered such proof.

### WHAT IS COVERED:

The Philips warranty covers new products if a defect in material or workmanship occurs and a valid claim is received by Philips within the Warranty Period. At its option, Philips will either (1) repair the product at no charge, using new or refurbished replacement parts; or (2) exchange the product with a product that is new or which has been manufactured from new, or serviceable used parts and is at least functionally equivalent or most comparable to the original product in Philips current inventory; or (3) refund the original purchase price of the product. Philips warrants replacement products or parts provided under this warranty against defects in materials and workmanship from the date of the replacement or repair for ninety (90) days or for the remaining portion of the original product's warranty, whichever provides longer coverage for you. When a product or part is exchanged, any replacement item becomes your property and the replaced item becomes Philips' property. When a refund is given, your product becomes Philips' property. Note: Any product sold and identified as refurbished or renewed carries a ninety (90) day limited warranty.

Replacement product can only be sent if all warranty requirements are met. Failure to follow all requirements can result in delay.

### WHAT IS NOT COVERED - EXCLUSIONS AND LIMITATIONS:

This Limited Warranty applies only to the new products manufactured by or for Philips that can be identified by the trademark, trade name, or logo affixed to it. This Limited Warranty does not apply to any non-Philips hardware product or any software, even if packaged or sold with the product. Non-Philips manufacturers, suppliers, or publishers may provide a separate warranty for their own products packaged with the bundled product.

Philips is not liable for any damage to or loss of any programs, data, or other information stored on any media contained within the product, or any non-Philips product or part not covered by this warranty. Recovery or restoration of programs, data or other information is not covered under this Limited Warranty.

This warranty does not apply (a) to damage caused by accident, abuse, misuse, neglect, misapplication, or non-Philips product, (b) to damage caused by service performed by anyone other than Philips or Philips Authorized Service Location, (c) to a product or a part that has been modified without the written permission of

Philips, or (d) if any Philips serial number has been removed or defaced, or (e) product, accessories or consumables sold "AS IS" without warranty of any kind by including refurbished Philips product sold "AS IS" by some retailers.

### THIS LIMITED WARRANTY DOES NOT COVER:

- Shipping charges to return defective product to Philips.
- Labor charges for installation or setup of the product, adjustment of customer controls on the product, and installation or repair of antennal/signal source systems outside of the product.
- Product repair and/or part replacement because of improper installation or maintenance, connections to improper voltage supply, power line surges, lightning damage, retained images or screen markings resulting from viewing fixed stationary content for extended periods, product cosmetic appearance items due to normal wear and tear, unauthorized repair or other cause not within the control of Philips.
- Damage or claims for products not being available for use, or for lost data or lost software.
- Damage from mishandled shipments or transit accidents when returning product to Philips.
- A product that requires modification or adaptation to enable it to operate in any country other than the country for which it was designed, manufactured, approved and/or authorized, or repair of products damaged by these modifications.
- A product used for commercial or institutional purposes (including but not limited to rental purposes).
- Product lost in shipment and no signature verification receipt can be provided.
- Failure to operate per Owner's Manual.

**TO OBTAIN ASSISTANCE IN THE U.S.A., PUERTO RICO, OR U.S. VIRGIN ISLANDS...**  
1-800-661-6142 (French Speaking)  
1-888-PHILIPS (1-888-744-5477)  
Contact Philips Customer Care Center at:

**TO OBTAIN ASSISTANCE IN CANADA...**  
1-800-661-6142 (French Speaking)  
1-888-PHILIPS (1-888-744-5477) - (English or Spanish Speaking)

**REPAIR OR REPLACEMENT AS PROVIDED UNDER THIS WARRANTY IS THE EXCLUSIVE REMEDY FOR THE CONSUMER. PHILIPS SHALL NOT BE LIABLE FOR ANY INCIDENTAL OR CONSEQUENTIAL DAMAGES FOR BREACH OF ANY EXPRESS OR IMPLIED WARRANTY ON THIS PRODUCT, EXCEPT TO THE EXTENT PROHIBITED BY APPLICABLE LAW. ANY IMPLIED WARRANTY OF MERCHANTABILITY OR FITNESS FOR A PARTICULAR PURPOSE ON THIS PRODUCT IS LIMITED IN DURATION TO THE DURATION OF THIS WARRANTY.**

Some states do not allow the exclusion or limitation of incidental or consequential damages, or allow limitations on how long an implied warranty lasts, so the above limitations or exclusions may not apply to you.

This warranty gives you specific legal rights. You may have other rights which vary from state/province to state/province.  
Philips, P.O. Box 10313 Stamford, CT 06904  
3140 035 30201

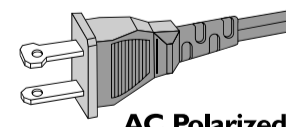
## ES

Felicidades por la adquisición y bienvenido a Philips. Para sacar el mayor partido a la asistencia que proporciona Philips, registre el producto en [www.philips.com/welcome](http://www.philips.com/welcome).

## Seguridad

### Instrucciones de seguridad importantes

- Lea estas instrucciones.
- Guarde estas instrucciones.
- Preste atención a todas las advertencias.
- Siga todas las instrucciones.
- No use este aparato cerca del agua.
- Utilice únicamente un paño seco para la limpieza.
- No bloquee las aberturas de ventilación. Realice la instalación de acuerdo con las indicaciones del fabricante.
- No instale cerca ninguna fuente de calor como, por ejemplo, radiadores, rejillas de calefacción, hornos u otros aparatos que produzcan calor (incluidos los amplificadores).
- No omita la opción de seguridad que ofrecen los enchufes polarizados o con conexión a tierra. Un enchufe polarizado tiene dos conectores planos, uno más ancho que el otro. Un enchufe con conexión a tierra tiene dos conectores planos y un tercer conector de conexión a tierra. El conector plano más ancho y el tercer conector le ofrecen seguridad adicional. Si el enchufe suministrado no encaja correctamente en la toma de corriente, consulte a un electricista para cambiar el conector obsoleto.



**AC Polarized Plug**

- Evite que el cable de alimentación se pise o se doble, en particular junto a los enchufes, tomas de corriente y en el punto donde sale del aparato.
- Use exclusivamente los dispositivos/accesorios indicados por el fabricante.
- Use únicamente el carrito, soporte, trípode o mesa indicados por el fabricante o que se incluya con el aparato. Cuando use un carrito, tenga cuidado al mover juntos el carrito y el aparato para evitar lesiones, ya que se puede volcar.



- Desenchufe el aparato durante las tormentas eléctricas o cuando no lo utilice durante un periodo largo de tiempo.

- El servicio técnico debe realizarlo siempre personal cualificado. Se requerirá servicio de asistencia técnica cuando el aparato sufra algún tipo de daño como, por ejemplo, que el cable de alimentación o el enchufe estén dañados, que se haya derramado líquido o hayan caído objetos dentro del aparato, que éste se haya expuesto a la lluvia o humedad, que no funcione normalmente o que se haya caído.

- ATENCIÓN con el uso de las pilas. Para evitar fugas de las pilas que puedan causar lesiones corporales, daños en la propiedad o a la unidad:
  - Instale todas las pilas correctamente, siguiendo las indicaciones de los polos + y - de la unidad.
  - Quite las pilas cuando no use la unidad durante un periodo largo de tiempo.
  - Material de perclorato: es posible que requiera una manipulación específica. Consulte [www.dtsc.ca.gov/hazardouswaste/perchlorate](http://www.dtsc.ca.gov/hazardouswaste/perchlorate).

- El aparato no debe exponerse a goteos ni salpicaduras, manténgalo alejado de la luz solar directa, las llamas o el calor.

## Advertencia

- No quite nunca la carcasa de este aparato.
- No lubrique ninguna pieza de este aparato.
- No coloque nunca este aparato sobre otro equipo eléctrico.
- No exponga el aparato a la luz solar directa, al calor o a las llamas.
- Asegúrese de tener siempre un fácil acceso al cable de alimentación, al enchufe o al adaptador para desconectar el aparato de la corriente.
- Si se utiliza el enchufe del adaptador Direct Plug-in Adapter como dispositivo de desconexión, éste debe estar siempre

## Declaración de conformidad con FCC y RSS

Este dispositivo cumple con la Parte 15 del Reglamento de la FCC y los estándares RSS exentos de licencia de la industria canadiense. El funcionamiento está sujeto a dos condiciones:

- Este dispositivo no puede causar interferencias dañinas y
- Este dispositivo debe aceptar cualquier interferencia que reciba, incluyendo aquellas que puedan causar un funcionamiento no deseado.

## Declaración sobre la exposición a las radiaciones de la FCC

Este equipo cumple con los límites de exposición a las radiaciones de radiofrecuencia que establece la FCC e IC para proteger el medio ambiente. Las antenas utilizadas para este transmisor deben instalarse y ponerse en funcionamiento para proporcionar una distancia mínima de 20 cm de separación de todas las personas y no deben colocarse ni funcionar junto con cualquier otra antena o transmisor. Los instaladores deben asegurarse de que se mantiene una distancia de 20 cm de separación entre el dispositivo (excluido el microteléfono) y los usuarios.

## Reglamento FCC

Este equipo ha sido probado y cumple los límites establecidos para los dispositivos digitales de clase B, de acuerdo con la sección 15 del reglamento FCC. Estos límites se han establecido para proporcionar una protección razonable contra las interferencias perjudiciales en instalaciones particulares. Este equipo genera, utiliza y puede irradiar energía en forma de radiofrecuencia y, si no se instala y utiliza de acuerdo con las instrucciones, puede originar interferencias perjudiciales en las comunicaciones de radio. No obstante, no hay garantías de que no se produzcan interferencias en una instalación particular;

Si el equipo causa interferencias perjudiciales en la recepción de radio o televisión, que se puedan percibir encendiendo y apagando el equipo, se recomienda al usuario que intente corregirlas tomando una o más de las siguientes medidas:

- Cambiar la orientación de la antena receptora o colocarla en otra ubicación.
- Aumente la separación entre el equipo y el receptor;
- Conectar el equipo a una toma de corriente de un circuito distinto al que está conectado el receptor;
- Para obtener ayuda, póngase en contacto con el distribuidor o con un técnico de radio o televisión con experiencia.

## Canadá:

Este aparato digital de clase B cumple la regulación canadiense ICES-003.

## Cómo deshacerse del producto antiguo y de las pilas

El producto ha sido diseñado y fabricado con materiales y componentes de alta calidad que pueden reciclarse y reutilizarse.

Nunca se deshaga del producto con el resto de la basura doméstica. Infórmese de la legislación local sobre la recogida selectiva de pilas y productos eléctricos y electrónicos. La eliminación correcta de estos productos ayuda a evitar consecuencias potencialmente negativas para el medio ambiente y la salud humana.

Este producto contiene pilas que no se pueden desechar con la basura normal del hogar.

Infórmese de la legislación local sobre la recogida selectiva de baterías. La eliminación correcta de las baterías ayuda a evitar consecuencias potencialmente negativas para el medio ambiente y la salud humana. Visite [www.recycle.philips.com](http://www.recycle.philips.com) para obtener más información sobre un centro de reciclaje de su zona.