


EPSON

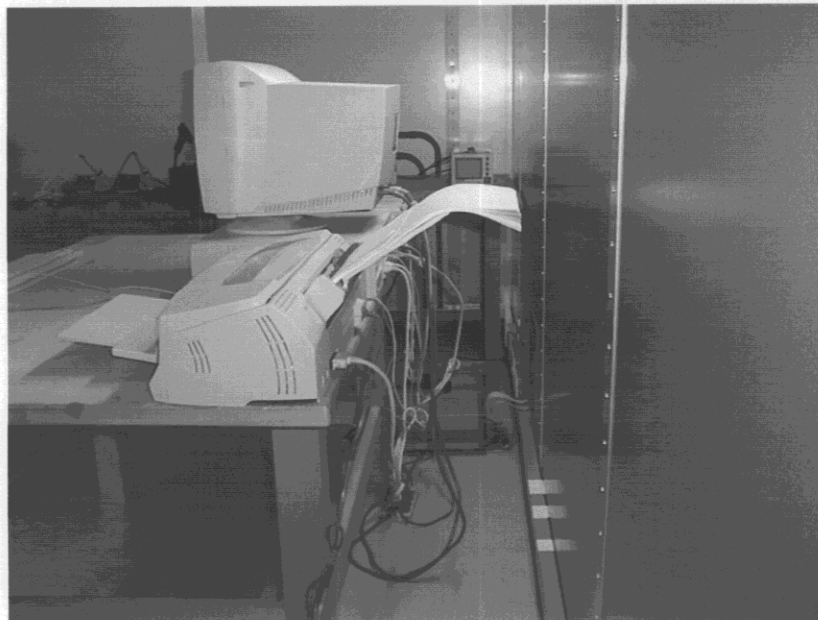
SEIKO EPSON CORPORATION

4-2 Photographs of Conducted Emission Test

Mode 1 : Parallel I/F



Front view



Rear view


Test set-up complies with ANSI C63.4 - 1992

This configuration of the equipment and cable produce the highest conducted emissions.

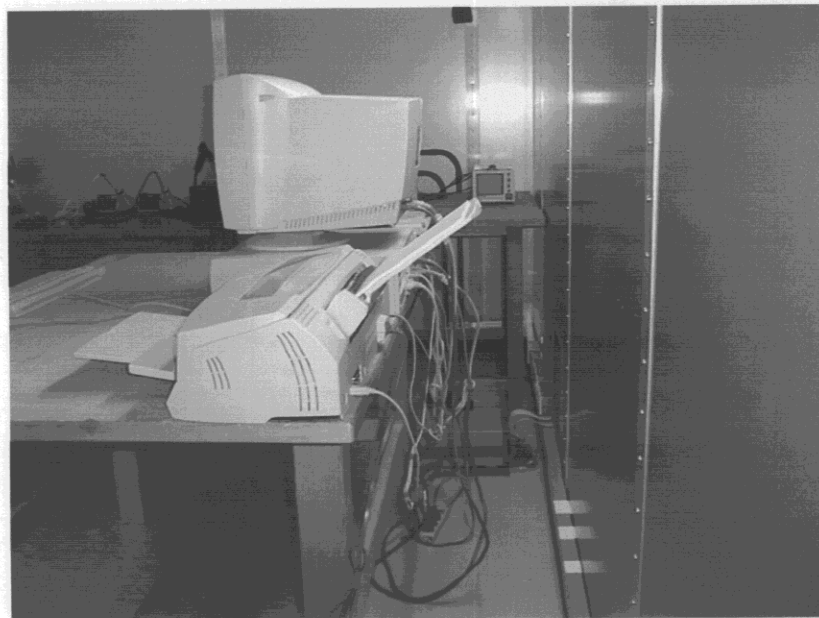
EPSON

SEIKO EPSON CORPORATION

Mode 2 : USB I/F



Front view



Rear view


Test set-up complies with ANSI C63.4 - 1992

This configuration of the equipment and cable produce the highest conducted emissions.


EPSON

SEIKO EPSON CORPORATION

Mode 3 : Serial I/F



Front view



Rear view

Test set-up complies with ANSI C63.4 - 1992


This configuration of the equipment and cable produce the highest conducted emissions.

EPSON


SEIKO EPSON CORPORATION

4-4 Photographs of Radiated Emission Test

Mode 1 : Parallel I/F



Front view



Rear view


Test set-up complies with ANSI C63.4 - 1992

This configuration of the equipment and cable produce the highest radiated emissions.


EPSON

SEIKO EPSON CORPORATION

Mode 2 : USB I/F



Front view



Rear view


Test set-up complies with ANSI C63.4 - 1992

This configuration of the equipment and cable produce the highest radiated emissions.


EPSON

SEIKO EPSON CORPORATION

Mode 3 : Serial I/F



Front view



Rear view

Test set-up complies with ANSI C63.4 - 1992

This configuration of the equipment and cable produce the highest radiated emissions.