



---

**APPENDIX 3: Photographs of Test Setup**


**Radiated Spurious Emission**



**Front**



**Rear (Below 1 GHz)**



**Rear (Above 1 GHz)**

---

**Pre-check of Worst Case Position**

**X-axis**



**Y-axis**




**Z-axis**




---

## Antenna Terminal Conducted Tests



**Photo 1**



**Photo 2**

**End of Report**