

APPENDIX 3: Photographs of Test Setup

Radiated Spurious Emission



Front



Rear (Below 1 GHz)



Rear (Above 1 GHz)

Pre-check of Worst Case Position

X-axis



Y-axis



Z-axis



Antenna Terminal Conducted Tests




Photo 1




Photo 2

End of Report