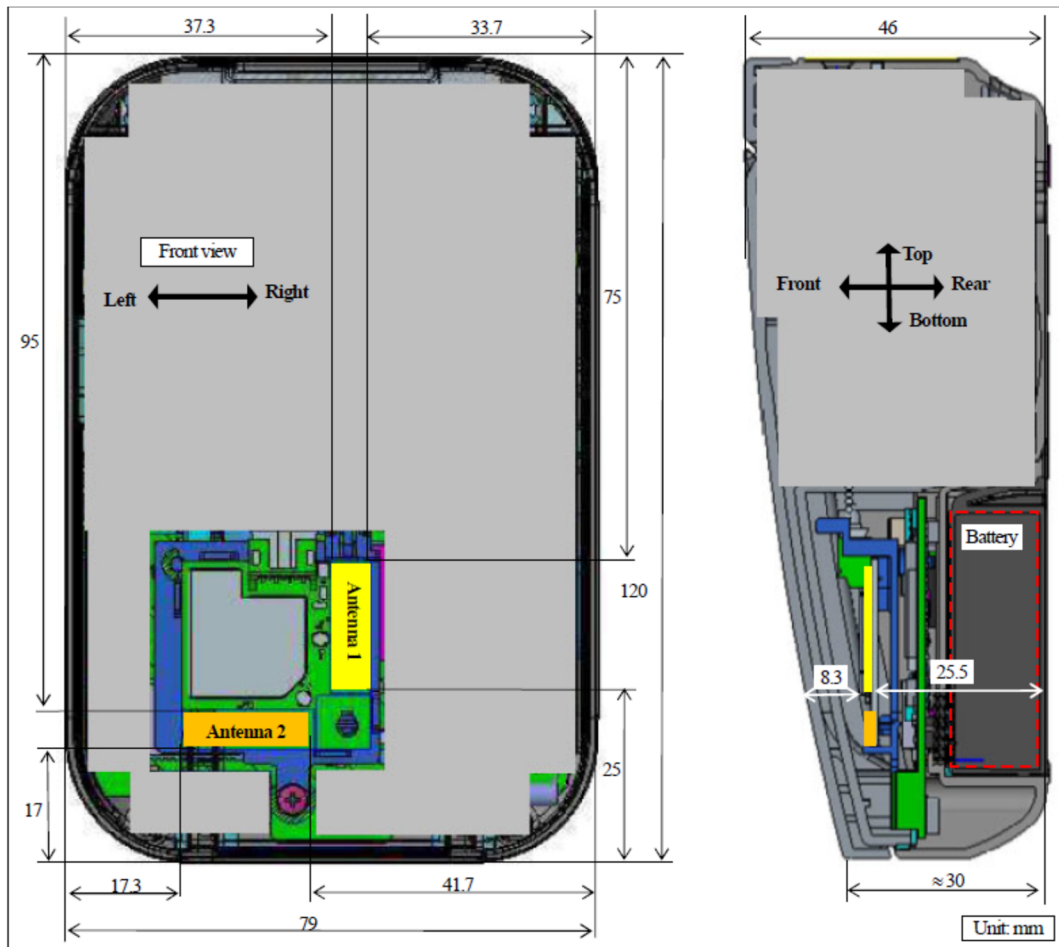


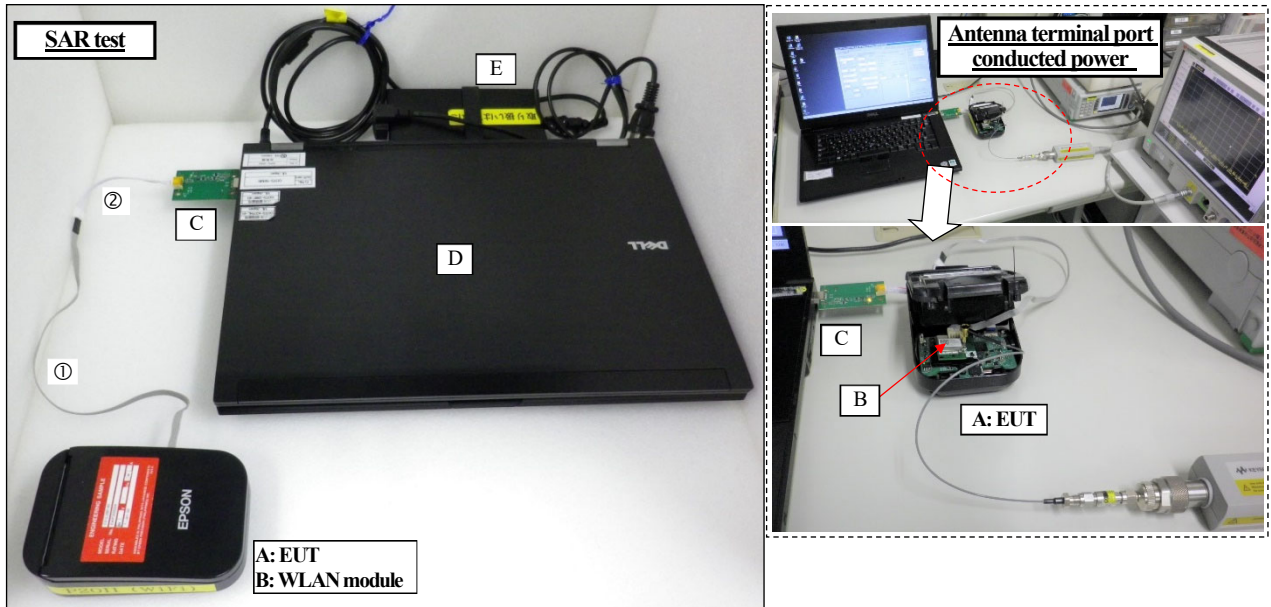
APPENDIX 1: Photographs of test setup

Appendix 1-1: Photograph of EUT and antenna position



* Size of EUT: 79 mm (W) × 120 mm (D) × 46 mm (H)

Appendix 1-2: EUT and support equipment






















Description of EUT and Support Equipment

No.	Item	Model number	Serial number	Manufacturer	Remark
A	Printer	M381A	EWAF000024	Seiko Epson Corporation	EUT.
B	WLAN Module	J26H005	106FD9675097	Foxconn	*, Installed into EUT.
C	USB IF PCB	-	-	Foxconn	Support equipment.
D	Laptop PC (ctrl#:SPC-S03)	Latitude E6500	30326706285	DELL	Support equipment. (Host PC)
E	AC Adaptor (for item D, Laptop PC)	FA90PE0-00	-	DELL	Support equipment. DC cable: 1.7m, AC cable: 0.9m



List of cables used

No.	Name	Length (m)	Shield	No.	Name	Length (m)	Shield
①	Ribbon flat cable (1)	0.4	Unshielded	②	Ribbon flat cable (2)	0.1	Unshielded











Appendix 1-3: Photograph of test setup

Position	Setup photographs		
Front (Body-touch, D: 0mm) (Photo.P1)	(Front view/Flat-phantom) 	(Front-left view/Flat-phantom) 	(Front-right view/Flat-phantom) 
	(Left view/Flat-phantom) 	(Right view/Flat-phantom) 	(Overall view) 
			
Bottom (Body-touch, D: 0mm) (Photo.P2)	(Front view/Flat-phantom) 	(Bottom view/Flat-phantom) 	(Overall view) 
	(Left view/Flat-phantom) 	(Right view/Flat-phantom) 	(no photograph in here)
			
Left (Body-touch, D: 0mm) (Photo.P3)	(Front view/Flat-phantom) 	(Bottom view/Flat-phantom) 	(Overall view) 
	(Left view/Flat-phantom) 	(Right view/Flat-phantom) 	(no photograph in here)
			

Appendix 1-3: Photograph of test setup (cont'd)

Position	Setup photographs		
Right (Body-touch, D: 0mm (Photo.P4))	(Front view/Flat-phantom) 	(Bottom view/Flat-phantom) 	(Overall view) 
	(Left view/Flat-phantom) 	(Right view/Flat-phantom) 	(no photograph in here)
	(Front view/Flat-phantom) 	(Bottom view/Flat-phantom) 	
Rear (Body-touch, D: 0mm (Photo.P5))	(Left view/Flat-phantom) 	(Right view/Flat-phantom) 	(no photograph in here)
	(Front view/Flat-phantom) 	(Front cross view/Flat-phantom) 	
	Top (Body-touch, D: 0mm (Photo.P6))	(Left view/Flat-phantom) 	(Right view/Flat-phantom) 

Appendix 1-3: Photograph of test setup (cont'd)

Position	Setup photographs		
Front * Repeat (Body-touch, D: 0mm (Photo.P7))	(Front view/Flat-phantom) 	(Front-left view/Flat-phantom) 	(Front-right view/Flat-phantom) 
	(Left view/Flat-phantom) 	(Right view/Flat-phantom) 	(no photograph in here)
Front * No device holder (Body-touch, D: 0mm (Photo.P8))	(Front view/Flat-phantom) 	(Front-left view/Flat-phantom) 	(Front-right view/Flat-phantom) 
	(Left view/Flat-phantom) 	(Right view/Flat-phantom) 	(Overall view) 