




## 11 SETUP PHOTOS



### ANTENNA PORT CONDUCTED RF MEASUREMENT SETUP




**RADIATED RF MEASUREMENT SETUP**




**RADIATED RF MEASUREMENT SETUP FOR PORTABLE CONFIGURATION**




Y-AXIS FRONT PHOTO



Y-AXIS BACK PHOTO



Z-AXIS FRONT PHOTO



Z-AXIS BACK PHOTO



**END OF REPORT**

Page 69 of 69

**UL Japan, Inc. Shonan EMC Lab.**

1-22-3 Megumigaoka, Hiratsuka-shi, Kanagawa-ken, 259-1220 JAPAN

TEL: +81 463 50 6400 FAX: +81 463 50 6401

*This report shall not be reproduced except in full, without the written approval of UL Japan, Inc.*