




APPENDIX 3: Photographs of test setup

Conducted Emission





Radiated Spurious Emission

Below 1 GHz




Above 1 GHz




Pre-check of Worst Case Position

X-axis



Y-axis



Z-axis



End of Report