

**APPENDIX 3: Photographs of test setup**

**Conducted Emission**

Front




Side




### Radiated Spurious Emission


Front (below 1GHz)




Rear (below 1GHz)



Front (above 1 GHz)



Rear (above 1 GHz)




### Pre-check of Worst Case Position


X-axis



Y-axis



Z-axis



**End of Report**