


APPENDIX 3: Photographs of test setup

Radiated Spurious Emission


Front




Rear (Below 1 GHz)




Rear (1 GHz - 13 GHz)



Rear (13 GHz - 18 GHz)



Rear (18 GHz - 26 GHz)



Worst Case Position

X-axis



Y-axis



Z-axis



End of Report