




APPENDIX 3: Photographs of test setup

Radiated Spurious Emission

below 1 GHz




above 1 GHz




Pre-check of Worst Case Position

**WLAN
X-axis**




**BT LE
X-axis**



Y-axis




Y-axis



Z-axis



Z-axis



End of Report