



# Wireless Audio Setup

## Package Contents

Use the following items with GE TVs.



Headset



Subwoofer



Soundbar



Wallmount for Soundbar



Screws (x3) for Soundbar



Tranceiver



Save all packaging materials for future shipping needs.

For TG120 only (after TV is already setup)

- 1** Plug one end of the power cord (included) to a wireless audio device, for example, the soundbar, as shown below. Plug the other end of the power cord to an AC power source like a wall outlet or power strip.



Back of Soundbar



Power source (wall outlet)

- 2** Turn the TV on by pressing the power button on the **GE Remote Control**.

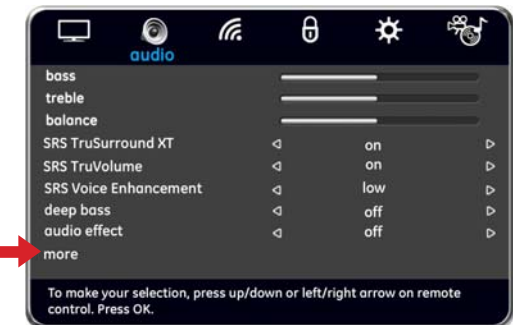


GE TV



Power button

- 3** Press the **MENU** button on the **GE Remote Control**, select the **audio** menu, select **more**.



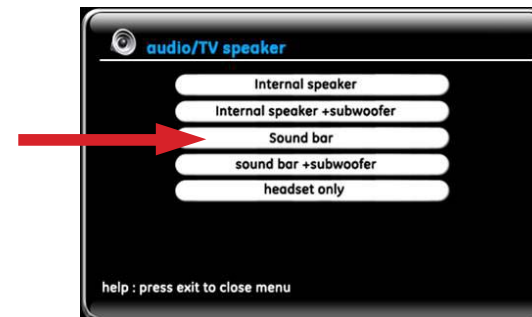
more

- 4** The **audio/more** screen appears as shown below. Select **TV speaker options**.

TV speaker options



- 5** The **audio/TV speaker** screen appears as shown below. Select **Soundbar**.



**6**



pair end.



exit

**7**

## Wallmounting the Soundbar



**1** Install batteries in the traneiver as shown below.



© 2009.



is a trademark of General Electric Company and is under license by General Displays and Technologies, 14245 Pipeline Avenue, Chino, California 91710.

Doc #: Wireless Audio SU\_v.001\_Eng\_15APR09.

FCC Regulations state that unauthorized changes or modifications to this equipment may void the user's authority to operate it.

This device complies with Part 15 of the FCC rules. Operation is subject to the following two conditions:

- (1) This device may not cause harmful interference.
- (2) This device must accept any interference received, including interference that may cause undesired operation.

**RF Exposure Warning:** This equipment complies with FCC RF exposure limits set forth for an uncontrolled environment. The equipment must not be co-located or operating in conjunction with any other antenna or transmitter.

**Industry Canada Regulatory Information**

Operation is subject to the following two conditions:

- (1) This device may not cause harmful interference.
- (2) This device must accept any interference received, including interference that may cause undesired operation.

The user is cautioned that this device should be used only as specified within this manual to meet RF exposure requirements. Use of this device in a manner inconsistent with this manual could lead to excessive RF exposure conditions.