




8. SETUP PHOTOS


RADIATED EMISSION (30-1000 MHz)





AC MAINS LINE CONDUCTED EMISSION (0.15-30 MHz)






RADIATED EMISSIONS (0.009-30 MHz)



FREQUENCY STABILITY

TEMPERATURE CHAMBER



END OF REPORT