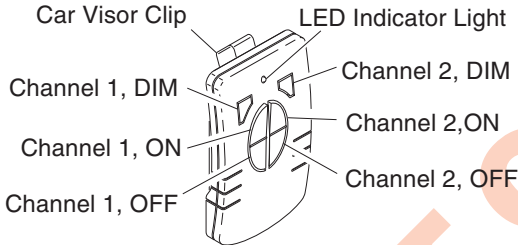
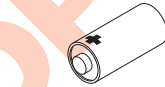


Features

- Eight selectable channels available, so multiple remotes can be used in the same home.
- Car visor clip included for convenience.



Remote Control



Operation

Eight selectable channels allow the user to operate several systems at different locations in your home. If purchasing more than one wireless control system, select different operating channels for each system or they will interact with each other.

1. Install alkaline 12-volt remote battery (A23 type).

Remove cover from back of transmitter by pressing on it with your thumb and sliding it off as shown in Figure 1. Using outline of battery chamber as a guide, align battery with chamber and insert battery into remote. Slide cover back onto transmitter.

2. Remote Control Functions.

Channel 1/2 ON: Turns ON any devices set to the same channel as this remote control.

Channel 1/2 OFF: Turns OFF any devices set to the same channel as this remote control.

Channel 1/2 DIM: Activates the DIM feature for any devices used with this remote control that have the DIM feature built-in.

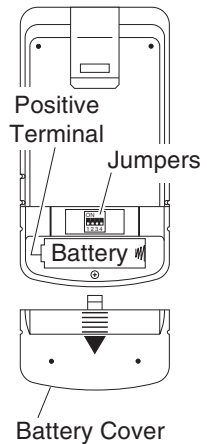


Figure 1

Car Visor Clip

The remote control is equipped with a removable car visor clip for added convenience. The car visor clip may be removed to allow the remote to lie flat on table tops or other horizontal surfaces.

- 1. Attach car visor clip to car visor as shown in Figure 3.**
- 2. To remove car visor clip.** Insert a small flat-head screw driver into slot on back of remote. Gently push portion of clip inside of remote with screwdriver while pulling clip out of remote from top (see Figure 4).

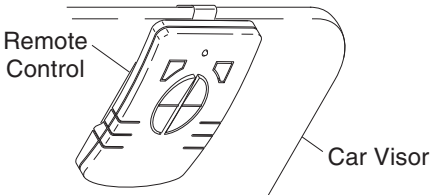


Figure 3

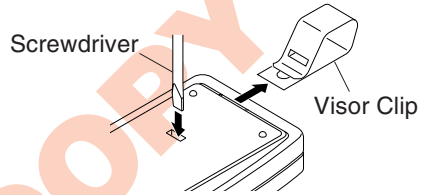
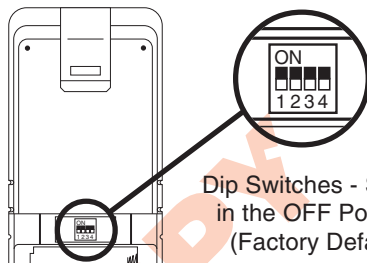


Figure 4

Channel Settings

Note: Most installations will not require you to change any of the dip switches on your plug-in module or remote control.

The remote control communicates by using channels that can be changed by sliding dip switches into the ON or OFF [on some switches the numbers 1 (ON) and/or 0 (OFF) are used] position on the remote control. The channel is factory set; however, there are 3 switches (8 selectable channels) that allow you to expand your system and prevent outside interference. Other wireless products may cause interference and the system may not function properly. Follow the instructions below for setting a new channel.



Dip Switches - Shown in the OFF Position (Factory Default)

Figure 5

1. Open the cases and locate dip switches on both the remote control and outdoor module (see Figure 5).
2. The remote control and outdoor module both have two positions (ON and OFF) on each of the four dip switches. Dip switches 1 through 3 are used for setting the channel. Position 4 is not used and must remain in OFF position.
3. To change the channel, slide dip switches to ON or OFF as needed. It is recommended to only change one dip switch at a time and then check to see if system is functioning properly. Note: Dip switches in positions 1 through 3 must be in the exact same configuration on both the remote control and the device it is intended to operate to function properly.

Specifications

Range Up to 100 feet (30.5 m)
Battery 12-volt alkaline (A23 type)

Troubleshooting Guide

If you experience a problem, follow this guide. You may also want to visit our Web site at: www.desatech.com. If the problem persists, call for assistance at **1-800-858-8501**, 7:30 AM to 4:30 PM Central Time weekdays. You may also write to: DESA International, Inc.

P.O. Box 90004, Bowling Green, KY 42102-9004

Do not send products.

SYMPTOM	POSSIBLE CAUSE
Device does not come on.	<ol style="list-style-type: none">1. Device is defective. Try remote using different device.2. Signals from transmitter are being blocked, or transmitter is out of range. Check for metal objects that could block the signal, or reposition the transmitter.3. Weak battery in the transmitter.4. Dip switches on remote and receiver module do not match.
Device does not turn off.	Same as above.
Device comes on randomly.	<ol style="list-style-type: none">1. Short term power line failure.2. Another transmitter using same channel.

Regulatory Information

This device complies with Part 15 of the FCC Rules and RSS-210 of Industry Canada. Operation is subject to the following two conditions: (1) this device may not cause harmful interference, and (2) this device must accept any interference received, including interference that may cause undesired operation.

The user is cautioned that changes or modifications not expressly approved by the party responsible for regulatory compliance could void the user's authority to operate the equipment.

YOUR HEATH®/ZENITH ONE YEAR LIMITED WARRANTY

This is a "Limited Warranty" which gives you specific legal rights. You may also have other rights which vary from state to state or province to province. For a period of one year from the date of purchase, any malfunction caused by factory defective parts or workmanship will be corrected at no charge to you. **Batteries are not covered.** To obtain a refund or a replacement, return the product to the place of purchase.

Not Covered - Repair service, adjustment and calibration due to misuse, abuse or negligence, light bulbs and other expendable items are not covered by this warranty. Unauthorized service or modification of the product or of any furnished component will void this warranty in its entirety. This warranty does not include reimbursement for inconvenience, installation, setup time, loss of use, or unauthorized service.

This warranty covers only Heath®/Zenith assembled products and is not extended to other equipment and components that a customer uses in conjunction with our products.

THIS WARRANTY IS EXPRESSLY IN LIEU OF ALL OTHER WARRANTIES, EXPRESS OR IMPLIED, INCLUDING ANY WARRANTY, REPRESENTATION OR CONDITION OF MERCHANT ABILITY OR THAT THE PRODUCTS ARE FIT FOR ANY PARTICULAR PURPOSE OR USE, AND SPECIFICALLY IN LIEU OF ALL SPECIAL, INDIRECT, INCIDENTAL, OR CONSEQUENTIAL DAMAGES.

REPAIR OR REPLACEMENT SHALL BE THE SOLE REMEDY OF THE CUSTOMER AND THERE SHALL BE NO LIABILITY ON THE PART OF DESA FOR ANY SPECIAL, INDIRECT, INCIDENTAL, OR CONSEQUENTIAL DAMAGES, INCLUDING BUT NOT LIMITED TO ANY LOSS OF BUSINESS OR PROFITS, WHETHER OR NOT FORESEEABLE. Some states or provinces do not allow the exclusion or limitation of incidental or consequential damages, so the above limitation or exclusion may not apply to you. Retain receipt for warranty claims.

Heath®/Zenith reserves the right to discontinue products and to change specifications at any time without incurring any obligation to incorporate new features in products previously sold.