




5.3 Test Instruments Configuration




Pic 1 Front View of the Test Configuration (BASE)



Pic 2 Rear View of the Test Configuration (BASE)



Pic 1 Front View of the Test Configuration (HANDSET)



Pic 2 Rear View of the Test Configuration (HANDSET)

- The test configuration for frequency between 1 GHz to 18 GHz is same as above.

2.3 Test configuration




Fig. 3 Conducted emissions test placement (idle only)



Fig. 4 Conducted emissions test placement (operating only)