



**Xpress Lite Test Setup Photos**  
FCC ID : BGA-XMXP04



**Photo 1 : Car Cradle with FM Direct Adapter**



**Photo 2 :**

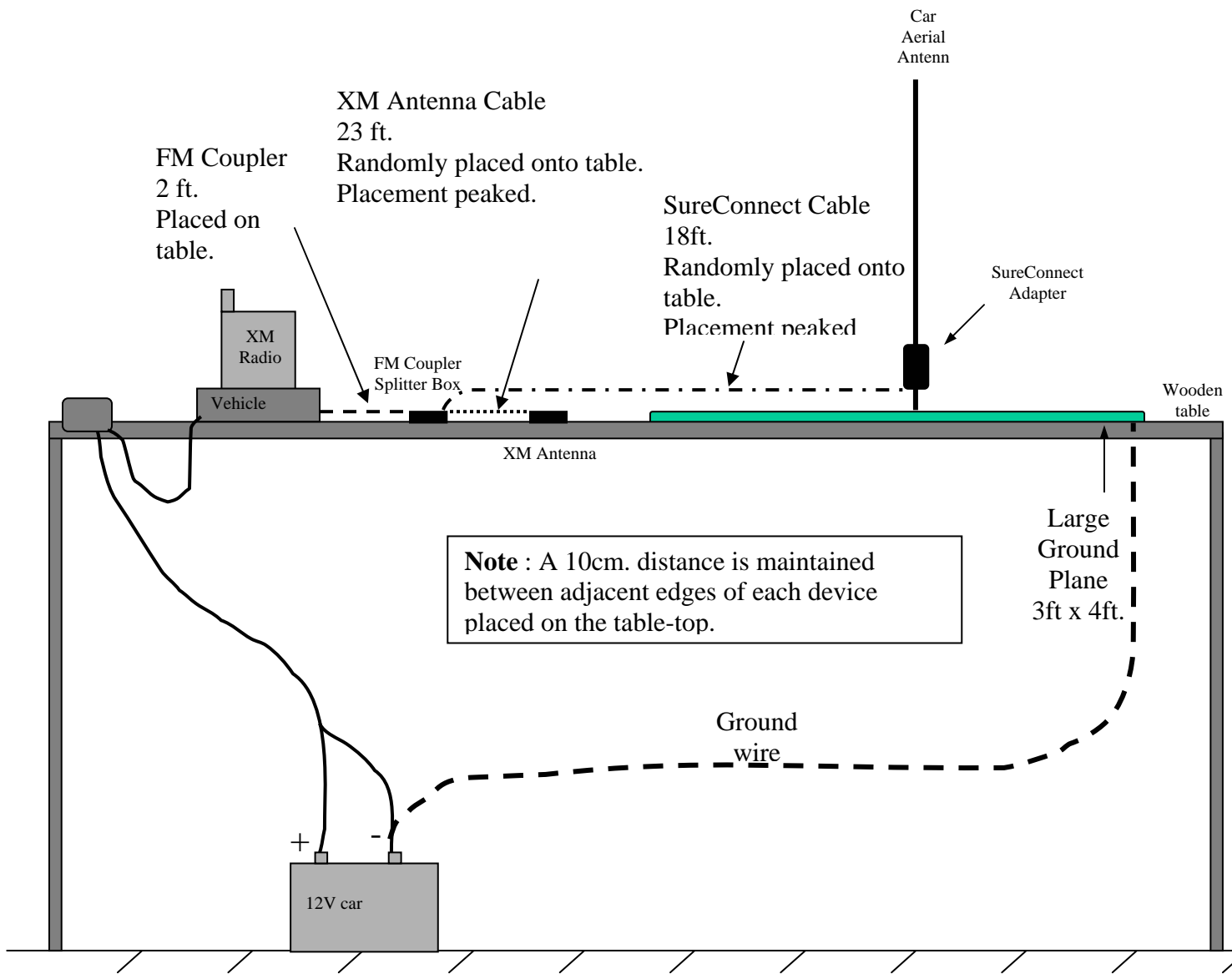



**Photo 3 : Car Cradle with XM Sure-Connect Accessory (Front view)**



**Photo 4 : Car Cradle with XM Sure-Connect Accessory (Rear view)**

In this test setup, the EUT was placed into an Xpress car cradle with an XM SureConnect Adapter attached to the RF jack of the car cradle. An XM car antenna is attached to the SureConnect Adapter's RF connector. A 5V Cigarette adaptor power supply is connected to the radio, and powered by a car battery which is placed on the floor.





**Photo 5 : Occupied Bandwidth**

**IN VEHICLE TEST PHOTOS**



**Photo 6 & 7 : Nissan Maxima**



**Photo 7 & 8 : Toyota Camry**



**Photo 9 & 10 : Chrysler Pacifica**