

TEST SETUP PHOTOGRAPHS (PMA)



Figure 1. E-Field Measurement (Position A)





Figure 2. E-Field Measurement (Position B)

	LGE FCC ID: BEJWC900HO	Model: WC900-HO
Test Set-Up Photos	EUT Type: Vehicle Wireless Charger System	Page 1 of 10




Figure 3. E-Field Measurement (Position C)



Figure 4. E-Field Measurement (Position D)

<p>PCTEST ENGINEERING LABORATORY, INC.</p>	<p>LGE FCC ID: BEJWC900HO</p>	<p>Model: WC900-HO</p>
<p>Test Set-Up Photos</p>	<p>EUT Type: Vehicle Wireless Charger System</p>	<p>Page 2 of 10</p>



Figure 5. E-Field Measurement (Position E)




Figure 6. H-Field Measurement (Position A)

<p>PCTEST ENGINEERING LABORATORY, INC.</p>	<p>LGE FCC ID: BEJWC900HO</p>	<p>Model: WC900-HO</p>
<p>Test Set-Up Photos</p>	<p>EUT Type: Vehicle Wireless Charger System</p>	<p>Page 3 of 10</p>




Figure 7. H-Field Measurement (Position B)





Figure 8. H-Field Measurement (Position C)

 ENGINEERING LABORATORY, INC.	LGE FCC ID: BEJWC900HO	Model: WC900-HO
Test Set-Up Photos	EUT Type: Vehicle Wireless Charger System	Page 4 of 10




Figure 9. H-Field Measurement (Position D)




Figure 10. H-Field Measurement (Position E)

<p>PCTEST ENGINEERING LABORATORY, INC.</p>	<p>LGE FCC ID: BEJWC900HO</p>	<p>Model: WC900-HO</p>
<p>Test Set-Up Photos</p>	<p>EUT Type: Vehicle Wireless Charger System</p>	<p>Page 5 of 10</p>

TEST SETUP PHOTOGRAPHS (WPC)




Figure 11. E-Field Measurement (Position A)




Figure 12. E-Field Measurement (Position B)

<p>PCTEST ENGINEERING LABORATORY, INC.</p>	<p>LGE FCC ID: BEJWC900HO</p>	<p>Model: WC900-HO</p>
<p>Test Set-Up Photos</p>	<p>EUT Type: Vehicle Wireless Charger System</p>	<p>Page 6 of 10</p>




Figure 13. E-Field Measurement (Position C)





Figure 14. E-Field Measurement (Position D)

	LGE FCC ID: BEJWC900HO	Model: WC900-HO
Test Set-Up Photos	EUT Type: Vehicle Wireless Charger System	Page 7 of 10




Figure 15. E-Field Measurement (Position E)




Figure 16. H-Field Measurement (Position A)

<p>PCTEST ENGINEERING LABORATORY, INC.</p>	<p>LGE FCC ID: BEJWC900HO</p>	<p>Model: WC900-HO</p>
<p>Test Set-Up Photos</p>	<p>EUT Type: Vehicle Wireless Charger System</p>	<p>Page 8 of 10</p>




Figure 17. H-Field Measurement (Position B)




Figure 18. H-Field Measurement (Position C)

<p>PCTEST ENGINEERING LABORATORY, INC.</p>	<p>LGE FCC ID: BEJWC900HO</p>	<p>Model: WC900-HO</p>
<p>Test Set-Up Photos</p>	<p>EUT Type: Vehicle Wireless Charger System</p>	<p>Page 9 of 10</p>




Figure 19. H-Field Measurement (Position D)





Figure 20. H-Field Measurement (Position E)

	LGE FCC ID: BEJWC900HO	Model: WC900-HO
Test Set-Up Photos	EUT Type: Vehicle Wireless Charger System	Page 10 of 10