
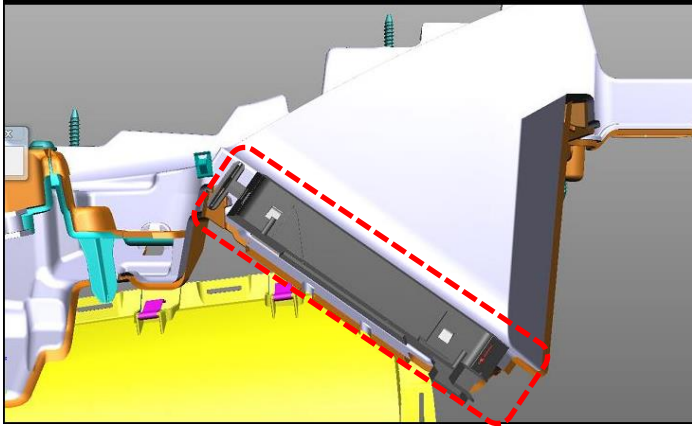
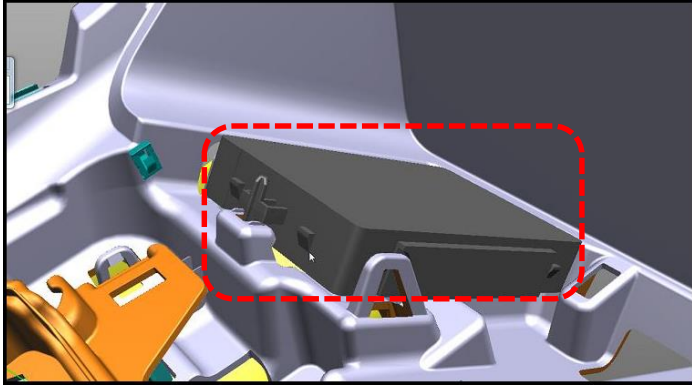


Installation & User manual



Device Type : Wireless Power charger

Model Type : WC510MVV20

Manufacturer: LG Electronics Inc.

Dimension: 126.8(L) x 78.45(W) x 21.6(H) mm

SW /HW Version : v1.5 / v1.3.0

1. Put your phone on wireless charging pad directly and on the center of charging pad.
2. Check the phone if it was charged or not. you can check on the mobile phone screen
If the phone was not charged, please try to put your phone on the charging area again.

- Mainly this wireless charging unit can be used for wireless charging mobile phone.
- Also can charge all devices meet WPC(Qi) standards

FCC Notice :

This device complies with part 15 of the FCC rules and to RSS216 of Industry Canada. Operation is subject to the following two conditions:

- (1) This device may not cause harmful interference, and
- (2) This device must accept any interference received, including interference that may cause undesired operation.

Any changed or modifications not expressly approved by the party responsible for compliance could void the user's authority to operate this equipment.

FCC RF Radiation Exposure Statement: This equipment complies with FCC RF Radiation exposure limits set forth for an uncontrolled environment. This device and its antenna must not be co-located or operating in conjunction with any other antenna or transmitter.

This equipment should be installed to operate with a minimum distance of 15cm between the radiator and the end-user's body.