



## APPENDIX A. TEST PHOTOGRAPHS

See following Attached Pages for setup photographs.

<b>PCTEST™ HAC REPORT</b>		<b>FCC MEASUREMENT REPORT</b>		<b>Reviewed by:</b> Quality Manager
<b>HAC Filename:</b> HAC.0604190302.BEJ	<b>Test Dates:</b> April 29 - May 1, 2006	<b>EUT Type:</b> Dual-Band CDMA Phone with Bluetooth	<b>FCC ID:</b> BEJVX9900	Page 68 of 70




Figure 29






Figure 30

<b>PCTEST™ HAC REPORT</b>		<b>FCC MEASUREMENT REPORT</b>		<b>Reviewed by:</b> Quality Manager
<b>HAC Filename:</b> HAC.0604190302.BEJ	<b>Test Dates:</b> April 29 - May 1, 2006	<b>EUT Type:</b> Dual-Band CDMA Phone with Bluetooth	<b>FCC ID:</b> BEJVX9900	Page 69 of 70

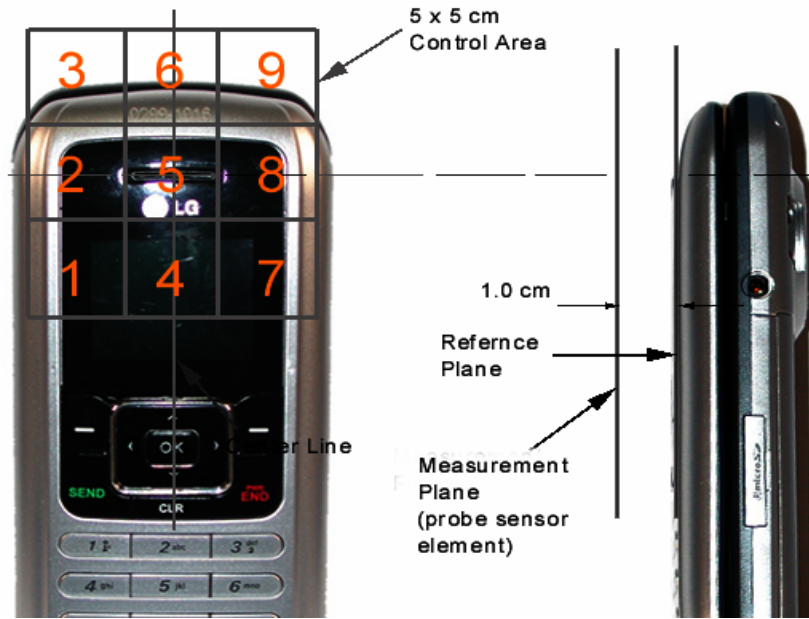




Figure 31 5x5 Scan grid above WD



Figure 32 E-Field WD Scan overlay



Figure 33 H-Field WD Scan overlay

PCTEST™ HAC REPORT		FCC MEASUREMENT REPORT		Reviewed by: Quality Manager
HAC Filename: HAC.0604190302.BEJ	Test Dates: April 29 - May 1, 2006	EUT Type: Dual-Band CDMA Phone with Bluetooth	FCC ID: BEJVX9900	Page 70 of 70