

## APPENDIX A. SETUP PHOTOGRAPHS

See following Attached Pages for setup photographs.



<b>PCTEST™ HAC REPORT</b>		<b>FCC MEASUREMENT REPORT</b>		<b>Reviewed by:</b> Quality Manager
<b>HAC Filename:</b> HAC.0511010759.BEJ	<b>Test Dates:</b> November 1 - 7, 2005	<b>EUT Type:</b> Dual-Band CDMA Phone	<b>FCC ID:</b> BEJVX8400	Page 68 of 69



Figure 30






Figure 31

<b>PCTEST™ HAC REPORT</b>		<b>FCC MEASUREMENT REPORT</b>		<b>Reviewed by:</b> Quality Manager
<b>HAC Filename:</b> HAC.0511010759.BEJ	<b>Test Dates:</b> November 1 - 7, 2005	<b>EUT Type:</b> Dual-Band CDMA Phone	<b>FCC ID:</b> BEJVX8400	Page 69 of 69