

13. TEST SETUP PHOTOGRAPHS







Figure 13-1
Test Setup for Wireless Device



Figure 13-2
Test Setup for Wireless Device

FCC ID: BEJVX8370	 PCTEST PCTEST ENGINEERING LABORATORY, INC.	HAC (T-COIL) TEST REPORT	 LG	Reviewed by: Quality Manager
Filename: 0912072214.BEJ	Test Dates: 12/4/2009	EUT Type: Cellular/PCS CDMA/EvDO Phone with Bluetooth		Page 37 of 38



Axial



Radial H (Transverse)

Radial V (Longitudinal)

Figure 13-3

T-Coil Scan Overlay Magnetic Field Distributions

Note: Final measurement locations are indicated by a cursor on the contour plots.

FCC ID: BEJVX8370		HAC (T-COIL) TEST REPORT	 Reviewed by: Quality Manager
Filename: 0912072214.BEJ	Test Dates: 12/4/2009	EUT Type: Cellular/PCS CDMA/EvDO Phone with Bluetooth	Page 38 of 38