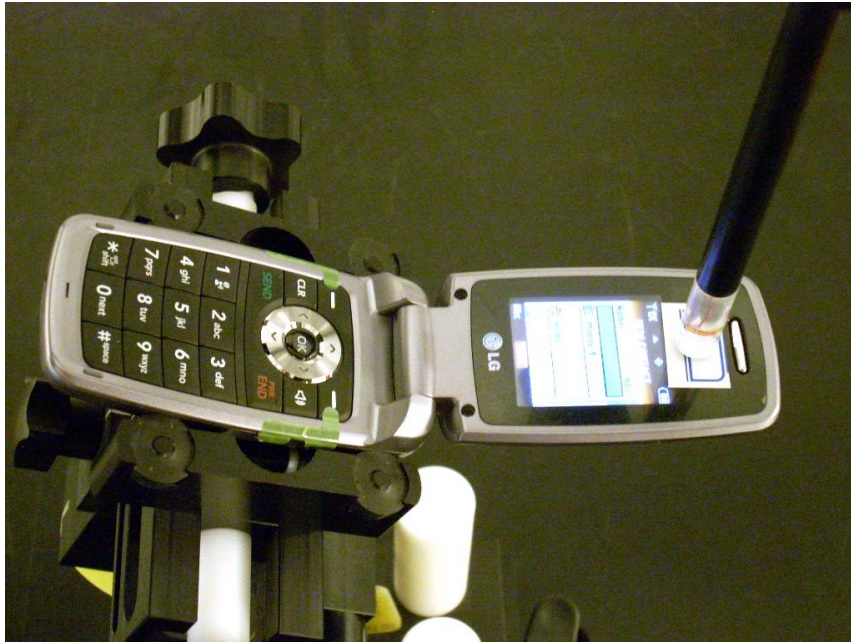





## 13. TEST SETUP PHOTOGRAPHS

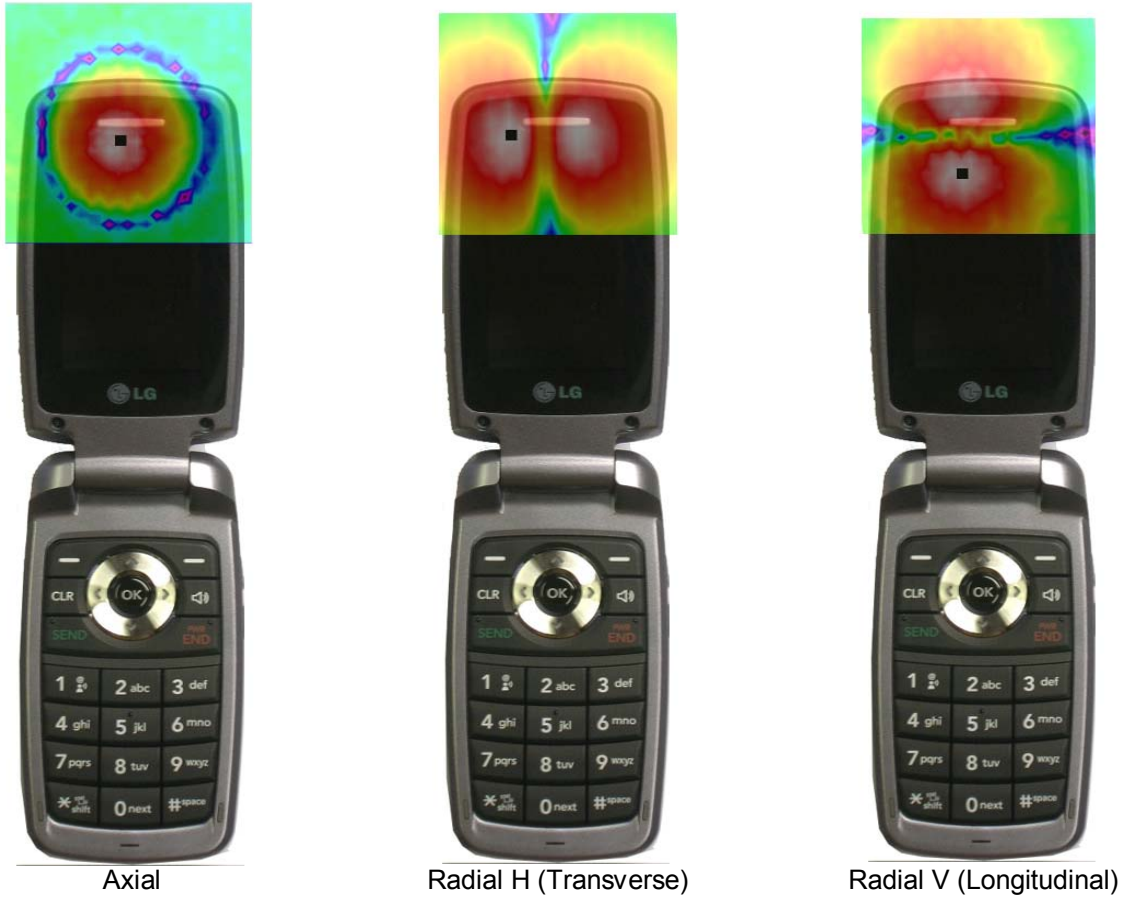


**Figure 13-1**  
**Test Setup for Wireless Device**





**Figure 13-2**  
**Test Setup for Wireless Device**

FCC ID: BEJVX5400	 <b>PCTEST</b> LABORATORY LOGS, INC.	HAC (T-COIL) TEST REPORT	 LG	Reviewed by: Quality Manager
Filename: 0712121371.BEJ	Test Dates: December 15, 2007	EUT Type: Cellular/PCS CDMA Phone with AMPS and Bluetooth	Page 34 of 35	



**Figure 13-3**  
**T-Coil Scan Overlay Magnetic Field Distributions**

Note: Final measurement locations are indicated by a cursor on the contour plots.

FCC ID: BEJVX5400	 <b>PCTEST</b> <small>LABORATORY LABORATORY, INC.</small>	<b>HAC (T-COIL) TEST REPORT</b>	 <b>LG</b> <b>Reviewed by:</b> Quality Manager
<b>Filename:</b> 0712121371.BEJ	<b>Test Dates:</b> December 15, 2007	<b>EUT Type:</b> Cellular/PCS CDMA Phone with AMPS and Bluetooth	Page 35 of 35