



## 17. TEST PHOTOGRAPHS

See following Attached Pages for setup photographs.



<b>FCC ID:</b> BEJVX5400	 <b>PCTEST</b> ENGINEERING LABORATORY, INC.	<b>HAC (RF EMISSIONS) TEST REPORT</b>	 <b>LG</b>	<b>Reviewed by:</b> Quality Manager
<b>HAC Filename:</b> 0712121370.BEJ	<b>Test Dates:</b> December 10-13, 2007	<b>EUT Type:</b> Cellular/PCS CDMA Phone with Bluetooth	Page 68 of 70	



**Figure 17-1**  
**Ear Reference Point HAC Phantom Alignment**



**Figure 17-2**  
**HAC Phantom Plane Alignment**

FCC ID: BEJVX5400		HAC (RF EMISSIONS) TEST REPORT		Reviewed by: Quality Manager
HAC Filename: 0712121370.BEJ	Test Dates: December 10-13, 2007	EUT Type: Cellular/PCS CDMA Phone with Bluetooth	Page 69 of 70	

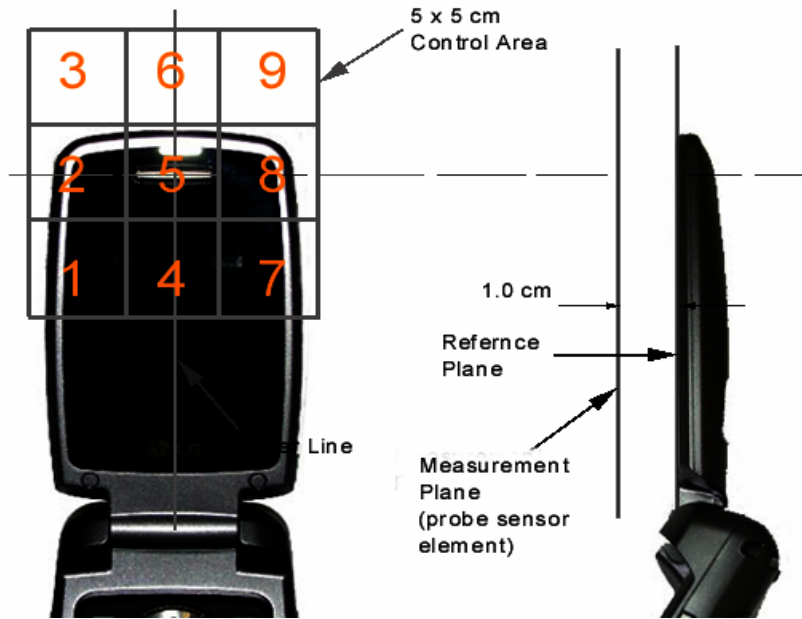




Figure 17-3  
5x5 Scan grid above WD



Figure 17-4  
E-Field WD Scan overlay



Figure 17-5  
H-Field WD Scan overlay

FCC ID: BEJVX5400	 PCTEST ENGINEERING LABORATORY, INC.	HAC (RF EMISSIONS) TEST REPORT	 LG	Reviewed by: Quality Manager
HAC Filename: 0712121370.BEJ	Test Dates: December 10-13, 2007	EUT Type: Cellular/PCS CDMA Phone with Bluetooth		Page 70 of 70