



13. TEST SETUP PHOTOGRAPHS




Figure 13-1
Test Setup for Wireless Device



Figure 13-2
Test Setup for Wireless Device

FCC ID: BEJVX5400		HAC (T-COIL) TEST REPORT	 LG	Reviewed by: Quality Manager
Filename: 0703260235.BEJ	Test Dates: March 28 - 29, 2007	EUT Type: Cellular/PCS CDMA Phone with AMPS and Bluetooth		Page 34 of 35





Axial

Radial H (Transverse)

Radial V (Longitudinal)

**Figure 13-3
T-Coil Scan Overlay Magnetic Field Distributions**

Note: Final measurement locations are indicated by a cursor on the contour plots.

FCC ID: BEJVX5400		HAC (T-COIL) TEST REPORT		Reviewed by: Quality Manager
Filename: 0703260235.BEJ	Test Dates: March 28 - 29, 2007	EUT Type: Cellular/PCS CDMA Phone with AMPS and Bluetooth	Page 35 of 35	