




# 13. TEST SETUP PHOTOGRAPHS

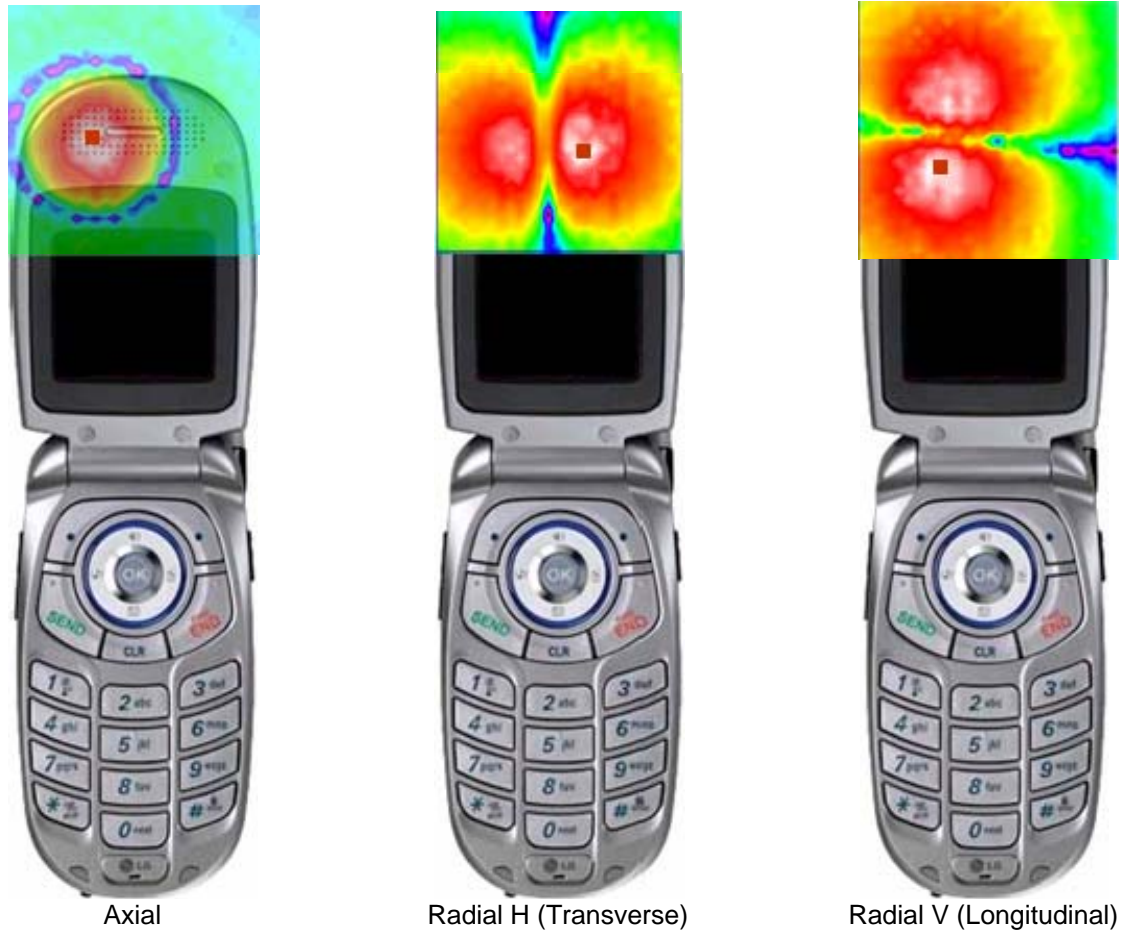


**Figure 13-1**  
**Test Setup for Wireless Device**



**Figure 13-2**  
**Test Setup for Wireless Device**

<b>FCC ID:</b> BEJVX3400		<b>C63.19-2006 v3.12 §6 HAC TEST REPORT</b>		<b>Reviewed by:</b> Quality Manager
<b>Filename:</b> 0606260544	<b>Test Dates:</b> July 6 - 7, 2006	<b>EUT Type:</b> Tri-Mode Dual-Band Analog/PCS Phone	Page 35 of 36	





Axial

Radial H (Transverse)

Radial V (Longitudinal)

**Figure 13-3**  
**T-Coil Scan Overlay Magnetic Field Distributions**

Note: Final measurement locations are indicated by a cursor on the contour plots.

FCC ID: BEJVX3400		C63.19-2006 v3.12 §6 HAC TEST REPORT	 LG Reviewed by: Quality Manager
Filename: 0606260544	Test Dates: July 6 - 7, 2006	EUT Type: Tri-Mode Dual-Band Analog/PCS Phone	Page 36 of 36