





<b>FCC ID:</b> BEJVM670		<b>SAR COMPLIANCE REPORT</b>		<b>Reviewed by:</b> Quality Manager
<b>Filename:</b> 0Y1009011474.BEJ	<b>Test Dates:</b> 09/01/10 - 09/14/10	<b>EUT Type:</b> PCS CDMA/EVDO Phone with Bluetooth and WLAN	Page 32 of 35	




**Figure 20-1**  
**SAR Test Setup Photo 1**




**Figure 20-2**  
**SAR Test Setup Photo 2**



<b>FCC ID:</b> BEJVM670		<b>SAR COMPLIANCE REPORT</b>		<b>Reviewed by:</b> Quality Manager
<b>Filename:</b> 0Y1009011474.BEJ	<b>Test Dates:</b> 09/01/10 - 09/14/10	<b>EUT Type:</b> PCS CDMA/EVDO Phone with Bluetooth and WLAN		Page 33 of 35
© 2010 PCTEST Engineering Laboratory, Inc.				REV 8.5M 8/17/2010




**Figure 20-3**  
**SAR Test Setup Photo 3**





**Figure 20-4**  
**SAR Test Setup Photo 4**

<b>FCC ID:</b> BEJVM670		<b>SAR COMPLIANCE REPORT</b>		<b>Reviewed by:</b> Quality Manager
<b>Filename:</b> 0Y1009011474.BEJ	<b>Test Dates:</b> 09/01/10 - 09/14/10	<b>EUT Type:</b> PCS CDMA/EVDO Phone with Bluetooth and WLAN		Page 34 of 35
© 2010 PCTEST Engineering Laboratory, Inc.				REV 8.5M 8/17/2010



**Figure 20-5**  
**SAR Test Setup Photo 5**

**Note:** Headset Cable is connected to the device during Body SAR assessment, as seen above.

<b>FCC ID:</b> BEJVM670		<b>SAR COMPLIANCE REPORT</b>		<b>Reviewed by:</b> Quality Manager
<b>Filename:</b> 0Y1009011474.BEJ	<b>Test Dates:</b> 09/01/10 - 09/14/10	<b>EUT Type:</b> PCS CDMA/EVDO Phone with Bluetooth and WLAN		Page 35 of 35