

13. TEST SETUP PHOTOGRAPHS






Figure 13-1
Test Setup for Wireless Device



Figure 13-2
Test Setup for Wireless Device

FCC ID: BEJVM670		HAC (T-COIL) TEST REPORT		Reviewed by: Quality Manager
Filename: 0Y1009011476.BEJ	Test Dates: 9/10/2010	EUT Type: PCS CDMA/EVDO Phone with Bluetooth and WLAN		Page 36 of 37






Figure 13-3
T-Coil Scan Overlay Magnetic Field Distributions

Note: Final measurement locations are indicated by a cursor on the contour plots.

FCC ID: BEJVM670		HAC (T-COIL) TEST REPORT		Reviewed by: Quality Manager
Filename: 0Y1009011476.BEJ	Test Dates: 9/10/2010	EUT Type: PCS CDMA/EVDO Phone with Bluetooth and WLAN		Page 37 of 37